

WISEdata: Student Enrollment From Start to Finish

Carrie Boe

Customer Services Team

Wisconsin Department of Public Instruction

WISEdata Conference 2021



WISCONSIN DEPARTMENT OF
PUBLIC INSTRUCTION

Carolyn Stanford Taylor, State Superintendent

WISEdata

Automated Data Collection

State and federally-required data is automatically submitted from student information systems to DPI.

- Schools select a certified SIS of their choice.
- Streamlined collection saves time and money.

Integrates with Other Systems

WISEdata uses API technology to exchange data with other certified systems.

- Data flows seamlessly between WISEdata and other systems schools use.
- Data can be sent and retrieved as needed for school and student improvement planning.

Near-real Time Data Review

Data available for review by school, student, data area, collection, and more!

- Drill into data for specific student values.
- Export numerous reports of student and staff data.
- Data syncs with WISEdash for further review and analysis.
- Validation rule logic provides errors and warnings to alert users to data quality issues.



WISEdata Flyer

Automated Data Collection

- Required data submitted automatically.
- Streamlined collection saves time and money.

Integrates with Other Systems

- API Technology
- System Integration

Near-real Time Data Review

- DQ Dashboards
- Exports
- Validation Rules
- Sync nightly to WISEdash



What is WISEdata?

WISEdata is a multi-vendor, open data collection system that allows school districts, charter schools, and private schools participating in a parental Choice program to submit data to DPI from the student information system (SIS) vendor of their choice.

- WISEdata links to WISEid to ensure data is attached to the appropriate person.
- WISEdata houses Graduation/Dropout, Completion/Exit, Third Friday of September Enrollment, and Attendance data.



Why do we collect data?

- Meet all required school state and federal reporting mandates
- Inform education research and data analysis through reporting tools
- Better understand and improve educational outcomes for Wisconsin students
- Maintain high data quality and security policies and standards to ensure data privacy
- Provide tools for multiple stakeholders, including educators, school officials, and DPI staff.



Data Submission Process

1. **SIS Selection:** School selects a school information system (SIS).
2. **Credentialing:** School's SIS must certify as their product is configured to WI Ed-Fi API standards to work with WISEdata.
3. **User Security Setup:** All users must register for WAMS IDs.
 - a. WAMS IDs are used to log in to WISE applications via the Secure Home portal.
 - b. District administrators will assign users designated security roles to access the various WISE applications.
4. **Data Entry:** Enter student data into the local SIS, including demographic, enrollment, and outcome data.



Data Submission Process Con't.

1. **WISEid Setup:** Request WISEids for all students and staff. This task is ongoing and can be done concurrently with data entry into your SIS.
2. **WISEdata Portal Submission:** Schools push data from their SIS to the WISEdata Portal for validation.
3. **Validation Review:** Users monitor and review the errors and warnings and make any necessary corrections.
4. **Continuous Collection:** Schools maintain high quality data, updating information as needed. DPI snapshots are taken periodically to obtain particular data statistics as of a given date. That data is used for state and federal reporting requirements.



Enrollment

- **Streamline processes to collect required data elements through completion of enrollment paperwork**
- **Prepare enrollment paperwork/ SIS Parent Portal**



Attain WISEids for New Students/Refresh WISEids

All Student Report Card Opt-In or Opt-Out:

- **If your school opted-in:**
 - report all students (Choice and on Choice participants)
- **If your school opted-out:**
 - report only Choice participants
- **Verify if your SIS is implementing the Identity API tool to ease your WISEid reporting burden**



Research WISEdata Data Elements

Use the WISEdata Data Elements pages to view all the specific data elements for WISEid, and WISEdata.

- The main page provides a quick summary of each element.
- The links take you to individual pages that provide more detail about the element and which codes to report, as well as uses and FAQs.

This resource will be a staple when completing WISEdata reporting tasks and should be referenced often. You can link directly to data element pages from the WISEdata Portal.

[Data Elements](#)



Reporting Student Data Elements

- **student economic status**

economically disadvantaged True/False

- **food services program association**

free/reduced-price/ full priced meals

- **ELP**

Home Language Survey

- **disability status**



Enrollment Dates

- **effective begin and end dates**
- **when students leave, be sure to exit them with exit type and date**



Reporting Student Data Elements ctd.

Third Friday of September (SIS entry):

- **Count Inclusion (flagged/marked in SIS)**
- **Choice student indicator**



Optional Data Elements for Deeper Insight

New Optional Data Elements:

- digital equity gap
- immunization*
- tribal affiliation and ancestry/ethnic origin*

***verify that your SIS vendor is participating in these collections**



Collaborating with Local Public School District

- **Title Services Consultation**

- if receiving Title I services, use economic status that was collected for WISEdata reporting

- if receiving Title III services, work with LEA to have students assessed with ACCESS

- **Parentally Private Placed (PPP)**

- students need to be reported by both agencies that are providing services



WISEdata Data Quality Portal

Goal: Provide LEAs with a set of tools to allow them to:

- Verify the data is landing in WISEdata that the vendor is sending
- Execute data quality checks and correct at the source
- **Solution? The WISEdata Portal**



Let's Jump In!

1. Navigate to Secure Home
2. Login using your WAMS or google login information
3. Select WISEdata Portal



Secure Home

The screenshot shows the WISEdata Portal interface. At the top, there is a navigation bar with the following items: Home, Data Quality, Validation Messages, Student Search, Exports, and Expected Transfers. The user is logged in as Michelle. The main content area is divided into several sections:

- Validation Message Summary:** A horizontal bar chart titled "Distribution of Messages" showing the percentage of messages categorized as Error, Unacknowledged Warning, and Acknowledged Warning for the years 2019-2020, 2018-2019, and 2017-2018. The x-axis ranges from 0% to 100%.
- Data Pipeline Status:** A section with a dropdown menu for "School Years" currently set to "2019 - 2020".
- Vendor(s):** A table listing vendors for the selected school year, including "Powerschool" with a status indicator (a red circle with a white dot).

School Year	Vendor	Status	Last request to WISEdata Api
2019 - 2020	Powerschool	⊙	2/24/2020 2:04:16 PM
2018 - 2019	Powerschool	⊙	2/24/2020 2:05:17 PM
2017 - 2018	Powerschool	⊙	2/24/2020 2:03:04 PM

Confirm Contact Information

My Contacts → Top-Right Corner

- **If Contacts need to be updated,
please take the time to update now.**



Stay in Contact

Users can add and update WISE system contact information in WISEid and WISEdata.

- Both Primary and Secondary Contacts are **required** for each agency and must be updated each year. Generic contacts receive general communications from DPI.
*Choice schools contact will default to previous Choice administrator starting 2021/22 school year.
- Use the **Edit** or **Delete** icons to the right of the email address to make changes or delete a contact. It's important to make sure these are up-to-date.

Join our [Google+ community](#) to connect with fellow WISEdata users and receive announcements and notifications from DPI and the WISEdata community.



WISEdata Data Quality Portal

LEA Home Page - *Did the vendor data land?*

- Surfaces communication success/failure from the vendor tool.
- Provides status (timestamps) of data domain records, data quality validation status and raw domain record counts.



WISEdata Portal Landing Page

1. Select “Home” on top-left.
 - View Vendor Timestamp
 - The goal is to alert you of the status of the specific vendor’s communication in the last 24 hours.

Data Pipeline Status ⓘ

School Years:

2019 - 2020

2018 - 2019

2017 - 2018

Vendor(s) ⓘ



WISEdata Portal Landing Page

Red 'x' icon indicates **communication errors** (often called Level 1 validation errors)

Click on the vendor box indicating errors have occurred to see the detail.

Data Pipeline Status ⓘ

School Years:

2019 - 2020

2018 - 2019

2017 - 2018

Vendor(s) ⓘ

Include API Read (GET) transactions ⓘ

2019 - 2020	Skyward ✘
Last request to WISEdata Api	2/25/2020 11:35:35 AM
2018 - 2019	Skyward ⓘ
Last request to WISEdata Api	12/10/2019 9:02:48 PM



LEA Homepage - API Transactions

▶ Student	POST	0	1	9/10/2019 12:55:59 PM
▶ StudentEducationOrganizationAssociation	DELETE	0	1	9/10/2019 12:54:52 PM
▶ StudentEducationOrganizationAssociation	POST	0	1	9/10/2019 12:55:55 PM
▶ StudentEducationOrganizationAssociation	PUT	0	103	9/10/2019 12:17:02 PM
▶ StudentProgramAssociation	DELETE	0	1	9/10/2019 12:54:52 PM
▶ StudentProgramAssociation	POST	0	1	9/10/2019 12:55:55 PM
▶ StudentProgramAssociation	PUT	0	1	9/10/2019 12:55:58 PM
▶ StudentSchoolAssociation	DELETE	0	1	9/10/2019 12:54:54 PM
▶ StudentSchoolAssociation	POST	0	1	9/10/2019 12:55:54 PM
▶ StudentSchoolFoodServiceProgramAssociation	DELETE	0	4	9/10/2019 10:03:53 AM
▶ StudentSchoolFoodServiceProgramAssociation	POST	6	15	9/10/2019 12:55:54 PM
▶ StudentSchoolFoodServiceProgramAssociation	PUT	0	6	9/10/2019 10:00:29 AM
▶ StudentSpecialEducationProgramAssociation	DELETE	0	1	9/10/2019 9:50:05 AM
▶ StudentSpecialEducationProgramAssociation	POST	3	3	9/10/2019 12:42:53 PM
▶ StudentSpecialEducationProgramAssociation	PUT	0	9	9/10/2019 11:01:54 AM

*Due to the high volume of API traffic, success and error counts are an approximation of successful and failed transactions in the last 24 hours.

If there are API errors, what data areas are impacted and I need more information to provide to my vendor



WISEdata Portal Landing Page

Vendor / WISEdata Communication Status

See an “Exclamation Mark” !
No Transactions in the Last 24
Hours

Data Pipeline Status ⓘ

School Years: 2019 - 2020 2018 - 2019 2017 - 2018

Vendor(s) ⓘ

Include API Read (GET) transactions ⓘ

2019 - 2020	Skyward ⓘ
Last request to WISEdata Api	2/25/2020 11:35:35 AM
2018 - 2019	Skyward ⓘ
Last request to WISEdata Api	12/10/2019 9:02:48 PM






WISEdata Portal Landing Page

Step 1

Users will see a green 'checkmark', yellow 'caution' or red 'x' depending on the last time data was received for the specific data domain.

Yellow 'caution' or red 'x' states could be the result of a problem with a vendor tool configuration or simply a process issue.

STEP 1 - WISEdata API ⓘ

2019 - 2020	Enrollment 
Data Last Received	2/25/2020 10:49:23 AM
2018 - 2019	Enrollment 
Data Last Received	1/14/2020 12:19:05 PM
2017 - 2018	Enrollment 
Data Last Received	12/5/2019 1:18:08 PM



LEA Home Page - API/Portal Sync Status

STEP 2 - WISEdata Portal

WISEdata Portal Database - Data Last Received

The goal of this section is to alert you when the data in the WISEdata Portal database is out of sync with the latest data pushed by vendor(s) to the WISEdata API database. If you see a green 'checkmark' this means the data domain is in sync between what the vendor(s) has/have sent and what is in WISEdata Portal. If you see a red 'checkmark', data isn't in sync and you need to click on the 'Queue Import & Validation' button located in 'Step 2' or on the Validation Message page. This will pull data over to the WISEdata Portal database from the WISEdata API database and run validation rules and calculations.

Drill into to each data domain to see data record counts for each set of data areas under each domain.

Queue Import & Validation

Validation Run Status - Complete [Completed : 8/2/2019 8:20:36 AM]

Validation Last Run - 8/2/2019 8:20:36 AM

Notify me when validation is completed john.raub@dpi.wi.gov

Year	Enrollment	Program	Discipline	Roster
2019 - 2020	✘ No data received.	✘ No data received.	✘ No data received.	✘ No data received.
2018 - 2019	✔ 8/1/2019 4:21:41 PM	✔ 8/1/2019 3:20:35 PM	✔ 8/1/2019 3:32:41 PM	✔ 8/2/2019 7:33:31 AM

Did the data my vendor successfully send make it to the Data Quality Portal yet? If red hit orange button



WISEdata Portal Features

The screenshot displays the WISEdata Portal interface. At the top, the navigation bar includes 'WISEdataPortal', 'Agency', 'Admin', 'ETL', 'Settings', 'Links', and 'Help'. The 'School Year: 2020' is highlighted in green. The user 'Michelle' is logged in. The main navigation menu includes 'Home', 'Data Quality', 'Validation Messages', 'Student Search', 'Exports', and 'Expected Transfers'. The 'All Students Report Card: Opt IN' is also visible.

Filters

- School Year: 2019 - 2020 (Reset button)
- School Type: All School Types
- Schools: All Schools

Validation Message Summary

Category	Count
ERRORS	1
Total data quality validations errors.	
Details	
WARNINGS - UNACKNOWLEDGED	0
Total data quality validation unacknowledged warnings.	
Details	

% STUDENTS WITH ERRORS OR UNACKNOWLEDGED WARNINGS

0.4%

The percentage of students for the school year with an active validation error or unacknowledged warning.

VALIDATION LAST RUN 2/25/2020 1:16:19 PM

The last time data quality validation ran successfully.

Data Quality Indicators

Indicator	Value
ENROLLMENTS CURRENT	Students by Grade Level and Gender
ENROLLMENT COUNT DATES	3rd Friday of September

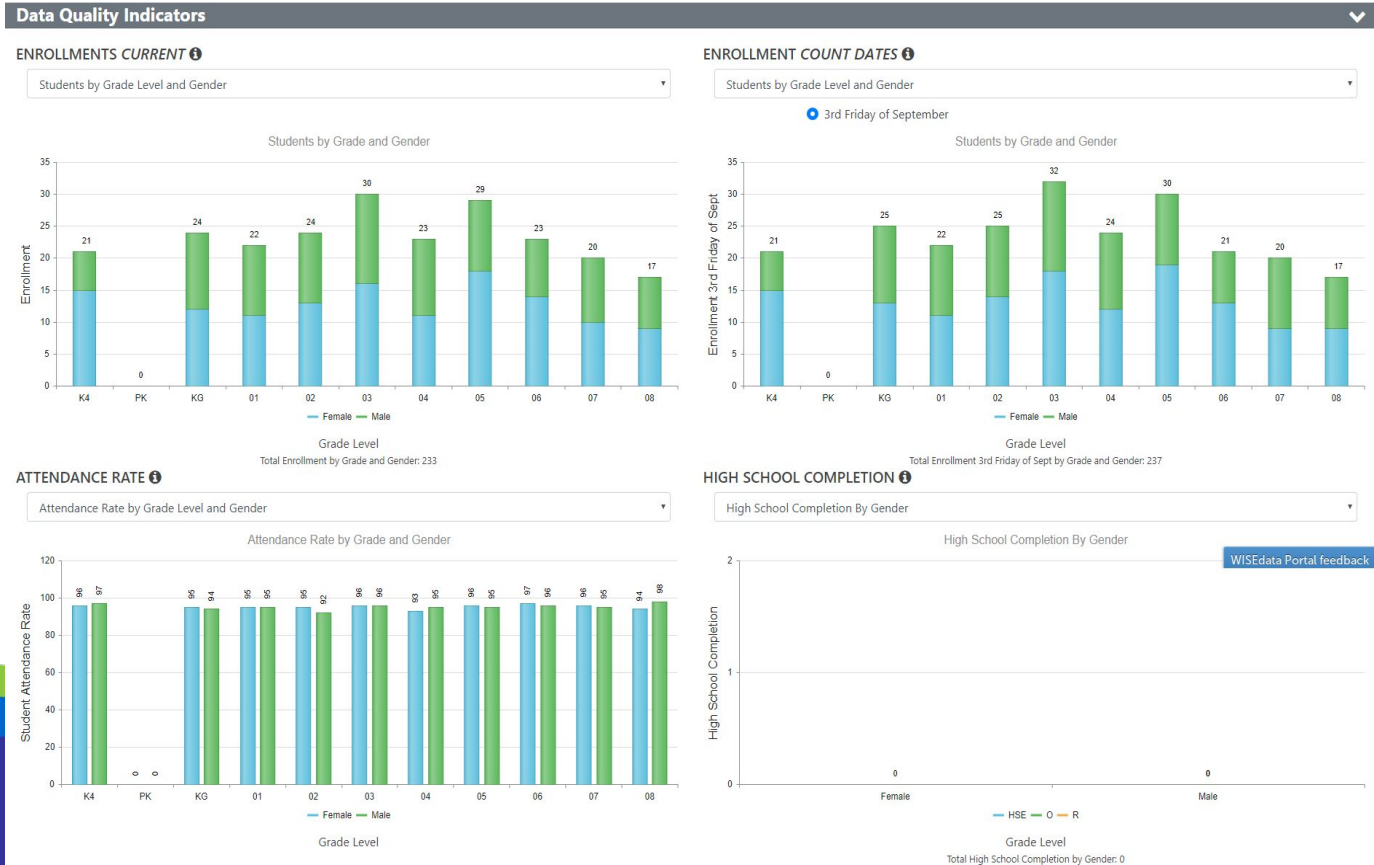
Students by Grade and Gender

Students by Grade and Gender

WISEdata Portal feedback

Data Quality Indicators

Use Data Quality Indicators and Exports to verify if data is correct WISEdata Portal.



Student Detail Features

- Demographics
- Enrollments
- Programs
- *Career Education No Data
- Food Service
- *Homeless No Data
- *Language Instruction No Data
- *Other No Data
- *Special Education No Data
- *Discipline No Data
- *Roster No Data
- Academic Records No Data

Demographics ▼

Create Date: 8/26/2019 3:17:40 PM

Last Modified Date: 10/2/2019 1:52:07 PM

Data Element	WISEdata	WISEid
<i>WISEdata & WISEid data element compare related to L2 Validations</i>		
WISEid		
Name*		
Birth Date	9/9/2008	9/9/2008

Data Element	Value	Data Element	Value
<i>WISEdata data element values only (WISEid system values not presented)</i>			
Birth City		Name Suffix	II
Birth State		Other Names	
Birth Country		ACCESS for ELLs**	
Multiple Birth Status	Not Set	WISEid Gender	Male
Date Entered US		WISEid Race	Black or African American
Visas			

* Middle name is displayed when present but it isn't used in the L2 WISEdata/WISEid name compare validation

**Overall Composite Proficiency Level Score (Prior Year)

WISEdata Portal feedback

Demographics - School Level

	District / Agency	School	Gender	Hispanic Latino Ethnicity	Races	DPI Race/Ethnicity	Disabilities by order	DPI Reporting Disability	DPI Economic Disadvantaged	Limited English Proficiency	Languages	Characteristics
▶	Lutheran Sch	Lutheran Sch	Male	False	Black - African American	B		N	F	7 - Fully English proficient, never ELL/LEP		Economically Disadvantaged

Student Ed-Fi API View

Enrollments ▼

	Enroll Date	Exit Date	District / Agency	School	PrimarySchool	Enrollment Type	Grade Level	Included in 3rd Fri Sept count	Included in Oct 1st Child Count	Overlapping Enrollment
▶	09/01/2019		Lutheran Sch	Lutheran Sch	True	Primary	05	True	False	Not Set

Enrollment Ed-Fi API View

Prior Year Enrollments >

WISEdata Data Quality Portal

Exports

- **Allow users to slice the data in various ways.**
- **Allow mass exports of most prominent data including the Mass Enrollment Export and Validation Message Export.**



Exports

School Year

School Year: 2020

School Type

Schools ✕

2019 - 2020

All School Types

All Schools

Collection

Show All

Reset




Exports

Category Type ↑	Export Type ↑	Description	
All Enrollment	Mass Enrollment Export	All student enrollments	Download
Attendance - YE	Attendance - YE	Attendance data for primary enrollments	Download
Career Education	Certified/Non Certified Career Education Programs	Students with course and non-course related Career Education student program associations including Certified Career Education Programs, Non-Certified Career Education Programs and the State Endorsed Regional Career Pathway Program.	Download
Career Education	CTE Participants/Concentrators	All Students who are CTE Participants or CTE Concentrators in the given school Year	Download



Validation Knowledge Base Articles

You can click the KBA links that follow the validation error or warning listed in the WISEdata Portal (click the info icon) to learn more about the issue and how to correct it.

	Message	Total
 	<p>Message Code: 6373 - This enrollment period is totally encompassed within another enrollment period. The enrollment is invalid. The enrollment must either be removed or revised such that it is not encompassed entirely within another enrollment period </p> <p>For submission to DPI, agencies must reconcile entry and exit dates such that no overlap is submitted to DPI. DPI is aware that overlap does occur. In such cases all agencies involved shall cooperate with the following rules prior to submission. This enrollment period is totally encompassed within another enrollment period. The enrollment is invalid. The enrollment must either be removed or revised such that it is not encompassed entirely within another enrollment period</p> <p>6373 KBA</p>	2



Find More Info on Errors & Warnings

Knowledge Base articles (KBA) provide information on common topics, answers to questions, and solution suggestions for validations.

You can search the Knowledge Base Article database directly.

<https://crmportal.dpi.wi.gov/articles>



Closing the School Year in WISEdata

- Exit date should reflect last day of receiving educational services unless your school has a specific policy regarding exit date.
- Exit Type entered into SIS
- High School graduates require [credential type of a regular diploma](#) entered into SIS
- [Exit Code Decision Process](#)



Exit Types

TC	Transfer to Another WI school covered by WISEdata	Transfer to another WI school covered by WISEdata or continuing in the same school. Known to be continuing.
-----------	---	---

A school covered by WISEdata includes:

- a Choice school opted in to the All School Report Card,
- a Choice participant transferring to a school opted out of the All School Report Card,
- or a public school.



Known to be Continuing

Transfer Confirmation: To confirm that a student transferred out, the school or district must have official written documentation that the student enrolled in another school or in an educational program that culminates in the award of a regular high school diploma. (34 C.F.R. §200.19(b)(1)(ii)(B)(1))



Exit Types

TNC	Transfer to a WI school not covered by WISEdata.	Transfer to a WI school not covered by WISEdata. Known to be continuing.
------------	--	--

TNC should be used when a student is transferring within WI:

- to home-schooling,
- to a private school not participating in the Choice program, or
- as a non-Choice participant to a Choice school not opted in to the All Schools Report Card.



Exit Types

ETC

Expected transfer/promotion to a new school covered by WISEdata.

Expected transfer/promotion to a new school covered by WISEdata.
Not known to be continuing.

Take care to limit the use of ETC to only students for whom you have evidence of the transfer. Refer to the ODO slide later in the presentation for information on exiting a student when there is no evidence of transfer.



Exit Types

HSC	High School Completion	High School Completion
------------	------------------------	------------------------

Use this exit type if the student earned a high school completion credential on or before the exit date. This exit type requires that your district submit a high school completion credential type.

PCC	Prior Completion Credential	Prior Completion Credential
------------	-----------------------------	-----------------------------

Use this exit type if the student has a previous year-end record with the exit type HSC, High School Completion. This exit code should be used very rarely, as it's intended only for students who exit school with an HSED or Other Diploma and later return to school to work towards a regular diploma but do not complete the requirements.



Exit Types

BCA	Below Compulsory Age
------------	----------------------

This exit type applies if a student was under the compulsory age for attendance, six, on the school exit date.

MA	Reached Maximum Age for Services	Reached Maximum Age for Services
-----------	----------------------------------	----------------------------------

Exiting with MA should be used only for Students with Disabilities who continues through age 21 and will not receive a high school completion credential.



Exit Types

ISM

Interstate move. Move to another state within the country.

Interstate move. Move to another state within the country. Not known to be continuing.

Use this exit type if a student is known to have moved to another state within the country and is not known to be continuing.

TOS

Transfer Out-of-State

Transfer Out-of-State. Known to be continuing.

Use this exit type if a student moved out-of-state or out-of-country, and you have official written documentation (e.g., a records request) that the student is continuing in an educational program.



Exit Types

ODO	Other, Dropout, or Possible Dropout	Other, Dropout, or Possible Dropout
-----	-------------------------------------	-------------------------------------

ODO: Use this exit type if the student is a known dropout or if the student is not known to be continuing in an educational program and no other exit type applies.

- If you expected one of your students to transfer to another district but the student never ended up enrolling at that district or any other district, then you should enter ODO for the student's exit type. Even if you sent records in preparation for the transfer, if the subsequent school never enrolled the student, the student remains your responsibility. You will need to investigate the student's whereabouts. If after investigation, you find the student is no longer enrolled anywhere, submit ODO.



WISEdash Extracts for Choice Schools

Accessing WISEdash Extracts

WISEdata users at Choice schools can access WISEdash Extracts in WISEdata Portal. To do so:

1. Log in to WISEdata Portal through the WISEhome.
2. Under the Agency header, go to Exports.
3. Download the extract you want to see under the WISEdash Extracts section.

WISEdash Extracts are intended to help Choice schools access graduation and dropout rate information normally available only in WISEdash for Districts. WISEdash Extracts work similarly to normal WISEdata Portal exports, and allow Choice schools to download reports that they can use to track graduation cohorts and calculate graduation, high school completion, and dropout rates.



WISEdash Extracts for Choice Schools

Extract Name	Description
Graduation & HS Completion Rate	This report shows students included in the numerator and denominator of the Graduation Rate (Regular Diploma) and High School Completion Rate.
Graduate Future Cohorts	This report shows the cohort for high school completion in which a student is placed based on grade level and school year of their first entry into high school.
Dropout Rate	This report shows students included in the numerator and denominator of the annual dropout rate.
Absenteeism	This report shows students' status regarding chronic absenteeism under the Wisconsin state definition.



Reporting Scenarios

1. Using the data quality indicators' "Enrollments", I can only see 18 3rd graders, when I have 20 in attendance.
 - a. What tools should we use to find out what students we are missing?



Reporting Scenarios

2. I do not see any information populated for the data quality indicator “Enrollment- Students by Economic Status”.

- a. What tools can I use to verify if this information is being received?**



Reporting Scenarios

3. You are experiencing Error 6469 due to overlapping enrollment. You look at the student details to find that a student that is receiving speech services is marked as “Primary Enrollment” at both the Choice school and public school.

a. What do you do?



Helpful Resources

- [WISEdata Help](#): links to WISE help pages and useful resources
- [Data Elements](#): list of links to all WISEdata data elements and their descriptions, uses, and codes
- [Knowledge Base articles](#): useful articles on validations and other related topics
- [Info for Schools](#): basics of getting started with WISEid
- [Google+ Community](#): WISEdata community to view and post questions and comments to fellow users
- [WISEdata Events Calendar](#): View deadlines, trainings, webinars, etc.



Reporting Deadlines and Snapshots

See the [WISEdata Events](#) page for the most up-to-date information.

- **Tentative Date of 6/1/2021**

- 2020-21 Spring Demographics Snapshot

- ***Deadline*--Early August**

- 2020-21 Year End Attendance

- **October 2021--8 weeks prior to snapshot**

- DPI Data Quality outreach begins

- **December 2021 Snapshot**

- 2020-21 Year End Attendance & Completion
- 2021-22 Third Friday of September Enrollment

Getting Help

- **Secure Home, ASM, WAMS Help Ticket**
<http://dpi.wi.gov/wise/secure-home-info/asm-help-ticket>
- **WISE Help Ticket for WISEdata Questions**
<http://dpi.wi.gov/wisedash/help/ticket>



Giving Feedback

Within most DPI applications you can:

1. Provide feedback directly
2. Enter a new suggestion
3. and Vote on suggestions made by other people

Post an Idea ×

When you post an idea to our feedback forum, others will be able to subscribe to it and make comments.

Describe your idea

[Next](#)

WISEdata Portal feedback



Thank you!



WISCONSIN DEPARTMENT OF
PUBLIC INSTRUCTION

Tony Evers, PhD, State Superintendent