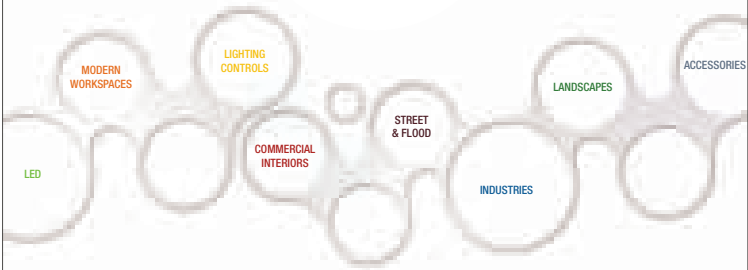




**WIPRO**  
Applying Thought



LED

MODERN WORKSPACES

LIGHTING CONTROLS

COMMERCIAL INTERIORS

STREET & FLOOD

INDUSTRIES

LANDSCAPES

ACCESSORIES

**WIPRO LIGHTING**  
Price List 2013

Effective September 1, 2013

Comprehensive solutions  
for Indoor & Outdoor lighting

LED  
Pg 01 - 24

LIGHTING CONTROLS  
Pg 39 - 40

COMMERCIAL INTERIORS  
Pg 41 - 50

MODERN WORKSPACES  
Pg 25 - 38



INDUSTRIES  
Pg 51 - 62

STREET & FLOOD  
Pg 63 - 70

LANDSCAPES  
Pg 71 - 76

ACCESSORIES  
Pg 77 - 78

Discontinued Products | Pg 79 • Terms & Conditions | Pg 80 • Wipro Businesses | Pg 81 • Branch Offices | Pg 83

LED an evolution



OrionLED

PlayLED

MyLED

Kolors

CresLED



# LED

reasons to adapt for various applications

## offices

excellent quality of light with energy savings upto 50%

## retail

attractive paybacks and a service life of 50000 hrs

LED luminaires are available in different colour temperatures on request

03

## industries

long lasting and low operating cost

## outdoor

green lighting and highly efficient design

04

# LED

**SpacioLED LM 15**  
Recess mounted indirect-direct LED luminaire for new-age workspaces

LM15-321-XXX-60-XX	35 W	₹ 9000
LM15-411-XXX-60-XX	45 W	₹ 9900

Cutout dimensions: 595mm x 595mm

**MatrixLED LM 17**  
Recess mounted LED luminaire for new-age workspaces

LM17-291-XXX-57-XX	29 W	₹ 10300
LM17-411-XXX-57-XX	40 W	₹ 11250

Cutout dimensions: 595mm x 595mm

**CresLED LM 11**  
Recess mounted LED luminaire for new-age workspaces

LM11-291-XXX-57-XX	29 W	₹ 13500
LM11-411-XXX-57-XX	40 W	₹ 16500

Cutout dimensions: 572mm x 572mm

05



**TZLED**

**LM 35**  
Recess mounted slim LED luminaire suitable for Techzone™ ceiling



LM35-361-XXX-57-XX	29 W	On request
--------------------	------	------------

Cutout dimensions: 1178mm x 133mm

**GravityLED**

**LM 72**  
Linear suspended LED luminaire




LM72-521-XXX-60-XX	56 W	₹ 19700
--------------------	------	---------

Please order suspension system separately

**LineosLED**

**LM 30**  
Recess mounted slim LED luminaire



LM30-211-XXX-57-XX	21 W	₹ 10500
--------------------	------	---------

Cutout dimensions: 1178mm x 78mm

**OrbitLED**

**LM 71**  
Circular suspended fully diffused LED luminaire




LM71-531-XXX-60-XX	58 W	₹ 20000
--------------------	------	---------

Product is inclusive of suspension system

**TuboLED**

**LM 70**  
Tubular suspended LED luminaire



LM70-421-XXX-57-XX	43 W	₹ 18100
--------------------	------	---------

Please order suspension system separately

**Suspension for GravityLED, TuboLED**




WVX50/LMX721	Suitable for installation on RCC ceiling	₹ 700
WVX50/LMX722	Suitable for installation on modular grid Armstrong Prelude 24 mm exposed suspension system	₹ 750
WVX50/LMX723	Suitable for installation on modular grid Armstrong, Silhouette 15 mm	₹ 750

Suspension Series: WVX50 is for TuboLED | LMX72 is for GravityLED

LED

**LED**



**NuLED**

**LM 60**  
Furniture integrated LED tasklights

LM60-111-XXX-50-01	12 W	₹ 16900
LM60-211-XXX-50-02	25 W	₹ 26800
LM60-321-XXX-50-03	38 W	₹ 36850
LM60-431-XXX-50-04	51 W	₹ 47550

**MioLED**

**LM 61**  
Furniture integrated LED tasklights

LM61-111-XXX-50-01	12 W	₹ 17400
LM61-211-XXX-50-02	25 W	₹ 27300
LM61-321-XXX-50-03	38 W	₹ 37350
LM61-431-XXX-50-04	51 W	₹ 48050



**high energy savings, lower light power density**

Lighting solution with ambient + task lighting ensures energy savings upto 50%, creates vibrant interiors and reduces the light power density (LPD), significantly


**AMBIENT LIGHTING SOLUTION**



LPD  
**0.83**  
W/sq ft

No. of workstations: 16 nos  
Ambient Lighting Luminaires: 16 nos  
LPD : 0.83 W/sq ft  
Lux Levels on the work-surface: 300 lux avg.

**AMBIENT + TASK LIGHTING SOLUTION**



LPD  
**0.57**  
W/sq ft

No. of workstations: 16 nos  
Ambient Lighting Luminaires: 8 nos  
LED Task Lighting : 16 nos  
LPD : 0.57 W/sq ft  
Lux Levels on the work-surface: 275 – 300 lux avg.

wide range to suit a variety of workstation configurations



**DVMO** India's first leg problem based system

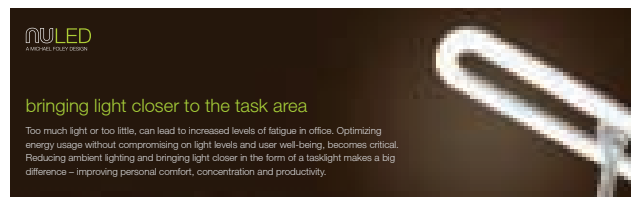
**WE**

**Vibrant plus**

Suitable for installation on Wipro/ Other modular furniture systems  
\*Kindly contact our nearest branch office for more details

LED

**LED**



**NuLED desk**


**LM 62**  
Personal LED desklights

LM62-360-XXX-50-XX	4 W	₹ 8300
--------------------	-----	--------

**MioLED desk**

**LM 63**  
Personal LED desklights

LM63-720-XXX-50-XX	8 W	₹ 9050
--------------------	-----	--------



**versatile & personal**

Lighting for personal spaces needs to be adaptable to individual choices and preferences. Addressing personal controls to further precision, NuLED and MioLED desklight offers easy adjustments in tilt and angle. It eliminates shadows and is more useful especially when it is being used in very low ambient light conditions.

**MyLED LM 90**

Workstation mounted LED personal tasklight with a 180 deg swivel

LM90-003-XXX-WH-XX	5 W	₹ 3150
LA 9004	clamp for 40mm partition	₹ 250
LA 9008	clamp for 50mm partition	₹ 300
LA 9006	clamp for 60mm partition	₹ 325



LED

**LED**



**iris LED**

**high energy savings**

IrisLED delivers high efficiency and performance in every space it illuminates. It offers key user benefits – Energy savings of more than 50%, long life, green, free from mercury, IR and UV content.

**IrisLED LD 71**

High efficiency circular LED downlighter



LD71-101-XXX-50-XX (mini)**	11 W	₹ 2790
LD71-121-XXX-50-XX (iris)**	14 W	₹ 2890
LD71-151-XXX-50-XX (maxi)**	16 W	₹ 3190

Cutout dimensions: \*ø111mm | \*\* ø142mm

**IrisLED SQ LD 74**

High efficiency square LED downlighter



LD74-101-XXX-50-XX (mini)*	11 W	₹ 2790
LD74-121-XXX-50-XX (iris sq)**	14 W	₹ 2890
LD74-151-XXX-50-XX (maxi)***	16 W	₹ 3190

Cutout dimensions: \*97mm x 97mm | \*\*117mm x 117mm | \*\*\*137mm x 137mm

**irisLED**

**performance for life**


Specially designed wave shaped radial heat sink in IrisLED increases the overall surface area ensuring effective thermal management, reliable performance and long service life.



**SiriLED**

**a LED upgrade for lifetime benefits**

The retrofit solution provides attractive savings in the initial investment clubbed with the benefits of LED technology. The well structured and designed LED module enables hassle-free and quick installation retaining the existing POP ceilings.



**SiriLED LD 40**

Retrofit LED downlighter

LD40-101-XXX-50-XX	11 W	On request
LD40-121-XXX-50-XX	14 W	On request
LD40-151-XXX-50-XX	16 W	On request

Retrofit suitable for downlighters with cut out dia of 58mm in standard height


LED

**SpotLED LD 35/70**


Recess circular LED downlighter with prismatic collimator lens

LD35-400-XXX-50-XX	6 W (White finish)	₹ 2800
LD70-400-XXX-50-XX	6 W (Textured chrome finish)	₹ 2800

Cutout dimensions: ø53mm



**LED**



**PlayLED LD 44/42**

Recess mounted circular LED downlighter with special frosted diffuser

LD44-012-XXX-WH-XX	17 W	₹ 6300
LD42-024-XXX-WH-XX	33 W	₹ 10400

Cutout dimensions: ø168mm

**PlayLED LD 33**

Recess mounted square LED downlighter with special frosted diffuser



LD33-024-XXX-WH-XX	33 W	₹ 9800
--------------------	------	--------

Cutout dimensions: 170mm x 170mm

**PlayLED LD 51**

Surface mounted circular LED downlighter for multi-utility applications



LD51-006-XXX-WH-XX	9 W	₹ 4900
LD51-012-XXX-WH-XX	17 W	₹ 10600

**PlayLED LD 60/61**

Recess mounted LED swivel downlighter for accent lighting



LD60-013-XXX-WH-XX	17 W	₹ 9400
LD61-026-XXX-WH-XX	33 W	₹ 17500

Cutout dimensions: 155mm x 155mm | 155mm x 298mm

**AvioLED LD 64/65**

LED projector light



LD64-013-XXX-WH-XX	17 W (white housing)	₹ 10650
LD65-013-XXX-WH-XX	17 W (black housing)	₹ 10650



**TrimLED**

**LL 20**

LED batten suitable for indoor application

LL20-221-XXX-60-XX	24 W	₹ 2890
--------------------	------	--------

**WegaLED**

**LX 02**

Surface mounted, multi-utility LED luminaire

LX02-013-160-WH-XX	17 W	₹ 11150
--------------------	------	---------

**StormLED**

**LE 02**

IP 65 high efficiency LED wellglass

LE02-351-XXX-65-XX	37 W	₹ 11850
--------------------	------	---------

**VisionLED**

**LC 20**

Recess mounted, bottom opening cleanroom LED luminaire

LC20-411-XXX-50-XX	47 W	₹ 18900
--------------------	------	---------

Cutout dimensions: 487mm x 487mm

**QuadLED**

**LH 01/05**

Suspended/surface mounted, multi-utility LED luminaire

LH01-751-XXX-50-XX (wide beam)	89 W	₹ 39250
LH01-102-XXX-50-XX (wide beam)	119 W	₹ 41300
LH05-751-XXX-50-XX (narrow beam)	89 W	₹ 40000
LH05-102-XXX-50-XX (narrow beam)	119 W	₹ 42050
LH05-172-XXX-50-XX (narrow beam)	174 W	₹ 53000

QuadLED transforms the midbay in an aesthetic square profile adding an innovative design edge to the industry shop floors

LED

**LED**

**XlineLED**

**LE 10**

Industrial integral LED channel

LE10-491-XXX-57-XX	39 W	₹ 9000
--------------------	------	--------

**ProLED**

**LL 06/12**

High efficiency LED linear lamp

LL06-800/65*	10 W	₹ 2090
LL12-161/65*	20 W	₹ 2790

\*65 stands for 6500K

**CorallLED**

**WIO 80**

Indoor decorative channel housing suitable for ProLED

WIO80-1108	10 W	₹ 575
WIO80-1208	20 W	₹ 650

\*Please order suitable ProLED separately

**ProLED**  
Energy Efficient LED Linear Lamp

high efficiency solution for multiple application

ProLED linear lamp proves to be an efficient lighting solution in every aspect when compared with conventional FTLL. This next generation lamp is a smart replacement for conventional (T8) fluorescent lamps.

**WCO 12**

**WCO 12**

Industrial channel housing suitable for ProLED

WCO12-121108	10 W	₹ 600
WCO12-121108	20 W	₹ 650
WCO12-121208	20 W	₹ 750
WCO12-122208	40 W	₹ 800

\*Please order suitable ProLED separately

**CapsuleLED**

**WIO 83**

Industrial corrosion proof IP 65 housing suitable for ProLED

WIO83-1208	10 W	₹ 3000
WIO83-2208	20 W	₹ 3600

\*Please order suitable ProLED separately



**Orio LED**

Designer Streetlights



**OrioLED**

**LR 01**

Designer LED streetlight with pressure die-cast housing suitable for secondary roads

LR01-012-XXX-WH-XX	17 W	₹ 8600
LR01-018-XXX-WH-XX	25 W	₹ 10700
LR01-024-XXX-WH-XX	33 W	₹ 11900

**IndiRoadLED**

**LR 10**

High performance LED streetlight suitable for primary/secondary roads

LR10-611-XXX-57-XX	60 W	₹ 27000
LR10-711-XXX-57-XX	71 W	₹ 29000
LR10-911-XXX-57-XX	91 W	₹ 33000
LR10-122-XXX-57-XX	121 W	₹ 39000
LR10-132-XXX-57-XX	132 W	₹ 42000

**SealLED**

**LR 20**

Designer LED streetlight with pressure die-cast housing suitable for primary roads

LR20-048-XXX-WH-XX	68 W	₹ 43000
LR20-072-XXX-WH-XX	102 W	₹ 52000
LR20-104-XXX-WH-XX	135 W	₹ 68000

**CruxLED**

**LR 21**

High performance LED streetlight suitable for primary/secondary roads

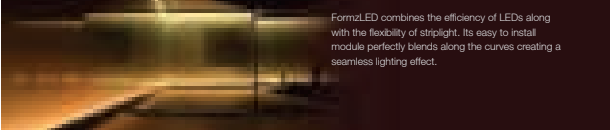
LR21-421-XXX-WH-XX	48 W	₹ 26550
LR21-631-XXX-WH-XX	73 W	₹ 36550
LR21-841-XXX-WH-XX	95 W	₹ 40050

LED

**LED**

**formzLED**

flexible LED striplight



**flexible LED striplight**

FormzLED combines the efficiency of LEDs along with the flexibility of striplight. Its easy to install module perfectly blends along the curves creating a seamless lighting effect.

**FormzLED**

**LS 06/26**

IP 20 and IP 65 non-integral flexible LED strip light

LS06-005-120-WH-50	4.8 W per mtr, 5m spool; IP 20	₹ 4600
LS06-005-120-WW-50	4.8 W per mtr, 5m spool; IP 20	₹ 4600
LS06-005-120-BL-50	4.8 W per mtr, 5m spool; IP 20	₹ 4600
LS06-015-120-WH-50	14.4 W per mtr, 5m spool; IP 20	₹ 14450
LS06-015-120-WW-50	14.4 W per mtr, 5m spool; IP 20	₹ 14450
LS06-015-120-BL-50	14.4 W per mtr, 5m spool; IP 20	₹ 14450
LS26-005-120-WH-50	4.8 W per mtr, 5m spool; IP 65	₹ 7800
LS26-005-120-WW-50	4.8 W per mtr, 5m spool; IP 65	₹ 7800
LS26-005-120-BL-50	4.8 W per mtr, 5m spool; IP 65	₹ 7800
LS26-015-120-WH-50	14.4 W per mtr, 5m spool; IP 65	₹ 17950
LS26-015-120-WW-50	14.4 W per mtr, 5m spool; IP 65	₹ 17950
LS26-015-120-BL-50	14.4 W per mtr, 5m spool; IP 65	₹ 17950
LG40-024*	LED driver 240 V/12V	₹ 1575
LG40-078**	LED driver 240 V/12V	₹ 3650

\*1680-024 - 1 unit is suitable for 1 no (5m spool) of LS06,LS26-005

\*\*1680-078 - 1 unit is suitable for 1 no (5m spool) of LS26-015

\*Order driver separately. Driver is for indoor use only.

**MoonLED**

**LW 01**

Circular LED wall light suitable for true ceiling

LW01-101-XXX-60-XX	13 W	₹ 2400
--------------------	------	--------

**MoonLED SQ**

**LW 02**

Square LED wall light suitable for true ceiling

LW02-101-XXX-60-XX	13 W	₹ 2400
--------------------	------	--------



**LED Bollard  
LB 10**

IP 44 Integral LED bollard  
[0.3m and 0.8m height]



LB10-003-360-WH-03	3 W	230V	₹ 16100
LB10-003-360-WW-03	3 W	230V	₹ 16100
LB10-003-360-WH-08	3 W	230V	₹ 19200
LB10-003-360-WW-08	3 W	230V	₹ 19200

**LED Bushlight  
LF 15**

IP 67 Integral LED bushlight



LF15-003-045-RD-XX	3 W	230V	₹ 13850
LF15-003-045-GR-XX	3 W	230V	₹ 13850
LF15-003-045-BL-XX	3 W	230V	₹ 13850
LF15-003-045-AM-XX	3 W	230V	₹ 14250
LF15-003-045-WH-XX	3 W	230V	₹ 13850
LF15-003-045-WW-XX	3 W	230V	₹ 14150
LF15-003-045-CC-XX*	3 W	12/24V	₹ 14250
LG70-004	RGB Controller	110-220V AC	₹ 66400

\* Order RGB controller LG70-004 separately

**LED Steplight  
LT 54**

IP 65 integral LED steplight



LT54-002-XXX-RD-XX	2.2 W	230V	₹ 5650
LT54-002-XXX-GR-XX	2.2 W	230V	₹ 5650
LT54-002-XXX-BL-XX	2.2 W	230V	₹ 5650
LT54-002-XXX-AM-XX	2.2 W	230V	₹ 8600
LT54-002-XXX-WH-XX	2.2 W	230V	₹ 5650
LT54-002-XXX-WW-XX	2.2 W	230V	₹ 6000

**LED Inground Light  
LI 10**

IP 67 non-integral LED inground light



LI10-003-045-RD-XX*	3 W	12V	₹ 10250
LI10-003-045-GR-XX*	3 W	12V	₹ 10250
LI10-003-045-BL-XX*	3 W	12V	₹ 10250
LI10-003-045-AM-XX*	3 W	12V	₹ 10650
LI10-003-045-WH-XX*	3 W	12V	₹ 10250
LI10-003-045-WW-XX*	3 W	12V	₹ 10800
LF15-010	LED Transformer	240V/12V	₹ 2400

\* Order transformer LG12-010 separately

LED

LED



low on consumption and  
high on delivery



**Inmaculate  
CRCO 10**

Recess/surface mounted LED luminaire with complete diffuser



CRCO10R038HP57	38 W	₹ 15300
CRCO10S038HP57	38 W	₹ 16500

\* W represents recess and 'S' represents surface mounting

Cutout dimensions: 570mm x 570mm

**Pinnacle  
CRCO 11**

Recess mounted LED luminaire with complete prismatic diffuser suitable for modular ceiling



CRCO11R038HP57	38 W	₹ 13500
----------------	------	---------

Cutout dimensions: 570mm x 570mm


**Pinnacle Plus  
CRCO 18**

Recess mounted LED luminaire with prismatic diffuser suitable for modular ceiling




CRCO18R038HP57	38 W	₹ 10000
----------------	------	---------

Cutout dimensions: 570mm x 570mm



LED



**Aura Plus  
CRCO 13**

Recess/surface mounted LED luminaire



CRCO13R038HP57	38 W	₹ 14500
CRCO13S038HP57	38 W	₹ 19800

\* W represents recess and 'S' represents surface mounting

Cutout dimensions: 1180mm x 280mm

**Aura  
CRCO 12**

Recess mounted LED luminaire



CRCO12R038HP57	38 W	₹ 12500
----------------	------	---------

Cutout dimensions: 1170mm x 270mm

**Ranger  
CRCO 14**


Recess/surface mounted LED luminaire



CRCO14R024HP57	24 W	₹ 8500
CRCO14S024HP57	24 W	₹ 9800

\* W represents recess and 'S' represents surface mounting

Cutout dimensions: 570mm x 270mm





**SlimrisLED**  
**CRDL 14**

Recess mounted circular slim LED luminaire

		(MRP)
CRDL14R005HP60*	6 W	₹ 1790
CRDL14R010HP60**	11 W	₹ 2290
CRDL14R015HP60***	17 W	₹ 2790

Cutout dimensions: \*Ø90mm | \*\*Ø115mm | \*\*\*Ø140mm

**SpherisLED**  
**CRDL 10**

Recess mounted circular LED downlighter

		(MRP)
CRDL10R005HP60*	6 W	₹ 2090
CRDL10R010HP60**	11 W	₹ 2390
CRDL10R015HP60***	17 W	₹ 2890

Cutout dimensions: \*Ø90mm | \*\*Ø115mm | \*\*\*Ø140mm

**Halo**

**CRDL 11**

Recess mounted circular LED downlighter

CRDL11R008HP57	8 W	₹ 3200
CRDL11R013HP57	13 W	₹ 3400
CRDL11R017HP57	17 W	₹ 4000
CRDL11R023HP57	23 W	₹ 4350


Cutout dimensions: Ø172mm

**SquarisLED**  
**CRDL 15**

Recess mounted square slim LED luminaire

		(MRP)
CRDL15R005HP60*	6 W	₹ 1790
CRDL15R010HP60**	11 W	₹ 2290
CRDL15R015HP60***	17 W	₹ 2790

Cutout dimensions: \*90mm x 90mm | \*\*115mm x 115mm | \*\*\*140mm x 140mm



**Halo**

**CRDL 11**

Recess mounted circular LED downlighter

CRDL11R033HP57	33 W	₹ 6200
----------------	------	--------

Cutout dimensions: Ø220mm

LED



**Halo**  
**CRDL 11**

Surface mounted circular LED downlighter

CRDL11S008HP57	8 W	₹ 4150
CRDL11S013HP57	13 W	₹ 4450
CRDL11S017HP57	17 W	₹ 5100
CRDL11S023HP57	23 W	₹ 5400

**Halo**  
**CRDL 11**

Surface mounted circular LED downlighter

CRDL11S033HP57	33 W	₹ 9800
----------------	------	--------




**Spotify**  
**CRDL 12/13**

Recess mounted circular LED downlighter

CRDL12R007HP57	7 W (White finish)	₹ 2950
CRDL13R007HP57	7 W (Textured chrome finish)	₹ 2950

Cutout dimensions: Ø100mm



**sleek and compact**  
**LED downlighter**

Efficiently highlight and accentuate merchandise using sleek and compact spotify with saving in operating costs.

**Stunner**  
**CRCO 17**

Recess/surface mounted LED luminaire

CRCO17R013HP57	13 W	₹ 4750
CRCO17S013HP57	13 W	₹ 5750

\* represents recess and 'S' represents surface mounting

Cutout dimensions: 310mm x 310mm

**Solitaire**

**CRCO 15**

Recess mounted square LED downlighter

CRCO15R013HP57	13 W	₹ 4300
----------------	------	--------

Cutout dimensions: 160mm x 160mm

**CleanLED**  
**CRDO 10**

LED batten suitable for indoor application

		(MRP)
CRDO10W024HP57	24 W	₹ 2790

LED

# Modern Workspaces

enhancing productivity through quality of light

Good quality lighting adds life to the workspace enhancing its ambience and creating a healthy, cheerful work environment





**Sonic**  
**WVP 59/WVF 59**

Recess mounted indirect-direct luminaire suitable for CFL (TC-L) lamps

WVP 59236	2 x 36 W CFL (TC-L)	₹ 5650
WVP 59236 SGW	2 x 36 W CFL (TC-L)	₹ 6150
Recess mounted indirect-direct luminaire suitable for FTL (TS) lamps		
WVP 59314 SGW	3 x 14 W FTL (TS)	₹ 6500
WVP 59414 SGW	4 x 14 W FTL (TS)	₹ 6700

Cutout dimensions: 575mm x 575mm

**Spacio**  
**WVP 52/WVF 53**

Recess mounted indirect-direct luminaire with High Efficiency Translucence (HET) technology, suitable for CFL (TC-L) lamps

WVP 52236	2 x 36 W CFL (TC-L)	₹ 4950
WVP 52236 SG	2 x 36 W CFL (TC-L)	₹ 5050
WVP 52236 SGW	2 x 36 W CFL (TC-L)	₹ 5450
WVP 52340 SGW	2 x 40 W CFL (TC-L)	₹ 5250
WVP 52155 SGA	1 x 55 W CFL (TC-L)	₹ 6050

Recess mounted indirect-direct luminaire with High Efficiency Translucence (HET) technology, suitable for FTL (TS) lamps

WVP 53224 SGA	2 x 24 W FTL (TS)	₹ 6000
WVP 53314 SGW	3 x 14 W FTL (TS)	₹ 5800
WVP 53414 SGW	4 x 14 W FTL (TS)	₹ 6000

Cutout dimensions: 565mm x 565mm

**Synergy**  
**WVF 16**

Recess mounted direct-indirect luminaire suitable for FTL (TS) lamps

WVP 16414 SGW	4 x 14 W FTL (TS)	On request
---------------	-------------------	------------

Cutout dimensions: 573mm x 573mm

**Dune**  
**WVF 15**

Recess mounted direct-indirect luminaire suitable for FTL (TS) lamps

WVP 15414 SGW	4 x 14 W FTL (TS)	On request
---------------	-------------------	------------

Cutout dimensions: 573mm x 573mm

modern workspaces

Modern Workspaces

**Ideos**  
**WVP 78/WVF 78**

Recess mounted direct-indirect luminaire with double parabolic louvers and acrylic diffuser, suitable for CFL (TC-L) lamps

WVP 78236	2 x 36 W CFL (TC-L)	₹ 4700
WVP 78236 SG	2 x 36 W CFL (TC-L)	₹ 4800
WVP 78236 SGW	2 x 36 W CFL (TC-L)	₹ 5200
WVP 78240 SGA	2 x 40 W CFL (TC-L)	₹ 5750
WVP 78255 SGA	2 x 55 W CFL (TC-L)	₹ 5950

Recess mounted direct-indirect luminaire with double parabolic louvers and acrylic diffuser, suitable for FTL (TS) lamps

WVP 78414 SGW	4 x 14 W FTL (TS)	₹ 6200
---------------	-------------------	--------

Cutout dimensions: 565mm x 565mm

**Ideos**  
**WVP 79/WVF 79**


Recess mounted direct-indirect luminaire with parallet PS louvers and acrylic diffuser, suitable for CFL (TC-L) lamps

WVP 79236 SG	2 x 36 W CFL (TC-L)	₹ 4900
WVP 79236 SGW	2 x 36 W CFL (TC-L)	₹ 5300
WVP 79240 SGA	2 x 40 W CFL (TC-L)	₹ 5850
WVP 79255 SGA	2 x 55 W CFL (TC-L)	₹ 6050

Recess mounted direct-indirect luminaire with parallet PS louvers and acrylic diffuser, suitable for FTL (TS) lamps

WVP 79414 SGW	4 x 14 W FTL (TS)	₹ 6250
---------------	-------------------	--------

Cutout dimensions: 565mm x 565mm



**Platina**  
**WVP 76/WVF 76**

Recess mounted direct-indirect luminaire with translucent acrylic diffuser, suitable for CFL (TC-L) lamps

WVP 76236	2 x 36 W CFL (TC-L)	₹ 3650
WVP 76236 SG	2 x 36 W CFL (TC-L)	₹ 3750
WVP 76236 SGW	2 x 36 W CFL (TC-L)	₹ 4100
WVP 76240 SGA	2 x 40 W CFL (TC-L)	₹ 4700
WVP 76255 SGA	2 x 55 W CFL (TC-L)	₹ 4900

Recess mounted direct-indirect luminaire with translucent acrylic diffuser, suitable for FTL (TS) lamps

WVP 76414 SGW	4 x 14 W FTL (TS)	₹ 5200
---------------	-------------------	--------

Cutout dimensions: 565mm x 565mm



**Softlite**  
**WCP 63/WCF 63**

Recess mounted indirect-direct luminaire with square perforations, suitable for CFL (TC-L) lamps

WCP 63236	2 x 36 W CFL (TC-L)	₹ 3550
WCP 63236 SG	2 x 36 W CFL (TC-L)	₹ 3650
WCP 63236 SGW	2 x 36 W CFL (TC-L)	₹ 4050
WCP 63240 SGA	2 x 40 W CFL (TC-L)	₹ 4600
WCP 63255 SGA	2 x 55 W CFL (TC-L)	₹ 4800

Recess mounted indirect-direct luminaire with square perforations, suitable for FTL (TS) lamp

WCP 63414 SGW	4 x 14 W FTL (TS)	₹ 4950
---------------	-------------------	--------

Cutout dimensions: 565mm x 565mm

**Fusion**  
**WCP 64/WCF 64**

Recess mounted direct-indirect luminaire with parallet PS louvers, suitable for CFL (TC-L) lamps

WCP 64236	2 x 36 W CFL (TC-L)	₹ 3900
WCP 64236 SG	2 x 36 W CFL (TC-L)	₹ 4100
WCP 64236 SGW	2 x 36 W CFL (TC-L)	₹ 4350
WCP 64240 SGA	2 x 40 W CFL (TC-L)	₹ 4950
WCP 64255 SGA	2 x 55 W CFL (TC-L)	₹ 5150

Recess mounted direct-indirect luminaire with parallet PS louvers, suitable for FTL (TS)

WCP 64414 SGW	4 x 14 W FTL (TS)	₹ 5300
---------------	-------------------	--------

Cutout dimensions: 565mm x 565mm

**Pristine**  
**WVP 56**

The next generation recess mounted indirect-direct luminaire with square perforations, suitable for CFL (TC-L) lamps

WVP 56236	2 x 36 W CFL (TC-L)	₹ 3750
WVP 56236 SG	2 x 36 W CFL (TC-L)	₹ 3850
WVP 56236 SGW	2 x 36 W CFL (TC-L)	₹ 4250
WVP 56240 SGA	2 x 40 W CFL (TC-L)	₹ 4800
WVP 56255 SGA	2 x 55 W CFL (TC-L)	₹ 5000

Cutout dimensions: 574mm x 574mm

**Etern**  
**WVP 57**

The next generation recess mounted indirect-direct luminaire with parallet PS louvers, suitable for CFL (TC-L) lamps

WVP 57236 SG	2 x 36 W CFL (TC-L)	₹ 4200
WVP 57236 SGW	2 x 36 W CFL (TC-L)	₹ 4600
WVP 57240 SGA	2 x 40 W CFL (TC-L)	₹ 5100
WVP 57255 SGA	2 x 55 W CFL (TC-L)	₹ 5300

Cutout dimensions: 574mm x 574mm

modern workspaces

Modern Workspaces

**GCF 39**  
**GCF 39**

Recess mounted linear luminaire suitable for Techzone™ ceiling

GCF 39128 SGW	1 x 28 W FTL (TS)	On request
GCF 39228 SGW	2 x 28 W FTL (TS)	On request

**GCF 45**  
**GCF 45**

Recess mounted linear luminaire suitable for Techzone™ ceiling

GCF 45128 SGW	1 x 28 W FTL (TS)	On request
GCF 45228 SGW	2 x 28 W FTL (TS)	On request

**WVF 23**  
**WVF 23**

Recess mounted mirror optics luminaire suitable for Techzone™ ceiling

WVF 23128 SGW	1 x 28 W FTL (TS)	On request
WVF 23228 SGW	2 x 28 W FTL (TS)	On request

**Lineos**  
**GCF 31**

Recess mounted linear contour light suitable for FTL (TS) lamps

GCF 31128 SGW	1 x 28 W FTL (TS) length – 1195 mm	₹ 5100
GCF 31228 SGW	2 x 28 W FTL (TS) length – 2290 mm	₹ 10250
GCF 31154 SGA	1 x 54 W FTL (TS) length – 1195 mm	₹ 5900
GCF 31254 SGA	2 x 54 W FTL (TS) length – 2290 mm	₹ 11800

Recess mounted linear contour light suitable for FTL (TS) lamps for continuous band of light

GCF 31128 SGW CT	1 x 28 W FTL (TS) length – 1105 mm	₹ 5200
GCF 31228 SGW CT	2 x 28 W FTL (TS) length – 2205 mm	₹ 10450
GCF 31154 SGA CT	1 x 54 W FTL (TS) length – 1105 mm	₹ 6000
GCF 31254 SGA CT	2 x 54 W FTL (TS) length – 2205 mm	₹ 12000

Cutout dimensions: 1178mm x 78mm (GCF 31128 SGW/ 31154 SGA)  
2273mm x 78mm (GCF 31228 SGW/ 31254 SGA)  
1096mm x 78mm (GCF 31128 SGW CT/ 31154 SGA CT)  
2191mm x 78mm (GCF 31228 SGW CT/ 31254 SGA CT)

**Lineos**  
**GCF 32**

Surface/ suspension mounted linear contour light suitable for FTL (TS) lamps

GCF 32128 SGW	1 x 28 W FTL (TS) length – 1180 mm	₹ 6400
GCF 32228 SGW	2 x 28 W FTL (TS) length – 2275 mm	₹ 11700
GCF 32154 SGA	1 x 54 W FTL (TS) length – 1180 mm	₹ 7100
GCF 32254 SGA	2 x 54 W FTL (TS) length – 2275 mm	₹ 13500

Surface/ suspension mounted linear contour light with FTL (TS) lamps for continuous band of light

GCF 32128 SGW CT	1 x 28 W FTL (TS) length – 1098 mm	₹ 6500
GCF 32228 SGW CT	2 x 28 W FTL (TS) length – 2193 mm	₹ 11900
GCF 32154 SGA CT	1 x 54 W FTL (TS) length – 1098 mm	₹ 7300
GCF 32254 SGA CT	2 x 54 W FTL (TS) length – 2193 mm	₹ 13500

Please order suspension system separately





**Suspension – Lineos**

**WX 86**

A set of 2 point 'QUICK' install suspension system for Lineos



WX 861	Suitable for RCC ceiling	₹ 675
WX 862	Suitable for Armstrong Prelude 24 mm ceiling	₹ 675
WX 863	Suitable for Armstrong Silhouette 15 mm ceiling	₹ 675

Special transparent power cable for Lineos

WX 825	3 core transparent cable	₹ 150
WX 826	2 core transparent cable	₹ 125



**Float**

**WVF 82**

Pendant mounted indirect luminaire, suitable for FTL (T5/T8) lamps



WVF 82236 SGW	2 x 36 W FTL (T8)	length – 1269 mm	₹ 6850
WVF 82228 SGW	2 x 28 W FTL (T5)	length – 1204 mm	₹ 6950
WVF 82254 SGA	2 x 54 W FTL (T5)	length – 1204 mm	₹ 8200
WVF 82436 SGW	4 x 36 W FTL (T8)	length – 2510 mm	₹ 14300
WVF 82438 SGW	4 x 28 W FTL (T5)	length – 2395 mm	₹ 14400
WVF 82454 SGA	4 x 54 W FTL (T5)	length – 2395 mm	₹ 16700

Prices include connecting bracket.  
Please order suspension system separately

**Suspension – Float**

**WX 82**

A set of 2 point 'QUICK' install suspension system for Float



WX 821	Suitable for RCC ceiling	₹ 750
WX 822	Suitable for Armstrong Prelude 24 mm ceiling	₹ 800
WX 823	Suitable for Armstrong Silhouette 15 mm ceiling	₹ 800

Special transparent power cable for Float

WX 825	3 core transparent cable	₹ 150
WX 826	2 core transparent cable	₹ 125

modern workspaces

Modern Workspaces




**LIVE T5**  
a range of suspended luminaires suitable for T5 lamps

flexible lighting solution that blends with your furniture layout

A complete family of energy efficient luminaires that assemble together to form the desired angles, perfectly aligning to the furniture layouts. The flexibility to design with light the superior finish of the luminaires and its ability to create a live and welcoming space; ensures LiveT5 its design edge.



90° Connectivity



120° Connectivity



**Live T5**

**WVF 34**

Pendant mounted direct-indirect luminaire, suitable for FTL (T5) lamps



WVF 34228 SGW	2 x 28 W FTL (T5)	₹ 7200
WVF 34254 SGA	2 x 54 W FTL (T5)	₹ 8450

Please order suspension system and connector separately

**Suspension – LiveT5**

**WX 34**

Universal suspension system with quick onsite adjustment and connector



WX 341	Suitable for installation on RCC ceiling	₹ 800
WX 342	Suitable for installation on modular grid / Armstrong prelude ceiling	₹ 800
WX 343	Suitable for installation on modular grid / Armstrong silhouette ceiling	₹ 800
WX 345	Connector suitable for installation of LiveT5 90°	₹ 950
WX 344	Connector suitable for installation of LiveT5 120°	₹ 1050

**Aeros – DP**

**WVF 83**

pendant mounted indirect-direct luminaire with double parabolic louvres, suitable for FTL (T5) lamps



WVF 83228 SGW	2 x 28 W FTL (T5)	length – 1260 mm	₹ 7200
WVF 83254 SGA	2 x 54 W FTL (T5)	length – 1260 mm	₹ 8450
WVF 83428 SGW	4 x 28 W FTL (T5)	length – 2450 mm	₹ 15250
WVF 83454 SGA	4 x 54 W FTL (T5)	length – 2450 mm	₹ 17550

Please order suspension system and power cable separately

**Aeros – MPL**

**WVF 84**

Pendant mounted indirect-direct luminaire with micro prismatic diffuser, suitable for FTL (T5) lamps



WVF 84228 SGW	2 x 28 W FTL (T5)	length – 1260 mm	₹ 8400
WVF 84254 SGA	2 x 54 W FTL (T5)	length – 1260 mm	₹ 9350
WVF 84428 SGW	4 x 28 W FTL (T5)	length – 2450 mm	₹ 16800
WVF 84454 SGA	4 x 54 W FTL (T5)	length – 2450 mm	₹ 19550

Please order suspension system and power cable separately

**Suspension – Aeros**

**WX 83**


A set of 2 point 'QUICK' install suspension system for Aeros – MPL and DP



WX 831	Suitable for RCC ceiling	₹ 750
WX 832	Suitable for Armstrong Prelude 24 mm ceiling	₹ 800
WX 833	Suitable for Armstrong Silhouette 15 mm ceiling	₹ 800


Special transparent power cable for Aeros-DP and Aeros-MPL

WX 825	3 core transparent cable	₹ 150
WX 826	2 core transparent cable	₹ 125



modern workspaces

Modern Workspaces



**direct T5**  
A RECONSTRUCTIBLE DESIGN

best-in-class efficiency for high performance office environments

**Direct T5**

**WVF 14**

Recess mounted direct luminaire suitable for FTL (T5) lamps



WVF 14314 SGW	3 x 14 W FTL (T5)	₹ 6150
WVF 14414 SGW	4 x 14 W FTL (T5)	₹ 6500

Cutout dimensions: 572mm x 572mm

**NT5**

**WVF 22**

Next generation recess mounted luminaire, suitable for FTL (T5) lamps



WVF 22414 SGW	4 x 14 W FTL (T5)	₹ 6300
---------------	-------------------	--------

Cutout dimensions: 572mm x 572mm

**NT5**

**WVF 22**

Next generation recess mounted luminaire, suitable for FTL (T5) lamps



WVF 22228 SGW	2 x 28 W FTL (T5)	₹ 5550
---------------	-------------------	--------

Cutout dimensions: 274mm x 1172mm

**Stellar**

**WVF 20**

Recess mounted special geometric mirror optic luminaire suitable for FTL (T5) lamps



WVF 20418	4 x 18 W FTL (T8)	₹ 4600
WVF 20418 SGW	4 x 18 W FTL (T8)	₹ 6000

Cutout dimensions: 571mm x 571mm

**Stellar**

**WVF 20**

Recess mounted special geometric mirror optic luminaire suitable for FTL (T5) lamps



WVF 20314 SGW	3 x 14 W FTL (T5)	₹ 5550
---------------	-------------------	--------

Cutout dimensions: 571mm x 571mm



**Stellar**  
**WVF 20**

Recess mounted special geometric mirror optic luminaire suitable for FTL (T5) lamp



WVF 20414 SGW	4 x 14 W FTL (T5)	₹ 5900
---------------	-------------------	--------

Cutout dimensions: 571mm x 571mm

**Stellar**  
**WVF 20**

Recess mounted special geometric mirror optic luminaire suitable for FTL (T5) lamps



WVF 20228 SGW	2 x 28 W FTL (T5)	₹ 5400
---------------	-------------------	--------

Cutout dimensions: 1172mm x 271mm

**Crescent**  
**WVP 24**

Recess mounted mirror optic luminaire with parallette PS louvres, suitable for CFL (TC-L) lamps



WVP 24236 SG	2 x 36 W CFL (TC-L)	₹ 4850
WVP 24236 SGW	2 x 36 W CFL (TC-L)	₹ 5250
WVP 24336 SG	3 x 36 W CFL (TC-L)	₹ 6150
WVP 24336 SGW	3 x 36 W CFL (TC-L)	₹ 6750

Cutout dimensions: 573mm x 573mm

**Crescent**  
**WVP 25**

Recess mounted mirror optic luminaire with parallette PS louvres, suitable for CFL (TC-L) lamps



WVP 25136 SGW	1 x 36 W CFL (TC-L)	₹ 3400
WVP 25236 SG	2 x 36 W CFL (TC-L)	₹ 3500
WVP 25236 SGW	2 x 36 W CFL (TC-L)	₹ 3850

Cutout dimensions: 483mm x 274mm

**Crescent**  
**WVP 44**

Surface mounted mirror optic luminaire with parallette PS louvres, suitable for CFL (TC-L) lamp



WVP 44236 SG	2 x 36 W CFL (TC-L)	₹ 5200
WVP 44236 SGW	2 x 36 W CFL (TC-L)	₹ 5950

**Crescent**  
**WVP 45**

Surface mounted mirror optic luminaire with parallette PS louvres, suitable for CFL (TC-L) lamps



WVP 45136 SG	1 x 36 W CFL (TC-L)	₹ 3300
WVP 45136 SGW	1 x 36 W CFL (TC-L)	₹ 3650

modern workspaces

Modern Workspaces

**Matrix Plus**  
**WFP 28**

Recess mounted luminaire with parallette PS louvres, suitable for CFL (TC-L) lamp



WFP 28236 SG	2 x 36 W CFL (TC-L)	₹ 4200
WFP 28236 SGW	2 x 36 W CFL (TC-L)	₹ 4550

Cutout dimensions: 565mm x 565mm

**WCP 17 series**  
**WCP 17**

Recess mounted mirror optic luminaire with parallette PS louvres, suitable for CFL (TC-L) lamps



WCP 17236 SG	2 x 36 W CFL (TC-L)	₹ 4650
WCP 17236 SGW	2 x 36 W CFL (TC-L)	₹ 5050
WCP 17336 SG	3 x 36 W CFL (TC-L)	₹ 5950
WCP 17336 SGW	3 x 36 W CFL (TC-L)	₹ 6550

Cutout dimensions: 573mm x 573mm

**WCP 17 series**  
**WCP 17**

Recess mounted mirror optic luminaire with parallette PS louvres, suitable for CFL (TC-L) lamps



WCP 17236 SGR	2 x 36 W CFL (TC-L)	₹ 3550
---------------	---------------------	--------

Cutout dimensions: 573mm x 208mm

**Matrix**  
**WCF 93/WCP 93**

Recess mounted mirror optic luminaire with matt finish ribbed aluminium louvres, suitable for FTL (T8) & CFL (TC-L) lamps



WCF 93418	4 x 18 W FTL (T8)	₹ 3750
WCF 93418 SGW	4 x 18 W FTL (T8)	₹ 4500
WCF 93336	3 x 36 W CFL (TC-L)	₹ 4200
WCF 93336 SGW	3 x 36 W CFL (TC-L)	₹ 5100

Cutout dimensions: 571mm x 571mm

**Matrix**  
**WCF 93**

Recess mounted mirror optic luminaire with matt finish ribbed aluminium louvres, suitable for FTL (T8) lamps



WCF 93236	2 x 36 W FTL (T8)	₹ 3750
WCF 93236 SGW	2 x 36 W FTL (T8)	₹ 4200

Cutout dimensions: 1224mm x 271mm

**Matrix**  
**WCF 97**

Recess mounted mirror optic luminaire with double parabolic louvres, suitable for FTL (T8) lamps



WCF 97418	4 x 18 W FTL (T8)	₹ 4050
WCF 97418 SGW	4 x 18 W FTL (T8)	₹ 4800

Cutout dimensions: 571mm x 571mm



**Matrix**  
**WCF 97**

Recess mounted mirror optic luminaire with double parabolic louvres, suitable for FTL (T8) lamps



WCF 97236	2 x 36 W FTL (T8)	₹ 3900
WCF 97236 SGW	2 x 36 W FTL (T8)	₹ 4350

Cutout dimensions: 1224mm x 271mm

**Crest**  
**WVF 58**

Recess/surface mounted luminaire with unique dual finish louvre system, suitable for FTL (T5) lamps



WVF 58128 SG*	1 x 28 W FTL (T5)	₹ 2750
WVF 58128 SGW**	1 x 28 W FTL (T5)	₹ 3050
WVF 58228 SG**	2 x 28 W FTL (T5)	₹ 3200
WVF 58228 SGW**	2 x 28 W FTL (T5)	₹ 3450

Cutout dimensions: \*1181mm x 82mm | \*\*1181mm x 148mm

**Crest**  
**WVF 58**

Recess/surface mounted luminaire with unique dual finish louvre system, suitable for FTL (T8) lamps



WVF 58136*	1 x 36 W FTL (T8)	₹ 2400
WVF 58136 SGW**	1 x 36 W FTL (T8)	₹ 2900
WVF 58236**	2 x 36 W FTL (T8)	₹ 3000
WVF 58236 SGW**	2 x 36 W FTL (T8)	₹ 3450

Cutout dimensions: \*1236mm x 82 mm | \*\*1236mm x 177mm

**Crest**  
**WVF 48**

Surface mounted luminaire with unique dual finish louvre system, suitable for FTL (T5) lamps



WVF 48228 SG	2 x 28 W FTL (T5)	₹ 3400
WVF 48228 SGW	2 x 28 W FTL (T5)	₹ 3650

**Trail**  
**WVF 49**

Surface mounted luminaire suitable for FTL (T5) Lamps



WVF 49228 SG	2 x 28 W FTL (T5)	₹ 2650
WVF 49228 SGW	2 x 28 W FTL (T5)	₹ 2900

**WCF 81 series**  
**WCF 81**

Surface/recess mounted mirror optic luminaire with matt finish ribbed aluminium louvres, suitable for FTL (T8) lamps



WCF 81236	2 x 36 W FTL (T8)	₹ 2850
WCF 81236 SG	2 x 36 W FTL (T8)	₹ 2950
WCF 81236 SGW	2 x 36 W FTL (T8)	₹ 3300

Cutout dimensions: 1224mm x 195mm

modern workspaces

Modern Workspaces

**WVF 40 series**  
**WVF 40**

Surface mounted mirror optic luminaire with X-mas matt finish louvres suitable for FTL (T8) lamps



WVF 40136	1 x 36 W FTL (T8)	₹ 2800
WVF 40136 SG	1 x 36 W FTL (T8)	₹ 2900
WVF 40136 SGW	1 x 36 W FTL (T8)	₹ 3250
WVF 40236	2 x 36 W FTL (T8)	₹ 3250
WVF 40236 SG	2 x 36 W FTL (T8)	₹ 3350
WVF 40236 SGW	2 x 36 W FTL (T8)	₹ 3700

**WVF 41 series**  
**WVF 41**

Surface mounted mirror optic luminaire with double parabolic louvres suitable for FTL (T8) lamps



WVF 41136	1 x 36 W FTL (T8)	₹ 2900
WVF 41136 SG	1 x 36 W FTL (T8)	₹ 3000
WVF 41136 SGW	1 x 36 W FTL (T8)	₹ 3350
WVF 41236	2 x 36 W FTL (T8)	₹ 3400
WVF 41236 SG	2 x 36 W FTL (T8)	₹ 3500
WVF 41236 SGW	2 x 36 W FTL (T8)	₹ 3850

**WCF 50 series**  
**WCF 50**

Decorative luminaire with clear acrylic cover suitable for FTL (T8) lamps



WCF 50140	1 x 40 W FTL (T8)	₹ 2000
WCF 50140 SG	1 x 40 W FTL (T8)	₹ 2100
WCF 50140 SGW	1 x 40 W FTL (T8)	₹ 2500
WCF 50240	2 x 40 W FTL (T8)	₹ 2750
WCF 50240 SG	2 x 40 W FTL (T8)	₹ 2850
WCF 50240 SGW	2 x 40 W FTL (T8)	₹ 3200

**WCF 51 series**  
**WCF 51**

Decorative luminaire with opal acrylic cover suitable for FTL (T8) lamps



WCF 51140	1 x 40 W FTL (T8)	₹ 2000
WCF 51140 SG	1 x 40 W FTL (T8)	₹ 2100
WCF 51140 SGW	1 x 40 W FTL (T8)	₹ 2500
WCF 51240	2 x 40 W FTL (T8)	₹ 2750
WCF 51240 SG	2 x 40 W FTL (T8)	₹ 2850
WCF 51240 SGW	2 x 40 W FTL (T8)	₹ 3350

**Comfort**  
**WVF 90**

Wall mounted personal bedlight



WVF 90118	1 x 18 W FTL (T8)	₹ 4600
	1 x 36 W CFL (TC-L)	
	1 x 10 W Coated GLS	

**Comfort**  
**WVF 95**

Wall mounted personal bedlight with wired remote



WVF 95118	1 x 18 W FTL (T8)	₹ 4850
	1 x 36 W CFL (TC-L)	
	1 x 10 W Coated GLS	



modern workspaces

**Sunshine  
WVF 93**

Wall mounted personal bedlight with 4 lighting modes; suitable for FTL (TS) lamps

WVF 93214 SGW	2 x 14 W FTL (TS)	₹ 7000
WVF 93228 SGW	2 x 28 W FTL (TS)	₹ 8700

**Sunshine  
WVF 94**

Wall mounted personal bedlight with 4 lighting modes and wired remote; suitable for FTL (TS) lamps

WVF 94214 SGW	2 x 14 W FTL (TS)	₹ 7450
WVF 94228 SGW	2 x 28 W FTL (TS)	₹ 9000

# Lighting Controls

Smart controls for smarter minds

Intelligent controls for cost, convenience & better comfort



**eSense  
COP 10/11**

High performance, non regulating PIR occupancy sensors

COP 10006	Occupancy sensor	₹ 7200
COP 11010	Programmable occupancy sensor	₹ 8700

Cutout dimensions: Ø60 mm

**eSense  
CDA 13**

High performance programmable PIR occupancy sensor with daylight dimming

CDA 13010	Occupancy sensor with daylight dimming suitable for 1-10V analogue ballast	₹ 12400
-----------	--	---------

Cutout dimensions: Ø60 mm

**eSense  
COM 20/CDA 21**

High performance microwave occupancy and daylight dimming sensors

COM 20010	Occupancy sensor	₹ 20500
CDA 21010	Occupancy sensor with daylight dimming suitable for 1-10V analogue ballast	₹ 23750

Cutout dimensions: Ø60 mm

**eSense  
COM 23/CDA 24**

High performance microwave occupancy and daylight dimming sensors

COM 23010	Occupancy sensor	₹ 17100
CDA 24010	Occupancy sensor with daylight dimming suitable for 1-10V analogue ballast	₹ 19150

Cutout dimensions: Ø60 mm

**eSense  
CSC 22/CDX 22  
CIC 01/CCX 01**

CSC 2202 + CDX 2202	2 GLS/Halogen (Magnetic), 2 Fluorescent dimming (1-10 V), 2 switching circuits*	₹ 145800
CIC 01	Infra red remote control	₹ 11500
CCX 01	1-10 V dimming converter	₹ 14000

\*No built dimming module

**eSense  
CIX 01**


IR remote control

CIX 01	IR remote control	₹ 12200
--------	-------------------	---------

# Commercial Interiors

inviting interiors full of dynamism & vibrancy

Good lighting for commercial interiors is all about creating a good visual experience and adding vibrancy to the exhibits



**Dot  
GCP 23**

Recess mounted downlighter with satin finish reflector suitable for CFL lamps



GCP 23118	1 x 18 W CFL (TC-D)	₹ 1100
GCP 23118 SG	1 x 18 W CFL (TC-DE)	₹ 1250
GCP 23118 SGFG	1 x 18 W CFL (TC-DE)	₹ 1550
GCP 23218	2 x 18 W CFL (TC-D)	₹ 1350
GCP 23218 SG	2 x 18 W CFL (TC-DE)	₹ 1700
GCP 23218 SGFG	2 x 18 W CFL (TC-DE)	₹ 2000

Cutout dimensions: ø160mm

**Cubix 15  
GCP 15**

Recess mounted low depth square downlighter with satin finish reflector and frosted diffuser suitable for CFL lamps



GCP 15113	1 x 13 W CFL (TC-D)	₹ 1750
GCP 15118	1 x 18 W CFL (TC-D)	₹ 1750
GCP 15213	2 x 13 W CFL (TC-D)	₹ 2000
GCP 15218	2 x 18 W CFL (TC-D)	₹ 2000
GCP 15118 SG	1 x 18 W CFL (TC-DE)	₹ 1900
GCP 15118 SGW	1 x 18 W CFL (TC-DE)	₹ 2400
GCP 15218 SG	2 x 18 W CFL (TC-DE)	₹ 2250
GCP 15218 SGW	2 x 18 W CFL (TC-DE)	₹ 2800

Cutout dimensions: 180mm x 180mm

**Cubix 16  
GCP 16**

Recess mounted low depth square downlighter with satin finish reflector and ribbed diffuser suitable for CFL lamps



GCP 16113	1 x 13 W CFL (TC-D)	₹ 1700
GCP 16118	1 x 18 W CFL (TC-D)	₹ 1700
GCP 16118 SGW	1 x 18 W CFL (TC-DE)	₹ 2400
GCP 16213	2 x 13 W CFL (TC-D)	₹ 2050
GCP 16218	2 x 18 W CFL (TC-D)	₹ 2050
GCP 16218 SGW	2 x 18 W CFL (TC-DE)	₹ 2750

Cutout dimensions: 180mm x 180mm

commercial interiors

Commercial Interiors

**Venus  
WCP 27**

Recess mounted low depth downlighter with frosted diffuser suitable for CFL lamps



WCP 27113/18	1 x 13/18 W CFL (TC-D)	₹ 1450
WCP 27118 SG	1 x 18 W CFL (TC-DE)	₹ 1650
WCP 27118 SGW	1 x 18 W CFL (TC-DE)	₹ 2200
WCP 27218/18	2 x 13/18 W CFL (TC-D)	₹ 1750
WCP 27218 SG	2 x 18 W CFL (TC-DE)	₹ 1950
WCP 27218 SGW	2 x 18 W CFL (TC-DE)	₹ 2500

Cutout dimensions: ø168mm

**Venus  
WCP 28**

Recess mounted low depth downlighter with fresnel lens suitable for CFL lamps



WCP 28113/18	1 x 13/ 18 W CFL (TC-D)	₹ 1350
WCP 28118 SG	1 x 18 W CFL (TC-DE)	₹ 1550
WCP 28118 SGW	1 x 18 W CFL (TC-DE)	₹ 2100
WCP 28218/18	2 x 18 W CFL (TC-D)	₹ 1650
WCP 28218 SG	2 x 18 W CFL (TC-DE)	₹ 1850
WCP 28218 SGW	2 x 18 W CFL (TC-DE)	₹ 2400

Cutout dimensions: ø168mm

**WCP 32 series  
WCP 32**

Recess mounted downlighter with specular finish reflector suitable for CFL lamps



WCP 32113	1 x 13 W CFL (TC-D)	₹ 1150
WCP 32118	1 x 18 W CFL (TC-D)	₹ 1150
WCP 32118 SG	1 x 18 W CFL (TC-DE)	₹ 1350
WCP 32118 SGW	1 x 18 W CFL (TC-DE)	₹ 1850
WCP 32218	2 x 13 W CFL (TC-D)	₹ 1450
WCP 32218	2 x 18 W CFL (TC-D)	₹ 1450
WCP 32218 SG	2 x 18 W CFL (TC-DE)	₹ 1600
WCP 32218 SGW	2 x 18 W CFL (TC-DE)	₹ 2200

Cutout dimensions: ø168mm

**WCP 34 series  
WCP 34**

Recess mounted downlighter with Fresnel lens suitable for CFL lamps



WCP 34113	1 x 13 W CFL (TC-D)	₹ 1450
WCP 34118	1 x 18 W CFL (TC-D)	₹ 1450
WCP 34118 SG	1 x 18 W CFL (TC-DE)	₹ 1600
WCP 34118 SGW	1 x 18 W CFL (TC-DE)	₹ 2100
WCP 34213	2 x 13 W CFL (TC-D)	₹ 1700
WCP 34218	2 x 18 W CFL (TC-D)	₹ 1700
WCP 34218 SG	2 x 18 W CFL (TC-DE)	₹ 1850
WCP 34218 SGW	2 x 18 W CFL (TC-DE)	₹ 2450

Cutout dimensions: ø168mm



**WCP 36 series  
WCP 36**

Recess mounted downlighter with frosted glass suitable for CFL lamps



WCP 36113	1 x 13 W CFL (TC-D)	₹ 1700
WCP 36118	1 x 18 W CFL (TC-D)	₹ 1700
WCP 36118 SG	1 x 18 W CFL (TC-DE)	₹ 1650
WCP 36118 SGW	1 x 18 W CFL (TC-DE)	₹ 2350
WCP 36213	2 x 13 W CFL (TC-D)	₹ 1900
WCP 36218	2 x 18 W CFL (TC-D)	₹ 1900
WCP 36218 SG	2 x 18 W CFL (TC-DE)	₹ 2050
WCP 36218 SGW	2 x 18 W CFL (TC-DE)	₹ 2650

Cutout dimensions: ø168mm

**WCP 42 series  
WCP 42**

Recess mounted downlighter with satin finish reflector suitable for CFL lamps



WCP 42113	1 x 13 W CFL (TC-D)	₹ 1150
WCP 42118	1 x 18 W CFL (TC-D)	₹ 1150
WCP 42118 SG	1 x 18 W CFL (TC-DE)	₹ 1300
WCP 42118 SGW	1 x 18 W CFL (TC-DE)	₹ 1800
WCP 42213	2 x 13 W CFL (TC-D)	₹ 1450
WCP 42218	2 x 18 W CFL (TC-D)	₹ 1450
WCP 42218 SG	2 x 18 W CFL (TC-DE)	₹ 1600
WCP 42218 SGW	2 x 18 W CFL (TC-DE)	₹ 2200

Cutout dimensions: ø168mm

**WCP 37 series  
WCP 37**

Recess mounted downlighter with satin finish reflector and separate control gear box suitable for CFL lamps



WCP 37226	2 x 26 W CFL (TC-D)	₹ 2450
WCP 37226 SGW	2 x 26 W CFL (TC-DE)	₹ 3050

Cutout dimensions: ø215mm



commercial interiors

**WCP 39 series  
WCP 39**

Recess mounted downlighter with cross louvres suitable for CFL lamps



WCP 39213	2 x 13 W CFL (TC-D)	₹ 2050
WCP 39218	2 x 18 W CFL (TC-D)	₹ 2050
WCP 39218 SG	2 x 18 W CFL (TC-DE)	₹ 2200
WCP 39218 SGW	2 x 18 W CFL (TC-DE)	₹ 2800

Cutout dimensions: ø168mm

Commercial Interiors

**WCP/P 22 series  
WCP 22**

Recess mounted downlighter suitable for GLS/CFL lamps



WCP 22060	1 x 60 W GLS	₹ 550
WCP 22110	1 x 10 W CFL (TC-D)	₹ 950
WCP 22110 MF*	1 x 10 W CFL (TC-D)	₹ 950

\*MF stands for Matt finish reflector  
Cutout dimensions: ø110mm

**GCP 61  
GCP 61**

Surface mounted downlighter with frosted glass suitable for CFL lamps



GCP 61118 SG	1 x 18 W CFL (TC-DE)	₹ 2700
GCP 61218 SG	2 x 18 W CFL (TC-DE)	₹ 2950

**Slim  
GCF 30**

Recess mounted wall washer suitable for FTL (T5) lamps



GCF 30128 SG	1 x 28 W FTL (T5)	₹ 2700
GCF 30128 SGW	1 x 28 W FTL (T5)	₹ 3100
GCF 30154 SGA	1 x 54 W FTL (T5)	₹ 4000

Cutout dimensions: 1190mm x 105mm

**WCP 23 series  
WCP 23**


Recess mounted downlighter – vertical lamp position suitable for CFL lamps



WCP 23113	1 x 13 W CFL (TC-D)	₹ 1000
WCP 23118	1 x 18 W CFL (TC-D)	₹ 1000
WCP 23118 SG	1 x 18 W CFL (TC-DE)	₹ 1150
WCP 23118 SGW	1 x 18 W CFL (TC-DE)	₹ 1650
WCP 23113 MF*	1 x 13 W CFL (TC-D)	₹ 1000
WCP 23118 MF*	1 x 18 W CFL (TC-D)	₹ 1000
WCP 23118 MF SG*	1 x 18 W CFL (TC-DE)	₹ 1150
WCP 23118 MF SGW*	1 x 18 W CFL (TC-DE)	₹ 1650

\*MF stands for Matt finish reflector

Cutout dimensions: ø120mm






**WVP 50**

Recess mounted low glare mirror optic luminaire suitable for CFL lamps

WVP 50111	1 x 11 W CFL (TC-S)	₹ 1200
WVP 50211	2 x 11 W CFL (TC-S)	₹ 1400

Cutout dimensions: 278mm x 184mm



**Compact WCQ 21**

Recess mounted dichroic halogen downlighter

WCQ 21150*	1 x 12W/50 W (Dichroic)	₹ 300
WBX 1350	Transformer	₹ 600

\*Please order transformer separately

Cutout dimensions: ø57.5mm

**WVP 41**

Surface mounted low glare mirror optic luminaire suitable for CFL lamps

WVP 41111	1 x 11 W CFL (TC-S)	₹ 1450
WVP 41211	2 x 11 W CFL (TC-S)	₹ 1650
WVP 41218	2 x 18 W CFL (TC-L)	₹ 1750

**Kompass Uno GCH 351**

Recess downlighter-single head suitable for MHL (HIT-CE) lamps

GCH 351*	1 x 35 W 70 W lamp (HIT-CE) - G12 base	₹ 2100
WGH 14035 T	Control Gear Box suitable for 1 x 35 W (HIT-CE) lamp	₹ 2550
WGH 14070 T	Control Gear Box suitable for 1 x 70 W (HIT-CE) lamp	₹ 2700

Cutout dimensions: 155mm x 155mm



commercial interiors

Commercial Interiors

**Kompass Duo GCH 352**

Recess mounted downlighter-twin head suitable for MHL (HIT-CE) lamps

GCH 352*	2 x 35 W 70W lamp (HIT-CE) - G12 base	₹ 3600
WGH 14035 T	Control Gear Box suitable for 1 x 35 W (HIT-CE) lamp	₹ 2550
WGH 14070 T	Control Gear Box suitable for 1 x 70 W (HIT-CE) lamp	₹ 2700

\*Please order control gear box separately

Cutout dimensions: 155mm x 298mm



**WCH 55 series WCH 55**

Recess mounted downlighter suitable for MHL (HIT-CE) lamps

WCH 55035*	1 x 35 W (HIT-CE) - G12 base	₹ 3900
WCH 55070*	1 x 70 W (HIT-CE) - G12 base	₹ 3900
WGH 14035 T	Control Gear Box suitable for 1 x 35 W (HIT-CE) lamp	₹ 2550
WGH 14070 T	Control Gear Box suitable for 1 x 70 W (HIT-CE) lamp	₹ 2700

\*Please order control gear box separately

Cutout dimensions: ø175mm



**Avio GTH 40/41**

GTH 40 - Track mounted projector with wide beam reflector

GTH 40035W	1 x 35 W CDMT (G-12)	₹ 10500
GTH 40070W	1 x 70 W CDMT (G-12)	₹ 10500
GTH 40035B	1 x 35 W CDMT (G-12)	₹ 10500
GTH 40070B	1 x 70 W CDMT (G-12)	₹ 10500

GTH 41 - Track mounted projector with narrow beam reflector

GTH 41035W	1 x 35 W CDMT (G-12)	₹ 10500
GTH 41070W	1 x 70 W CDMT (G-12)	₹ 10500
GTH 41035B	1 x 35 W CDMT (G-12)	₹ 10500
GTH 41070B	1 x 70 W CDMT (G-12)	₹ 10500

Suffix W stands for white colour and suffix B stands for black colour



**Avio GCH 42/43**

GCH 42 - Surface mounted projector with wide beam reflector

GCH 42035W	1 x 35 W CDMT (G-12)	₹ 10300
GCH 42070W	1 x 70 W CDMT (G-12)	₹ 10300
GCH 42035B	1 x 35 W CDMT (G-12)	₹ 10300
GCH 42070B	1 x 70 W CDMT (G-12)	₹ 10300

GCH 43 - Track mounted projector with narrow beam reflector

GCH 43035W	1 x 35 W MHL (G-12)	₹ 10300
GCH 43070W	1 x 70 W MHL (G-12)	₹ 10300
GCH 43035B	1 x 35 W MHL (G-12)	₹ 10300
GCH 43070B	1 x 70 W MHL (G-12)	₹ 10300

Suffix W stands for white colour and suffix B stands for black colour



commercial interiors

**Rhythm GRP 90/GRH 90**

Pendant mounted luminaire with acrylic (PMMA) prismatic diffuser

GRP 90218	2 x 18 W CFL (TC-D)	₹ 7000
GRP 90218 SGW	2 x 18 W CFL (TC-DE)	₹ 7600
GRP 90226	2 x 26 W CFL (TC-D)	₹ 7200
GRP 90226 SGW	2 x 26 W CFL (TC-DE)	₹ 7550
GRH 90070	1 x 70 W MHL (E27)	₹ 8300

**Rhythm GRP 91/GRH 93**

Pendant mounted luminaire with silverized spun aluminium diffuser

GRP 93218	2 x 18 W CFL (TC-D)	₹ 4500
GRP 93218 SGW	2 x 18 W CFL (TC-DE)	₹ 5150
GRP 93226	2 x 26 W CFL (TC-D)	₹ 4800
GRP 93226 SGW	2 x 26 W CFL (TC-DE)	₹ 5400
GRH 93070	1 x 70 W MHL (E27)	₹ 5800

Also available with 70W/150W HIT-CE (G24T) (G12) lamp with bottom enclosure



Commercial Interiors



**Track - 3 Circuit**

XTS 4100	Surface mounted track - 1m	₹ 2600
XTS 4200	Surface mounted track - 2m	₹ 5100
XTSF 4100	Recess mounted track - 1m	₹ 2600
XTSF 4200	Recess mounted track - 2m	₹ 7000

Suffix 2 for black color and -3 for white color (e.g. XTS4100-3 is a white color 2m surface mounted track)



**Module HCF 85**

Trunk mounted luminaire with symmetric distribution & with option for matt finish ribbed aluminium louvers

HCF 85228 W SGW	2 x 28 W FTL (T5)	₹ 2800
HCF 85254 W SGA	2 x 54 W FTL (T5)	₹ 4100



**Track Accessories**

XTS 11	Power Feed - For powering track	₹ 1800
XTS 21	Straight Connector - For connecting two track	₹ 1150
XTS 41	End cap - For covering end of the track	₹ 300
SKB 110	Suspension - 1m (Contains only 1 suspension)	₹ 350
SKB120	Suspension - 2m (Contains only 1 suspension)	₹ 400

Suffix 2 for black color and -3 for white color (e.g. XTS11-3 is a white color power feed)



**Module Trunk WCX 11/21 & WCX 13/23**

Trapezoid shaped robust construction with wiring harness, cover plate and standard 1m suspension

WCX 11770	Extruded aluminium trunk - 1.77m	₹ 2700
WCX 13540	Extruded aluminium trunk - 3.54m	₹ 5550
WCX 11770	CRCA trunk - 1.77m	₹ 2200
WCX 23540	CRCA trunk - 3.54m	₹ 4350

## Indoor Decorative



### Coral

#### WRF 80/81

Indoor decorative luminaire suitable for FTL (T5)/(T8) lamps

WRF 80136 SG	1 x 36 W FTL (T8)	₹ 1050
WRF 80128 SG	1 x 28 W FTL (T5)	₹ 1100
WRF 81136 SG	1 x 36 W FTL (T8) with serrated diffuser	₹ 1150
WRF 81128 SG	1 x 28 W FTL (T5) with serrated diffuser	₹ 1200

### Pearl

#### WRF 20

Indoor decorative luminaire with end caps and coloured rims suitable for FTL (T8) lamps

WRF 20120	1 x 20 W FTL (T8)	₹ 900
WRF 20140	1 x 40 W FTL (T8)	₹ 1050
WRF 20140 SG	1 x 40 W FTL (T8)	₹ 1400

Suffix 2292 to Cat no. for Red colour rims and Suffix 2292 to Cat no. for Blue colour rims

### Pearl

#### WRF 21/WRF 21

Indoor decorative luminaire with opal acrylic diffuser, end caps and coloured rims suitable for FTL (T8) and CFL (TC-S) lamps

WRF 21118	1 x 18 W FTL (T8)	₹ 1000
WRF 21136	1 x 36 W FTL (T8)	₹ 1250
WRF 21136 SG	1 x 36 W FTL (T8)	₹ 1450
WRF 21111	1 x 11W CFL (TC-S)	₹ 750

Suffix 2292 to Cat no. for Red colour rims and Suffix 2292 to Cat no. for Blue colour rims



commercial interiors

### Patti

#### WDF 91

Functional patti suitable for FTL (T8)/(T5) lamps

WDF 9140	1 x 40 W FTL (T8)	₹ 700
WDF 9140 SG	1 x 40 W FTL (T8)	₹ 1100
WDF 9120	1 x 20 W FTL (T8)	₹ 600
WDF 9128 SG	1 x 28 W FTL (T5)	₹ 1100
WDF 9114 SGW	1 x 14 W FTL (T5)	₹ 1400


Effective from 1<sup>st</sup> September 2013

50

## Industries

51

Wipro Lighting Price List 2013



### Indinxt

#### WHF 31/32

Integral midbay and highbay luminaires with specially designed reflectors and unique heat management system

WHF 31428 SGW	4 x 28 W FTL (T5) open-wide beam	₹ 8500
WHF 31454 SGA	4 x 54 W FTL (T5) open-wide beam	₹ 9500
WHF 32428 SGW	4 x 28 W FTL (T5) open-narrow beam	₹ 8500
WHF 32454 SGA	4 x 54 W FTL (T5) open-narrow beam	₹ 9500

### Indi.X

#### WHF 38

Enclosed integral midbay and highbay luminaires with specially designed reflectors and unique heat management system

WHF 38428 SGW	4 x 28 W FTL (T5) enclosed-narrow beam	₹ 9750
WHF 38628 SGW	6 x 28 W FTL (T5) enclosed-narrow beam	₹ 12700
WHF 38454 SGA	4 x 54 W FTL (T5) enclosed-narrow beam	₹ 10500

### Indinxt

#### WHF 33/34


Enclosed integral midbay and highbay luminaires with specially designed reflectors and unique heat management system

WHF 33428 SGW	4 x 28 W FTL (T5) enclosed-wide beam	₹ 11000
WHF 33454 SGA	4 x 54 W FTL (T5) enclosed-wide beam	₹ 12000
WHF 34428 SGW	4 x 28 W FTL (T5) enclosed-narrow beam	₹ 11000
WHF 34454 SGA	4 x 54 W FTL (T5) enclosed-narrow beam	₹ 12000

Effective from 1<sup>st</sup> September 2013

52

## Industries



### Indibay

#### WHF 30

Integral midbay and highbay range of luminaires with specially designed reflectors

WHF 30428 SGW	4 x 28W FTL (T5) open version	₹ 7050
WHF 30428 SGA	4 x 28W FTL (T5) open version	₹ 8750
WHF 30454 SGA	4 x 54W FTL (T5) open version	₹ 9000

### Zip

#### WIF 90

Compact energy saving channel suitable for FTL (T5/T8) lamps

WIF 90128 SG	1 x 28 W FTL (T5)	₹ 1200
WIF 90228 SG	2 x 28 W FTL (T5)	₹ 1600
WIF 90136 SG	1 x 36 W FTL (T8)	₹ 1050
WIF 90236 SG	2 x 36 W FTL (T8)	₹ 1600

### Zip

#### WIF 91

Compact energy saving channel with bi-directional reflector suitable for FTL (T5/T8) lamps

WIF 91128 SG	1 x 28 W FTL (T5)	₹ 1450
WIF 91228 SG	2 x 28 W FTL (T5)	₹ 1900
WIF 91136 SG	1 x 36 W FTL (T8)	₹ 1400
WIF 91236 SG	2 x 36 W FTL (T8)	₹ 1900

eg: For 28 W channel with bi-directional reflector - WIF 91228 SG following are the subcodes  
WIF 91228 W SG (Downing) and WIF 91228 R (Reflector)

### Saviour

#### WIF 20

Slim energy saving channel suitable for FTL (T5) lamps

WIF 20128 SG	1 x 28 W FTL (T5)	₹ 1250
WIF 20128 SGW	1 x 28 W FTL (T5)	₹ 1700
WIF 20228 SG	2 x 28 W FTL (T5)	₹ 1700
WIF 20228 SGW	2 x 28 W FTL (T5)	₹ 2100

### Saviour

#### WIF 30

Slim energy saving channel suitable for FTL (T5) lamps with bi-directional reflector

WIF 30128 SG	1 x 28 W FTL (T5)	₹ 1500
WIF 30128 SGW	1 x 28 W FTL (T5)	₹ 1900
WIF 30228 SG	2 x 28 W FTL (T5)	₹ 1900
WIF 30228 SGW	2 x 28 W FTL (T5)	₹ 2300

eg: For 28 W channel with bi-directional reflector - WIF 30128 SG following are the subcodes  
WIF 30128 W SG (Downing) and WIF 30128 R (Reflector)

53

All luminaire prices are without lamps



**Ray**

**WIF 50**

Slim energy efficient fluorescent channel suitable for FTL (T5/T8) lamps

WIF 50128 SG	1 x 28 W FTL (T5)	₹ 975
WIF 50136 SG	1 x 36 W FTL (T8)	₹ 850



**multi-purpose fluorescent channel**

Ray is best suited for multiple applications like industries, warehouses, storage areas, parking areas and aisles.

**Optima**

**WIF 14**

Industrial channel with pre-coated sheet steel suitable for FTL (T8) lamps

WIF 14140	1 x 36/40 W FTL (T8)	₹ 1100
WIF 14140 SG	1 x 36/40 W FTL (T8)	₹ 1250
WIF 14140 SGW	1 x 36/40 W FTL (T8)	₹ 1650

**Optima**

**WIF 14**

Industrial channel with pre-coated sheet steel suitable for FTL (T8) lamps

WIF 14240	2 x 36/40 W FTL (T8)	₹ 1600
WIF 14240 SG	2 x 36/40 W FTL (T8)	₹ 1700
WIF 14240 SGW	2 x 36/40 W FTL (T8)	₹ 2100

**Optima**

**WIF 36**

Slim channel with bi-directional reflector suitable for FTL (T8) lamps

WIF 36140 S	1 x 36/40 W FTL (T8)	₹ 1550
WIF 36140 SGG	1 x 36/40 W FTL (T8)	₹ 1650
WIF 36140 SGGWS	1 x 36/40 W FTL (T8)	₹ 2050

eg. For 40 W channel with bi-directional reflector - WIF 36140 S following are the subcodes WH 36140 NS (housing) and WH 36 S (reflector)

**Optima**

**WIF 36**

Slim channel with bi-directional reflector suitable for FTL (T8) lamps

WIF 36240 S	2 x 36/40 W FTL (T8)	₹ 1850
WIF 36240 SGG	2 x 36/40 W FTL (T8)	₹ 2100
WIF 36240 SGGWS	2 x 36/40 W FTL (T8)	₹ 2500

eg. For 36 W channel with bi-directional reflector - WIF 36240 SGG following are the subcodes HP 36240 W SG (housing) and WH 36 S (reflector)

industries

**Industries**

**WCF 12 series**

**WCF 12**

Industrial fluorescent channel suitable for FTL (T8) lamps

WCF 12136	1 x 36 W FTL (T8)	₹ 1150
WCF 12136 SG	1 x 36 W FTL (T8)	₹ 1250
WCF 12136 SGW	1 x 36 W FTL (T8)	₹ 1650

**WCF 12 series**

**WCF 12**

Industrial fluorescent channel suitable for FTL (T8) lamps

WCF 12236	2 x 36 W FTL (T8)	₹ 1650
WCF 12236 SG	2 x 36 W FTL (T8)	₹ 1750
WCF 12236 SGW	2 x 36 W FTL (T8)	₹ 2050

**WCF 26 series**

**WCF 26**

Industrial fluorescent channel with stove enamelled reflector suitable for FTL (T8) lamps

WCF 26136	1 x 36 W FTL (T8)	₹ 1750
WCF 26136 SG	1 x 36 W FTL (T8)	₹ 1850
WCF 26136 SGW	1 x 36 W FTL (T8)	₹ 2200

eg. For 36 W channel with stove enamelled reflector - WCF 26136 SG following are the subcodes WCF 12136 SG (housing) and WH 26 (reflector)  
Please add Rs. 800 to the above prices for fixtures with VE reflectors (WCF 41)

**WCF 26 series**

**WCF 26**

Industrial fluorescent channel with stove enamelled reflector suitable for FTL (T8) lamps

WCF 26236	2 x 36 W FTL (T8)	₹ 2300
WCF 26236 SG	2 x 36 W FTL (T8)	₹ 2400
WCF 26236 SGW	2 x 36 W FTL (T8)	₹ 2750

eg. For 36 W channel with stove enamelled reflector - WCF 26236 SG following are the subcodes WCF 12236 SG (housing) and WH 26 (reflector)  
Please add Rs. 800 to the above prices for fixtures with VE reflectors (WCF 41)

**Capsule**

**WIF 83**

IP 65 industrial corrosion proof luminaire suitable for FTL (T5) lamps

WIF 83114 SGW	1 x 14 W FTL (T5)	₹ 2000
WIF 83128 SG	1 x 28 W FTL (T5)	₹ 3200
WIF 83128 SGW	1 x 28 W FTL (T5)	₹ 3650
WIF 83128 SGA	1 x 28 W FTL (T5)	₹ 4000
WIF 83154 SGA	1 x 54 W FTL (T5)	₹ 4150

**Capsule**

**WIF 83**

IP 65 industrial corrosion proof luminaire suitable for FTL (T5) lamps

WIF 83228 SG	2 x 28 W FTL (T5)	₹ 4600
WIF 83228 SGW	2 x 28 W FTL (T5)	₹ 4750
WIF 83228 SGA	2 x 28 W FTL (T5)	₹ 5100
WIF 83254 SGA	2 x 54 W FTL (T5)	₹ 5250



**Capsule**

**WIF 83**

IP 65 industrial corrosion proof luminaire suitable for FTL (T8) lamps

WIF 83136	1 x 36 W FTL (T8)	₹ 3250
WIF 83136 SG	1 x 36 W FTL (T8)	₹ 3400
WIF 83136 SGW	1 x 36 W FTL (T8)	₹ 3750
WIF 83136 SGA	1 x 36 W FTL (T8)	₹ 4350

**Capsule**

**WIF 83**

IP 65 industrial corrosion proof luminaire suitable for FTL (T8) lamps

WIF 83236	2 x 36 W FTL (T8)	₹ 4250
WIF 83236 SG	2 x 36 W FTL (T8)	₹ 4350
WIF 83236 SGW	2 x 36 W FTL (T8)	₹ 4750
WIF 83236 SGA	2 x 36 W FTL (T8)	₹ 5150


**Kube**

**WHM/S 68**

Integral wide beam midbay luminaire with aluminium reflector

WHM 68250	1 x 250 W HPMV	₹ 5600
WHS 68150	1 x 150 W HPSV (E)	₹ 5000
WHS 68250	1 x 250 W HPSV (E)	₹ 5700

eg. For 250 W integral midbay luminaire with aluminium reflector - WHS 68250 following are the subcodes WHS 68250 (housing), WHR 28 (reflector), and WBS/H 56250 SL31 (ballast)



**Kube**

**WHM/S 69**

Integral highbay luminaire with aluminium reflector

WHM 69250	1 x 250 W HPMV	₹ 6150
WHM 69400	1 x 400 W HPMV	₹ 6700
WHS 69250	1 x 250 W HPSV (E)	₹ 6200
WHS 69400	1 x 400 W HPSV (E)	₹ 7250

eg. For 400 W integral highbay luminaire with aluminium reflector - WHS 69400 following are the subcodes WHS 69400 (housing), WHR 69 (reflector), and WBS/H 56400 SL31 (ballast)

industries

**Industries**

**Kube**

**WHM/S/H 78**

Enclosed wide beam integral midbay luminaire with aluminium reflector

WHM 78250	1 x 250 W HPMV	₹ 6350
WHS 78150	1 x 150 W HPSV (E)	₹ 6000
WHS 78250	1 x 250 W HPSV (E)	₹ 6500
WHH 78250 SL60	1 x 250 W MHL (E) [WLH 250W/E/MB/N]	₹ 6150
WHH 78250	1 x 250 W MHL (E)	₹ 6500

eg. For 250 W enclosed integral midbay luminaire with aluminium reflector - WHM 78250 following are the subcodes, WHS 78250 (housing), WHR 28 (reflector), WHR 78 (light) and WBS/H 56250 SL31 (ballast)

**Kube**

**WHM/S/H 79**

Enclosed integral highbay luminaire with aluminium reflector

WHM 79250	1 x 250 W HPMV	₹ 7500
WHM 79400	1 x 400 W HPMV	₹ 8100
WHS 79250	1 x 250 W HPSV (E)	₹ 7600
WHS 79400	1 x 400 W HPSV (E)	₹ 8550
WHH 79250 SL60	1 x 250 W MHL (E) [WLH 250W/E/MB/N]	₹ 7150
WHH 79250	1 x 250 W MHL (E)	₹ 7500
WHH 79400 SL60	1 x 400 W MHL (E) [WLH 400W/E/MB/N]	₹ 7800
WHH 79400	1 x 400 W MHL (E)	₹ 8550

eg. For 400 W enclosed integral highbay luminaire with aluminium reflector - WHM 79400 following are the subcodes WHM 79400 (housing), WHR 79 (reflector), WHR 79 (light) and WBS/H 56250 SL31 (ballast)

**Technik**

**WHM/S 28**

Integral midbay luminaire with aluminium reflector

WHM 28250	1 x 250 W HPMV	₹ 5950
WHS 28150	1 x 150 W HPSV (E)	₹ 5750
WHS 28250	1 x 250 W HPSV (E)	₹ 6450

eg. For 250 W integral midbay luminaire with aluminium reflector - WHM 28250 following are the subcodes WHM 28250 (housing), WHR 28 (reflector) and WBS/H 56250 SL31 (ballast)

**Technik**

**WHM/S 25**

Integral highbay wide beam luminaire with aluminium reflector

WHM 25250	1 x 250 W HPMV	₹ 6700
WHM 25400	1 x 400 W HPMV	₹ 7300
WHS 25250	1 x 250 W HPSV (E)	₹ 7200
WHS 25400	1 x 400 W HPSV (E)	₹ 8300

eg. For 250 W integral highbay luminaire with aluminium reflector - WHM 25250 following are the subcodes WHM 25250 (housing), WHR 25 (reflector) and WBS/H 56250 SL31 (ballast)





**Technik**  
**WHM/S/H 65**

Enclosed highbay wide beam luminaire with aluminium reflector



WHM 62250	1 x 250 W HPMV	₹ 8000
WHM 65400	1 x 400 W HPMV	₹ 9050
WHS 62250	1 x 250 W HPSV (E)	₹ 8400
WHS 65400	1 x 400 W HPSV (E)	₹ 9550
WHH 62250 SL60	1 x 250 W MHL (E)   (WLH 250W/E/MB/N)	₹ 8000
WHH 62250	1 x 250 W MHL (E)	₹ 8350
WHH 65400 SL60	1 x 400 W MHL (E)   (WLH 400W/E/MB/N)	₹ 8750
WHH 65400	1 x 400 W MHL (E)	₹ 9550

eg. For 400 W enclosed integral highbay luminaire with aluminium reflector - WHH 65400 following are the subcodes  
H9H 65400 (housing), W9H 25 (reflector), W9A 65 (glass) and W9S/H 54400 (ballast)

**Radbay**  
**WHM/S/H 48**

IP 65 totally enclosed integral vertical mounted highbay luminaire



WHM 48250	1 x 250 W HPMV	₹ 7300
WHM 48400	1 x 400 W HPMV	₹ 7800
WHS 48250	1 x 150 W HPSV (E)	₹ 6950
WHS 48250	1 x 250 W HPSV (E)	₹ 7450
WHS 48400	1 x 400 W HPSV (E)	₹ 8450
WHH 48250 SL60	1 x 250 W MHL (E)   (WLH 250W/E/MB/N)	₹ 7050
WHH 48250	1 x 250 W MHL (E)	₹ 7450
WHH 48400 SL60	1 x 400 W MHL (E)   (WLH 400W/E/MB/N)	₹ 7600
WHH 48400	1 x 400 W MHL (E)	₹ 8400

eg. For 400 W integral enclosed highbay luminaire with aluminium reflector - WHH 48400 following are the subcodes  
H9H 48400 (housing), W9H 48 (reflector), W9A 48 (glass) and W9S/H 54400 (ballast)

**Technik**  
**WHM/S/H 66**

Enclosed midbay luminaire with aluminium reflector



WHM 66250	1 X 250 W HPMV	₹ 7550
WHS 66250	1 x 250 W HPSV (E)	₹ 7750
WHH 66150	1 x 150 W MHL (E)	₹ 6900
WHH 66250 SL60	1 x 250 W MHL (E)   (WLH 250W/E/MB/N)	₹ 7400
WHH 66250	1 x 250 W MHL (E)	₹ 7750

eg. For 250 W enclosed integral midbay luminaire with aluminium reflector - WHH 66250 following are the subcodes  
H9H 66250 (housing), W9H 28 (reflector), W9A 66 (glass) and W9S/H 54250 SL31 (ballast)

**Radbay**  
**WHM/S/H 49**

IP 65 totally enclosed integral vertical mounted midbay luminaire



WHM 49250	1 x 250 W HPMV	₹ 7300
WHS 49150	1 x 150 W HPSV (E)	₹ 6650
WHS 49250	1 x 250 W HPSV (E)	₹ 7150
WHH 49250 SL60	1 x 250 W MHL (E)   (WLH 250W/E/MB/N)	₹ 6800
WHH 49250	1 x 250 W MHL (E)	₹ 7150

eg. For 250 W integral enclosed midbay luminaire with aluminium reflector - WHH 49250 following are the subcodes  
H9H 49250 (housing), W9H 49 (reflector), W9A 49 (glass) and W9S/H 54250 SL31 (ballast)

industries

Industries



**Wellglass**  
**WWP 62**

IP 65 integral wellglass luminaire suitable for CFL (TC-D)/TC-DE lamps



WWP 62218	2 x 18 W CFL (TC-D)	₹ 2450
WWP 62218 SG	2 x 18 W CFL (TC-DE)	₹ 2450

For above fixture with vitreous enamelled reflector (WWS/H 62218) add Rl. 350/- to the above prices.  
For above fixture with vitreous enamelled reflector (WWS/H 62218) add Rl. 475/- to the above prices.

**Lowbay**  
**WHH 96/98**

IP 65 totally enclosed integral lowbay luminaire



WHH 96070 S	1 x 70 W MHL (double ended)	₹ 6050
WHH 96150 S	1 x 150 W MHL (double ended)	₹ 6700
WHH 98250 S	1 x 250 W MHL (T)	₹ 7950

eg. For 250 W enclosed integral lowbay luminaire - WHH 98250 S following are the subcodes  
H9H 96250 S (housing) and W9S/H 56250 SL31 (ballast)

**Neo**  
**WHH 91**

Integral totally enclosed lowbay luminaire suitable for Metal Halide Lamps - MHL ( Double ended )



WHH 91070	Symmetric 1 x 70 W MHL/CDMT (double ended)	₹ 6400
WHH 91150	Symmetric 1 x 150 W MHL/CDMT (double ended)	₹ 6950

eg. For 250 W enclosed integral lowbay luminaire - WHH 91250 S following are the subcodes  
H9H 91250 (housing) and W9S/H 56250 SL31 (ballast)

**Wellglass**  
**WWM 54**

IP 65 integral wellglass luminaire



WWM 54080*	1 x 80 W HPMV (BC lampholder)	₹ 3600
WWM 54125*	1 x 125W HPMV (BC lampholder)	₹ 3700

eg. For 80 W integral wellglass luminaire - WWM 54080 following are the subcodes  
H9W 54080 (housing) and W9M 5680 (ballast)  
\*Fixture required with ES cap, with ES to cat. no. For above fixture with vitreous enamelled reflector (WWM 52080/5125) add Rl. 350/- to the above prices. For above fixture with vitreous enamelled reflector (WWM 52080/5125) add Rl. 475/- to the above prices.

All luminaire prices are without lamps



**Wellglass**  
**WWS/H 62**

IP 65 integral wellglass luminaire suitable for HPSV & MHL lamps



WWS 62070	70 W HPSV (E) with internal starter	₹ 3100
WWS 62071	70 W HPSV (E) without internal starter	₹ 3300
WHH 62070	70 W MHL (E)	₹ 3300

eg. For 70 W integral wellglass luminaire - WWS 62070 following are the subcodes  
H9W 62070 (housing) and W9S/H 57070 SL31 (ballast)  
For above fixture with vitreous enamelled reflector (WWS/H 62070/71) add Rl. 350/- to the above prices.  
For above fixture with vitreous enamelled reflector (WWS/H 62070/71) add Rl. 475/- to the above prices.

**Wellglass**  
**WWS/H 60**

IP 65 integral wellglass luminaire suitable for HPSV & MHL lamps



WWS 60150	150 W HPSV (E)	₹ 5400
WHH 60150	150 W MHL (E)	₹ 5400

eg. For 150 W integral wellglass luminaire - WWS 60150 following are the subcodes  
H9W 60150 (housing) and W9S/H 57150 SL31 (ballast)  
For above fixture with vitreous enamelled reflector (WWS/H 60150) add Rl. 350/- to the above prices.  
For above fixture with vitreous enamelled reflector (WWS/H 60150) add Rl. 475/- to the above prices.

**Wellglass**  
**WWG/M/S 10**

IP 65 non-integral wellglass luminaire



WWG 10100	1 x 100 W GLS	₹ 1750
WWM 10080*	1 x 80 W HPMV (BC lampholder)	₹ 1850
WWM 10125	1 x 125 W HPMV (BC lampholder)	₹ 1850
WWS 10070	1 x 70 W HPSV (E) with internal starter	₹ 1850

\*Fixture required with ES cap, with ES to cat. no. For above fixture with vitreous enamelled reflector (WWS 10) add Rl. 350/- to the above prices. For above fixture with vitreous enamelled reflector (WWS 10) add Rl. 375/- to the above prices. Note: Please order suitable control gear box from pg 77

**Wellglass**  
**WWM/S 30**

IP 65 non-integral wellglass luminaire



WWM 30250	1 x 250 W HPMV	₹ 2400
WWS 30150	1 x 150 W HPSV (E)	₹ 2400

For above fixture with vitreous enamelled reflector (WWS/H 30250) add Rl. 350/- to the above prices.  
For above fixture with vitreous enamelled reflector (WWS/H 30250) add Rl. 375/- to the above prices.  
Note: Please order suitable control gear box from page 77

**WKP 14**  
**WKP 14**

CFL bulk head



WKP 14109	1 x 9 W CFL (TC-S)	₹ 1100
-----------	--------------------	--------

**WKG 13**  
**WKG 13**

Industrial bulk head with glass dome and wire guard



WKG 13	1 x 40 / 60 / 100 W GLS	₹ 650
--------	-------------------------	-------

industries

Cleanroom & Sterile Areas



**Vision**  
**WIP 43**

IP 54 recess mounted bottom opening type cleanroom luminaire suitable for CFL (TC-L) lamps



WIP 43236	2 x 36 W CFL (TC-L)	₹ 6800
WIP 43236 SG	2 x 36 W CFL (TC-L)	₹ 7000
WIP 43236 SGW	2 x 36 W CFL (TC-L)	₹ 7900
WIP 43236 SGA	2 x 36 W CFL (TC-L)	₹ 7650

Cutout dimension: 581mm x 581mm

**Vision**  
**WIP 43**

IP 54 recess mounted bottom opening type cleanroom luminaire suitable for CFL (TC-L) lamps



WIP 43336	3 x 36 W CFL (TC-L)	₹ 7650
WIP 43336 SG	3 x 36 W CFL (TC-L)	₹ 7850
WIP 43336 SGW	3 x 36 W CFL (TC-L)	₹ 8700
WIP 43336 SGA	3 x 36 W CFL (TC-L)	₹ 8250

Cutout dimension: 581mm x 581mm

All luminaire prices are without lamps





**Vision  
WIF 42**

IP 54 recess mounted bottom opening type cleanroom luminaire suitable for FTL (T8) lamps

WIF 42236	2 x 36 W FTL (T8)	₹ 6000
WIF 42236 SGW	2 x 36 W FTL (T8)	₹ 6550
WIF 42236 SGA	2 x 36 W FTL (T8)	₹ 6850

Cutout dimension: 1240mm x 240mm

**vision+**

**revolutionary cleanroom luminaire**

Vision+ is a uniquely engineered top openable cleanroom luminaire. The innovative design of this luminaire gives flexibility and ease of installation.

For any queries on cleanroom lighting applications, contact our nearest branch or write to helpdesk.lighting@wipro.com

**Vision  
WIP 53**

IP 54 surface mounted bottom opening type cleanroom luminaire suitable for CFL (TC-L) lamps

WIP 53236	2 x 36 W CFL (TC-L)	₹ 6600
WIP 53236 SG	2 x 36 W CFL (TC-L)	₹ 6800
WIP 53236 SGW	2 x 36 W CFL (TC-L)	₹ 7100
WIP 53236 SGA	2 x 36 W CFL (TC-L)	₹ 7600

**Vision  
WIP 53**

IP 54 surface mounted bottom opening type cleanroom luminaire suitable for CFL (TC-L) lamps

WIP 53336	3 x 36 W CFL (TC-L)	₹ 7400
WIP 53336 SG	3 x 36 W CFL (TC-L)	₹ 7800
WIP 53336 SGW	3 x 36 W CFL (TC-L)	₹ 8300
WIP 53336 SGA	3 x 36 W CFL (TC-L)	₹ 9700

**Vision  
WIF 52**

IP 54 surface mounted bottom opening type cleanroom luminaire suitable for FTL (T8) lamps

WIF 52236	2 x 36 W FTL (T8)	₹ 6200
WIF 52236 SG	2 x 36 W FTL (T8)	₹ 6300
WIF 52236 SGW	2 x 36 W FTL (T8)	₹ 6650
WIF 52236 SGA	2 x 36 W FTL (T8)	₹ 7050

cleanroom & sterile areas

**Street & Flood**

experience safer & more enjoyable illuminated outdoors

Good lighting in outdoors is having precision in optical design & uniformly in light enhancing safety & security



**INDIA DESIGN MARK**  
Member

Winner of prestigious India Design Mark & European Design Award

**VOILA**  
A MICHEL TOUREL DESIGN

**timeless elegance in a designer streetlight**

Voila's international appeal, minimalistic elegance and sleek lines underline a powerful design character. It represents a design that is neutral, elegant and timeless. The use of high quality materials, exquisite finishes and minute detailing create a statement in urban street lighting

street & flood

**unique, multi-faceted reflector design**

The small segments of the reflector directs light in multiple directions delivering a wider and uniform light distribution. The finish of the reflector is perfected with high reflective materials that add to the efficiency and longevity of the luminaire


**Vola  
WST/H 51**

IP 66 high performance designer streetlight

WST 51150	1 x 150 W HPSV (T)	₹ 30000
WST 51250	1 x 250 W HPSV (T)	₹ 30500
WSH 51250	1 x 250 W MHL (T)	₹ 30500

eg: For 250 W Vola - WST 51250 following are the subcodes  
H52 42 (housing), HGT 4300 (gear tray) and WBS/H 50250 5131 (ballast)

**Street & Flood**



**Enzo**

**WST/H 40**

IP 66 die-cast aluminium top maintainable streetlight with curved toughened glass & pot optics reflector

WST 40150	1 x 150 W HPSV (T)	₹ 9600
WST 40250	1 x 250 W HPSV (T)	₹ 10250
WSH 40150	1 x 150 W MHL (T) Lamp base E40	₹ 9600
WSH 40250	1 x 250 W MHL (T)	₹ 10250

eg: For 250 W Enzo - WST 40250 following are the subcodes  
H52 42 (housing), HGT 40250 (gear tray) and WBS/H 50250 5131 (ballast)

**Duro**

**WST/H 41**

IP 66 die-cast aluminium top maintainable streetlight with curved toughened glass & pot optics reflector

WST 41150	1 x 150 W HPSV (T)	₹ 9600
WST 41250	1 x 250 W HPSV (T)	₹ 10250
WSH 41150	1 x 150 W MHL (T) Lamp base E40	₹ 9600
WSH 41250	1 x 250 W MHL (T)	₹ 10250

eg: For 250 W Duro - WST 41250 following are the subcodes  
H52 41 (housing), HGT 41250 (gear tray) and WBS/H 50250 5131 (ballast)

**Aero**

**WST/H 42**

IP 66 die-cast aluminium top maintainable streetlight with curved toughened glass & pot optics reflector

WST 42150	1 x 150 W HPSV (T)	₹ 13350
WST 42250	1 x 250 W HPSV (T)	₹ 14100
WST 42400	1 x 400 W HPSV (T)	₹ 15350
WSH 42250	1 x 250 W MHL (T)	₹ 14100
WSH 42400	1 x 400 W MHL (T)	₹ 15350

eg: For 400 W Aero - WST 42400 following are the subcodes  
H52 42 (housing), HGT 4300 (gear tray) and WBS/H 50400 (ballast)

**Uno**

**WST/H 71**

IP 66 die-cast aluminium top maintainable streetlight with curved toughened glass & pot optics reflector with an IP 54 control gear box compartment

WST 71150	1 x 150 W HPSV (T)	₹ 10000
WST 71250	1 x 250 W HPSV (T)	₹ 10550
WSH 71150	1 x 150 W MHL (T) Lamp base E40	₹ 10000
WSH 71250	1 x 250 W MHL (T)	₹ 10550

eg: For 250 W Uno - WST 71250 following are the subcodes  
H52 71 (housing), HGT 71250 (gear tray) and WBS/H 50250 5131 (ballast)



**Cruze**  
**WST/H 50**

IP 66 bottom opening die-cast aluminium integral streetlight



WST 50070	1 x 70 W HPSV (T)	₹ 6000
WST 50150	1 x 150 W HPSV (T)	₹ 6900
WST 50250	1 x 250 W HPSV (T)	₹ 7900
WSH 50150	1 x 150 W MHL (T) Lamp base E40	₹ 6900
WSH 50250	1 x 250 W MHL (T)	₹ 7900

eg. For 250 W Cruze - WST 50250 following are the subcodes: HST 50250 (housing) and WBM/MS6250 SL31 (Ballast)

**Express**  
**WSM/S/H 24**

IP 65 pot optics silverised finish streetlight



WSM 24080*	1 x 80 W HPMV (BC lampholder)	₹ 3950
WSM 24125*	1 x 125 W HPMV (BC lampholder)	₹ 4150
WSS 24070	1 x 70 W HPSV (E) with internal starter	₹ 4150
WSS 24071	1 x 70 W HPSV (E) without internal starter	₹ 4350
WST 24071	1 x 70 W HPSV (T) Lamp base E27	₹ 4350
WSH 24070	1 x 70 W MHL (T)	₹ 4350

eg. For 80 W Express - WSM 24080 following are the subcodes: HSM 24080 (housing) and WBM 15080 (Ballast). \* In case required with ES cap, suffix ES to the cat no.

**Verve**  
**WSF 12**

IP 65 sleek and trendy FTL (T5) streetlight



WSF 12414 SGW	4 x 14 W FTL (T5)	₹ 7150
WSF 12424 SGA	4 x 24 W FTL (T5)	₹ 8000

**Lumino**  
**WST/H 45**

IP 65 die-cast aluminium streetlight



WST 45150	1 x 150 W HPSV (T)	₹ 6700
WST 45250	1 x 250 W HPSV (T)	₹ 7700
WSH 45150	1 x 150 W MHL (T) Lamp base E40	₹ 6700
WSH 45250	1 x 250 W MHL (T)	₹ 7700

eg. For 250 W Lumino - WST 45250 following are the subcodes: HST 45250 (housing) and WBM/MS6250 SL31 (Ballast)

**Express**  
**WST/H 25**

IP 65 pot optics silverised finish streetlight



WST 25150	1 x 150 W HPSV (T)	₹ 4950
WST 25250	1 x 250 W HPSV (T)	₹ 6400
WSH 25150	1 x 150 W MHL (T) Lamp base E40	₹ 4950
WSH 25250	1 x 250 W MHL (T)	₹ 6400

eg. For 150 W Express - WST 25150 following are the subcodes: HST 25150 (housing) and WBM/MS6250 SL31 (Ballast)

**Lumino**  
**WSF 14**


IP 65 sleek and efficient FTL (T5) streetlight



WSF 14214 SG	2 x 14 W FTL (T5)	₹ 3500
WSF 14224 SG	2 x 24 W FTL (T5)	₹ 3650

street & flood

## Street & Flood



**Lumino**  
**WSF 14**

IP 65 sleek and efficient FTL (T5) streetlight



WSF 14414 SG	4 x 14 W FTL (T5)	₹ 6350
WSF 14424 SG	4 x 24 W FTL (T5)	₹ 6600

**Lumino**  
**WSF 14**

IP 43 fluorescent streetlight



WSF 14128 SG	1 x 28 W FTL (T5)	₹ 2150
WSF 14136 SG	1 x 36 W FTL (T8)	₹ 2300

**Lumino**  
**WSP 13**

IP 65 compact fluorescent streetlight



WSP 13236 SG	2 x 36 W CFL (TC-L)	₹ 3200
WSP 13336 SG	3 x 36 W CFL (TC-L)	₹ 5400

**WSP 16**  
**WSP 16**

Secondary road CFL streetlight



WSP 16136	1 x 36 W CFL (TC-L)	₹ 2050
WSP 16136 SG	1 x 36 W CFL (TC-L)	₹ 2350

**WPM/S 27 series**  
**WPM/S 27**

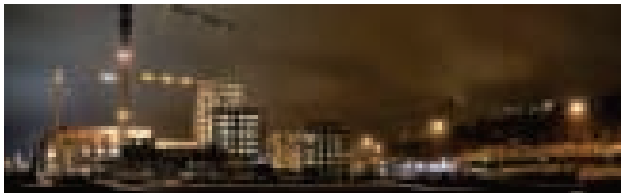
Integral post top



WPM 27080*	1 x 80 W HPMV (BC lampholder)	₹ 4850
WPM 27125*	1 x 125 W HPMV (BC lampholder)	₹ 4950
WPS 27070	1 x 70 W HPSV (E) with internal starter	₹ 4800
WPS 27071	1 x 70 W HPSV (E) without internal starter	₹ 4950

eg. For 125 W integral post top - WPM 27125 following are the subcodes: HPM 27125 (housing), WPD 25 and WBM 15125 (Ballast)

\* In case required with ES cap, suffix ES to the cat no.



**Vivo**  
**WFZ 53**

IP 65 integral floodlight with symmetric wide beam distribution



WFZ 53070	1 x 70 W MHL(DE) double ended	₹ 5700
WFZ 53150	1 x 150 W MHL(DE) double ended	₹ 6600
WFZ 53250	1 x 250 W MHL (T)/MHL (T) double ended	₹ 7800
WFZ 53400	1 x 400 W MHL (T)/MHL (T) double ended	₹ 8800

eg. For 250 W Vivo - WFZ 53250 following are the subcodes: WFZ 53 (housing), HSM 53250 and WBM/MS6250 SL31 (Ballast)

**WFZ 32**  
**WFZ 32**

IP 65 heavy duty non-integral single lamp symmetric beam floodlight



WFZ 32250	1 x 250 W HPSV (E/T)/MHL (T)	₹ 6100
WFZ 32400	1 x 400 W HPSV (E/T)/MHL (T)	₹ 6100

Note: Please order control gear box from page no. 77

**WFZ 42**  
**WFZ 42**

IP 65 non-integral symmetric floodlight with wide beam reflector



WFZ 42250	1 x 250 W HPSV (T)/MHL (T)	₹ 4400
WFZ 42400	1 x 400 W HPSV (T)/MHL (T)	₹ 4400

Note: Please order suitable control gear box from page no. 77

**Lumino**  
**WFZ 68**

Non-integral symmetric wide beam floodlight




WFZ 68250	2 x 250 W HPSV (T)/MHL (T)	₹ 6850
WFZ 68400	2 x 400 W HPSV (T)/MHL (T)	₹ 6850

Note: Please order control gear box from page no. 77

street & flood

## High Mast & Poles



### High Mast Lighting

High Mast lighting is currently the most efficient and cost effective way of illuminating large outdoor areas such as highways, railway yards, dock yards, parking lots, shopping centers, power plants, coal mines, warehouses, toll plazas and road junctions.

High Masts can be mounted at considerable heights, thus rendering uniform illumination to the entire area. It also enables easier installation and maintenance of luminaires due to motorized controls that lowers and raises the luminaires. The sleek High Masts lighting is also aesthetically superior to the conventional lattice structures or lower height poles.

Wipro Lighting offers comprehensive range of solutions in high masts. The range is available in standard heights, 12/16/20/25/30 metres. All these options support various luminaire combinations depending on lighting design requirements.

### Poles


Poles are the backbone of efficient street lighting applications and urban city beautification projects. Town planners and urban developers today require poles which blend with modern city landscapes and provide a distinguished look to the area.

Wipro Lighting offers a wide range of products right from 5 metre to 12 metre poles with different bracket options (poles beyond 12 metres can also be provided on request). The solutions may vary for GI Octagonal Poles, Tubular Poles or Conical Decorative poles. We offer a wide variety of bracket options to suite the aesthetics of the landscape and the luminaires used.

The design and specification of the poles and the luminaires depend on the type of application.

Wipro Lighting has a dedicated team of Lighting Design Engineers located across India to recommend a comprehensive solution as per customer requirements. For more technical, Commercial details on Poles and High Mast Lighting, contact our nearest Branch or write to helpdesk.lighting@wipro.com.

Effective from 1<sup>st</sup> September 2013



high masts & poles

## Landscape

outdoors come alive

Good lighting for outdoors is all about beautifully lit up pathways, shimmering wall lights & sparkling underwaters that exhilarates the landscapes



Winner of prestigious India Design Mark & European Design Award



O' the circular floodlight is the true representation of logical, intuitive imagination blended with perfection to the realistic, functional needs of a floodlight

landscapes


smart visors to cut down glare




WFH 20070N	1 x 70 W MHL (HIT-DE)	₹ 27000
WFH 20070W	1 x 70 W MHL (HIT-DE)	₹ 27000
WFH 20150N	1 x 150 W MHL (HIT-DE)	₹ 29800
WFH 20150W	1 x 150 W MHL (HIT-DE)	₹ 29800

Effective from 1<sup>st</sup> September 2013

## Landscape



An intelligent design and a perfect blend for modern architecture, O' column presents a fresh new concept for illuminating facades. A clean, versatile and complete integrated column structure forms an aesthetic replacement for conventional floodlight structures.



### O' Flood Column

#### WFH 20

Integral floodlight column



Winner of prestigious India Design Mark & European Design Award

WF2 23070ZZN	1 x 70 W MHL (HIT-DE)	On request
WF2 23070ZZW	1 x 70 W MHL (HIT-DE)	On request
WF2 23150ZZN	1 x 150 W MHL (HIT-DE)	On request
WF2 23150ZZW	1 x 150 W MHL (HIT-DE)	On request
WF2 24070ZZN	1 x 70 W MHL (HIT-DE)	On request
WF2 24070ZZW	1 x 70 W MHL (HIT-DE)	On request
WF2 24150ZZN	1 x 150 W MHL (HIT-DE)	On request
WF2 24150ZZW	1 x 150 W MHL (HIT-DE)	On request



**Fantasy Bollard**

**FBP 32**

Die cast aluminium bollard with UV stabilized polycarbonate diffuser, suitable for CFL (TC-D) lamps



FBP 32118	1 x 18 W CFL (TC-D)	₹ 6500
FBP 32126	1 x 26 W CFL (TC-D)	₹ 6800

**Fantasy Wall Light**

**FWP 42**

Wall light in reinforced thermoplastic housing and vandal resistant polycarbonate diffuser, suitable for CFL (TC-D) lamps



FWP 42118	1 x 18 W CFL (TC-D)	circular	₹ 2500
FWP 42126	1 x 26 W CFL (TC-D)	circular	₹ 2800

**Urbano Pathway**

**UPH 11**

Decorative pathway luminaire in die cast aluminium housing and clear PMMA diffuser, suitable for HIE (MHL) lamps



UPH 11070B*	1 x 70 W HIE	₹ 65300
UPH 11070S*	1 x 70 W HIE	₹ 66500

\* Prices are without pole  
\* Suffix B stands for black color and Suffix S stands for silver color

**Fantasy Wall Light**

**FWP 41**

Wall or ceiling light in reinforced thermoplastic housing & vandal resistant polycarbonate diffuser, suitable for CFL (TC-D) lamps



FWP 41218	2 x 18 W CFL (TC-D)	₹ 6600
-----------	---------------------	--------

**Fantasy Wall Light**

**FWP 47**

Wall light in reinforced thermoplastic housing and vandal resistant polycarbonate diffuser, suitable for CFL (TC-D) lamps



FWP 47118	1 x 18 W CFL (TC-D)	square	₹ 2500
FWP 47126	1 x 26 W CFL (TC-D)	square	₹ 2800

**Urbano Pathway**

**UPH 21**

Decorative pathway luminaire with symmetrical indirect light distribution, suitable for HIT-CE lamps



UPH 21070B*	1 x 70 W HIT-CE	₹ 65300
UPH 21070S*	1 x 70 W HIT-CE	₹ 66500
UPH 21150B*	1 x 150 W HIT-CE	₹ 67500
UPH 21150S*	1 x 150 W HIT-CE	₹ 68700

\* Prices are without pole  
\* Suffix B stands for black color and Suffix S stands for silver color

landscapes

**Landscape**

**Fantasy Pathway**

**FPP 68**

Die cast aluminium pathway light suitable for MHL (HIT-DE) lamps



FPP 68070*	1 x 70 W MHL HIT-DE (double ended)	₹ 30200
FPP 68150*	1 x 150 W MHL HIT-DE (double ended)	₹ 30700

\* Prices are without pole

**Fantasy Pathway**

**FPP 21**

Post top luminaire with diffused acrylic globe, suitable for CFL (TC-EL) lamps



FPP 21115	1 x 15 W CFL (TC-EL)	₹ 1850
FPP 21123	1 x 23 W CFL (TC-EL)	₹ 1850

**Fantasy Pathway**

**FPS 31**

Post top luminaire with clear acrylic globe and refractor suitable for HPSV lamps



FPS 31070	1 x 70 W HPSV (E)	₹ 16800
-----------	-------------------	---------


**Fantasy Driveover**

**FDQ 45**

Decorative driveover with housing in die cast aluminium, clear toughened glass, suitable for PAR 20 mains voltage halogen lamps



FDQ 45050	1 x 50 W Halogen PAR-20	Lamp base E27	₹ 7100
-----------	-------------------------	---------------	--------




**Fantasy Driveover**

**FDQ 46**

Decorative driveover with housing in die cast aluminium, stainless steel ring suitable for PAR 20 mains voltage halogen lamps



FDQ 46050	1 x 50 W Halogen PAR-20	Lamp base G12	₹ 10100
-----------	-------------------------	---------------	---------



**Fantasy Floodlight**

**FFQ 51**

Symmetrical bush light with housing in die cast aluminium with clear toughened glass suitable for PAR 20 lamps



FFQ 51050	1 x 50 W Halogen PAR 20	Lamp base E27	₹ 3300
FFX 511	Directional Shield		₹ 750
FFX 512	Earth Spike		₹ 800

**Fantasy Underwater**

**FUQ 11**

Surface mounted heavy duty underwater luminaire for fountain lighting and suitable for halogen lamps



FUQ 11050*	1 x 12V/50 W	₹ 14100
------------	--------------	---------

Recess mounted transformer housing along with transformer

FUQ 21050	Control gear box suitable for 50 W Dichroic halogen lamp	₹ 10150
-----------	--	---------

\*Please order FUQ 21050 separately

**Fantasy Steplight**

**FSP 42**

Wall recessed step light with light direction frame in fibre reinforced plastic, suitable for CFL (TC-D) lamps



FSP 42118	1 x 18 W CFL (TC-D)	₹ 5500
FSP 42126	1 x 26 W CFL (TC-D)	₹ 5700

**Fantasy Underwater**

**FUQ 12**

Recess mounted heavy duty underwater luminaire for swimming pool lighting and suitable for halogen lamps



FUQ 12050*	1 x 12V/50 W	₹ 23150
------------	--------------	---------


Recess mounted transformer housing along with transformer

FUQ 21050	Control gear box suitable for 50 W Dichroic halogen lamp	₹ 10150
-----------	--	---------

\*Please order FUQ 21050 separately

landscapes

**Accessories**



**WGM/S/H 16/56**

**WGM/S/H 16/56**

Control gear boxes for HPMV lamps



		16 series	56 series
WGM 16/56080	1 x 80 W HPMV	₹ 2850	₹ 3300
WGM 16/56125	1 x 125 W HPMV	₹ 2950	₹ 3400
WGM 16/56250	1 x 250 W HPMV	₹ 3900	₹ 4400
WGM 16/56400	1 x 400 W HPMV	₹ 4400	₹ 4950

Control gear boxes for HPSV lamps

WGS 16/56070	1 x 70 W HPSV (E) (with internal starter)	₹ 3200	₹ 3400
WGS 16/56071	1 x 70 W HPSV (E) (without internal starter)	₹ 3500	₹ 3650
WGS 16/56150	1 x 150 W HPSV	₹ 3950	₹ 4450
WGS 16/56250	1 x 250 W HPSV	₹ 5000	₹ 5400
WGS 16/56400	1 x 400 W HPSV	₹ 5750	₹ 6300

Control gear boxes for Metal Halide lamps

WGH 16/56070	1 x 70 W MHL	₹ 3200	₹ 3400
WGH 16/56150	1 x 150 W MHL	₹ 3950	₹ 4450
WGH 16/56250	1 x 250 W MHL	₹ 5000	₹ 5400
WGH 16/56400	1 x 400 W MHL	₹ 5750	₹ 6300

eg: For 150 W control gear box - WGM 16/56150 following are the subcodes  
HGH 56150 (housing) and WBS/H 56150 3L31 (ballast)

**WBS/H 56/57**

**WBS/H 56/57**

Open construction ballast for HPSV/MHL lamps



WBS/H 56070 5L31	1 x 70 W HPSV/MHL	₹ 1250
WBS/H 57070 5L31*	1 x 70 W HPSV/MHL	₹ 1250
WBS/H 56150 5L31	1 x 150 W HPSV/MHL	₹ 2100
WBS/H 57150 5L31*	1 x 150 W HPSV/MHL	₹ 2100
WBS/H 56250 5L31*	1 x 250 W HPSV/MHL	₹ 2800
WBS/H 56400	1 x 400 W HPSV/MHL	₹ 3900

\* WBS/H 57150 series of ballast is suitable for WGS50 series of wattages  
\* WBS/H 57150 series of ballast is suitable for WWS50 series of wattages

**WGS/H 59**

**WGS/H 59**

Control gear boxes for HPSV and MHL lamps



WGS/H 59250	2 x 250 W HPSV(T)/MHL(T)	₹ 9600
WGS/H 59400	2 x 400 W HPSV(T)/MHL(T)	₹ 12900


eg: For 350 W control gear box - WGS/H 59250 following are the subcodes  
HGS/H 59250 (housing) and WBS/H 56250 3L31 (ballast)





**we understand switches,  
we understand you**

Switches, the silent performers of every home, barely catch attention, anytime. With multiple clicks every hour, everyday, year after year, these devices perform efficiently and safeguard our assets. A simplest of a switch is packed with features that represent the values and promise of the brand. North-West one of the pioneers in the modular switch industry and having over two decades of experience in designing and manufacturing switches, is recognized for its high reliability and innovative edge in modular switches.



**Branch Offices**

E-40/7, Okhla Industrial Area, Phase-II,  
**New Delhi - 110 020**  
Tel: 011-41708121 / 29  
email: ratnesh.pande@wipro.com

No.139, 7th Cross, N S Palya, Off. Bannerghatta Road,  
**Bangalore - 560 076**  
Tel : 080-41550260 / 41503268  
email: mathew.george1@wipro.com

3, Pretoria Street, 3rd Floor,  
**Kolkata - 700 071**  
Tel: 033-44045886 / 44045887  
email: amartya.gupta@wipro.com

Plot No. 13 A / J, Road No. 9, IDA East Division Nacharam, R.R.Dist.,  
**Hyderabad - 500 076**  
Tel: 040-27176082 / 27178906 / 27178905  
email: abhiroop.upadhyay@wipro.com

203 / 204, Hindustan Kohinoor Complex,  
Next To HCC, LBS Marg, Vikhroli - West  
**Mumbai - 400 083**  
Tel: 022-67213755, Fax: 022-67213771  
email: amar.paralkar@wipro.com, pushkar.darade@wipro.com

Door No 33 & 34 - P V G Complex  
G.K. Industrial Estate, Ganesh Nagar, Alappakkam,  
**Chennai - 600 116**  
Tel: 044-32518016 / 24769653  
email: karunakaran.muthu@wipro.com, dipankar.dutta@wipro.com

Bhosale Heights, 1195/5, Fergusson College Road,  
**Pune - 411 005**  
Tel: 020-25510583 / 25535081  
email: nitin.sune@wipro.com, gopalakrishnan.sriram@wipro.com

S C. O. - 208 - 209, 3rd Floor Sector - 34A,  
**Chandigarh - 160 022**  
Tel: 0172-5018734 / 2660714 / 92161 08102 / 98143 50562  
email: rajeev.bharadwaj@wipro.com, rajiv.sharma3@wipro.com

**Ludhiana**  
Mobile: 92165 94040 / 98143 50562  
email: yatinder.rana1@wipro.com, rajiv.sharma3@wipro.com

**Karnal**  
Mobile: 96719 60518 / 98143 50562  
email: atul.mukhija@wipro.com, rajiv.sharma3@wipro.com

**Dehradun**  
Mobile: 98143 50562  
email: rajiv.sharma3@wipro.com

E/149, Transport Nagar, Lucknow Kanpur Road,  
**Lucknow - 226 012**  
Tel: 0522-2434352 / 34250 72138  
email: achiranshu.mishra@wipro.com, akhilesh.chouhan@wipro.com

Mauji 434, Khata No. 40, Ground Floor Bari Pahari transport Nagar,  
PS Agamkaun  
**Patna - 800007**  
Mobile: 97714 14655 / 98310 69725  
email: mani.bhushan1@wipro.com, amartya.gupta@wipro.com

Lokra Chariali N.H. 37  
**Guwahati - 781037**  
Mobile: 98310 69725 / 98310 69725  
email: pronab.sinha@wipro.com, amartya.gupta@wipro.com

B - 16 / 17, Palsania Complex, Near T B Hospital,  
Subhash Nagar Shopping Centre,  
**Jaipur - 320 016**  
Tel: 0141-2280289 / 077-42725365  
email: joy.bhattacharya@wipro.com, ashish.agrawal4@wipro.com

**Jodhpur**  
Mobile: 99282 11211  
email: sumit.sharma23@wipro.com, ashish.agrawal4@wipro.com



H-409, Titanium City Centre, besides Sachin Tower, 100 Ft. Road,  
Anand Nagar  
**Ahmedabad - 380015**  
Tel: 079-40073546 / 98980 01521  
email: ashish.agrawal4@wipro.com

**Surat**  
Mobile: 99254 40019  
email: sanjay.verma7@wipro.com, ashish.agrawal4@wipro.com

Khazra No.1470/81, P H No.106, Ring Road No.1,  
Near Jagdamba Mandir, Opp Hotel New Relax, Kushalpur,  
**Raipur - 492001**  
Tel: 0771 - 3265725 / 98812 47167  
email: kumar.abhinav1@wipro.com, prasad.shiledar@wipro.com

**Bhopal**  
Mobile: 88782 44344 / 94250 72138  
email: pushpendra.singh1@wipro.com, akhilesh.chouhan@wipro.com

**Jamshedpur**  
Mobile: 85214 48424 / 98310 69725  
email: cedric.peter@wipro.com, amartya.gupta@wipro.com

1-99, Sirigudi Nagar, Vendada  
**Vishakhapatnam - 530 045**  
Tel: 96184 56143 / 96528 21212  
email: ramakrishna.prasad@wipro.com, abhiroop.upadhyay@wipro.com

**Aurangabad**  
Mobile: 98222 44448  
Email: vivek.shukla4@wipro.com, sachin.gupta7@wipro.com

Kalburgi Building, Opp: NWSRTC Bus Stand, Gokul Road  
**Hubli - 580030**  
Mobile: 95382 96651 / 95619 62002  
email: basugouda.patil@wipro.com, parikshiti.kinari@wipro.com

**Mangalore**  
Mobile: 97405 22899 / 99614 64188  
email: basavarajas38@wipro.com, pradeep.r80@wipro.com

No.41, Chokkappudur Main Road, Sriram Nagar, Telungupalayam Post,  
**Coimbatore - 641 039**  
Mobile: 96556 93535 / 98439 48439  
email: sundars35@wipro.com, lakshmitantan.m47@wipro.com

311, Pujer Complex, Subhanpura,  
**Baroda - 390 023**  
Tel: 0265-2395830 / 35 / 36 / 41 / 45 / 90999 24867 / 98980 01521  
email: ambuj.singh2@wipro.com, ashish.agrawal4@wipro.com

**Rajkot**  
Mobile: 99980 57866  
email: ravi.srivastava1@wipro.com, ashish.agrawal4@wipro.com

86/8/1, Lasudia Mori, Dewas Naka, near Shivani Transport,  
**Indore - 457 371**  
Tel: 0731-3299688 / 94250 72138 / 96173 63605  
email: akhilesh.chouhan@wipro.com

**Jabalpur**  
Mobile: 98222 44448  
Email: anil.choudhary2@wipro.com, sachin.gupta7@wipro.com

Hindustan Associates, Plot no. 135,  
Mancheshwar Industrial Estate, Rasulgarh,  
**Bhubaneswar - 751 010**  
Mobile: 99030 27514 / 98310 69725  
email: chitrak.sardar@wipro.com, amartya.gupta@wipro.com

Flat No. 8, Plot No. 191, 1st Floor, Rachna Apartment, Cement Road,  
Shivaji Nagar,  
**Nagpur - 440 010**  
Tel: 0712 - 2569878 / 98812 47167  
email: prasad.shiledar@wipro.com

Advani Business Centre, Nilkamal Arcade,  
Near Hotel Rajdhani, Atmaram Borkar Road, Panjim,  
**Goa - 403001**  
Mobile: 95619 62002  
email: parikshiti.kinari@wipro.com

V/409-D, Valomkottil Building  
Opp: BMC, Sea Port-Air Port Road, P.D. Thrikkakkara,  
**Cochin - 682 021**  
Mobile: 98950 65656 / 99614 64188  
email: e17.mohan@wipro.com, pradeep.r80@wipro.com

**Madurai (Tamilnadu)**  
Mobile: 84891 45683 / 98439 48439  
Email: vijay.a97@wipro.com, lakshmitantan.m47@wipro.com,



**Wipro Lighting Advantage**

**Innovative lighting solutions for indoor and outdoor applications through:**

- Energy saving solutions with latest international technologies
- Capability to service multi-locational accounts
- Service commitment: 35 branches and over 350 dedicated stockists
- Ease of contact through website
- Trustworthiness and Reliability of Wipro



**Business Office:**  
Wipro Lighting, 5<sup>th</sup> floor, Godrej Eternia - C, old Pune-Mumbai road,  
Shivajinagar, Pune - 411 005  
Tel : 020-66098700, Fax: 020-66098777, E-mail : helpdesk.lighting@wipro.com

**Registered Office:**  
Wipro Enterprises Ltd.  
#134, Doddakamralli, Sarjapur road, next to Wipro corporate office, Bangalore - 560035  
Tel : 080-28440011, Fax: 080-28440007

**www.wiprolighting.com**

**AUTHORISED STOCKIST:**