



The CELF-5 Metalinguistics Administration and Interpretation: Assessing Higher Order Language Skills When Students Struggle in the Classroom

Presented by:

Angela Kinsella-Ritter
Consultant Speech Pathologist
Australia and New Zealand

11th May 2016

E: angela.kinsella-ritter@pearson.com

ALWAYS LEARNING Credit: Anise Flowers, Nancy Castilleja & Donna Black (Pearson Clinical USA) PEARSON




What is “Metalinguistic Awareness”?

Ability to talk about, analyse,
and think about language
independent of the concrete
meaning of each word.



ALWAYS LEARNING

PEARSON




Metalinguistic Awareness: A Research Perspective

Metalinguistic skills are often distinguished as:

- *Epilinguistic capacity* -- monitoring of the actual speech production (Tunmer, Bowey, Pratt, & Herriman, 1984).
- *Metalinguistic awareness* -- ability to see words as decontextualised objects and manipulate and analyse them apart from content and production (Gombert, 1992; Shulman & Capone, 2010).
- *Metalinguistic awareness* has its foundation in semantic, syntactic, and pragmatic (linguistic) awareness and knowledge.


ALWAYS LEARNING PEARSON



Metalinguistic Awareness and Language Disorders

- Students with language disorders who have received language intervention may have acquired adequate linguistic knowledge (e.g., semantics, morphology, syntax, pragmatics) **and perform in the average or low-average range on CELF-4.**
- Those students may not have crossed the bridge to metalinguistic awareness and metacognitive abilities that are separate from linguistic skills – **“Paid the Toll”**

ALWAYS LEARNING PEARSON



Metalinguistic Skills and Academic Performance

- **Reading comprehension** and metalinguistic skills are strongly linked (Achugar, Schleppegrell, & Oteíza, 2007).
- **Teaching multiple meanings** (homonyms) and ambiguity detection skills to 3rd graders improves reading comprehension (Zipke, Ehri, and Cairns, 2009).
- **Metalinguistic facility** is essential in the writing process for initial production (composition) and revision (editing), as writers choose words, analyse communicative intent, and assess syntax for both functions (Myhill & Jones, 2007; Myhill, 2012).
- **Explicit teaching** about language and using language as a tool is important for literacy development (Achugar, Schleppegrell, & Oteiza, 2007; Enright, 2013; Fang & Schleppegrell, 2010).

ALWAYS LEARNING PEARSON




Metalinguistic Skills and Academic Performance

Some metalinguistic skills that will have an impact on academic performance are:

- the ability to make and understand inferences
- using and understanding multiple meanings words
- using figurative language and humour
- formulating spoken or written sentences that meet cultural expectations for conveying messages or expressing emotions or opinions

ALWAYS LEARNING PEARSON



METALINGUISTIC DIFFICULTIES

1. Planning for production of statements, questions, paragraphs, stories in speaking/writing.
2. Making predictions and forming hypotheses.
3. Problem-solving for strategic language use.
4. Self-monitoring to identify errors and problems.
5. Correcting inefficient approaches and behaviours.
6. Recognising syllable, word, phrase, clause, and sentence boundaries in speech/print.
7. Monitoring, self-correcting, editing speech and writing.
8. Playing with language (riddles, jokes, rhymes).
9. Analysing and talking about language.

ALWAYS LEARNING **PEARSON**



METALINGUISTIC NEEDS

1. Processing time to plan responses and/or pre-organisation of expected responses.
2. Highlighting and explicating schema/scripts to foster planning, predicting and hypothesising.
3. Strategy training to foster problem-solving & Meta language use.
4. Practice in self-monitoring and evaluating.
5. Identifying sources of breakdowns & correcting inefficiencies.
6. Learning of phonemic contrasts and syllable boundaries and conventions of print.
7. Highlighting syllables, words, phrases, clauses, and sentences.
8. Practice in playing with various language components (words, phrases, clauses).
9. Practice in analysing- discussing oral and written language (meaning features, patterns, rules, applications)

ALWAYS LEARNING **PEARSON**

How well do you KNOW



ALWAYS LEARNING

PEARSON




Purpose of Test

Identify students 9-21 years old who have not acquired the expected levels of language competence and metalinguistic ability for their age.



ALWAYS LEARNING


PEARSON



Test Overview

- A revision of the *Test of Language Competence-Expanded (TLC-E)* with many updated test items appropriate for today's students
- Assesses metalinguistic skills with a battery of five stand-alone tests
 - Metalinguistics Profile
 - Making Inferences
 - Conversation Skills
 - Multiple Meanings
 - Figurative Language
- Ages: 9:0—21:11
- Designed for students who have adequate linguistic knowledge (understand basic concepts and speak in grammatically correct sentences), but lack the metalinguistic skills needed for Grades 3 and up
- Ideal for students with subtle language disorders or students on the autism spectrum


ALWAYS LEARNING PEARSON



Description of Test

- **Metalinguistics Profile**
- **Rating scale that can be completed before or after testing; yields a norm-referenced score (with very high reliability!)**
- **Two tests of meta-pragmatic skills:** the expression of appropriate responses to the communicative demands of the situation
 - **Making Inferences**
 - **Conversation Skills**
- **Two tests of meta-semantic skills:** the appropriate understanding of language content as it relates to the larger communication context
 - **Multiple Meanings**
 - **Figurative Language**

ALWAYS LEARNING PEARSON




Metalinguistics Profile

- Rating scale that can be completed before or after testing
- Can be completed based on your observations supplemented by information from parents/teachers/other informants if needed (Speechie completes the form)
- Consider cultural influences when completing the form
- Yields a highly reliable norm-referenced score

ALWAYS LEARNING

PEARSON



Metalinguistics Profile Results

Item Analysis:

Metalinguistics Profile Item Analysis	
Category	Item
Vocabulary (High-Level/Abstract)	1 2 5 21
Ambiguity Detection	2 3 5 9 10
Figurative Language	4 6 7 8 9
Inferences	8 11 14 16 19 20
Predictions	12 13 15 16 17 18
Conversational Rules/Rituals	5 9 10 19 20 22 23 30
Conversational Repair/Redirection	28 29
Topic Introduction/Maintenance	21 24 25 26 27

Score: Norm-referenced scores by age group

ALWAYS LEARNING

Copyright © 2014 NCS Pearson, Inc. All rights reserved

PEARSON



What skills are tested?

- **Meta-pragmatic skills**
 - the expression of appropriate responses to the communicative demands of the situation
- **Meta-semantic skills**
 - the appropriate understanding of language content as it relates to the larger communication context

ALWAYS LEARNING

PEARSON



Meta-Pragmatic Skills

- **Tests appropriate responses to the communicative demands of the situation**

Making Inferences

The students had to go safely outside for a fire drill. After the fire drill, Amy and Gary were called to the principal's office.

Amy and Gary were called to the principal's office after the fire drill because:

- a. They talked loudly during the drill.
- b. They walked out of the building quietly.
- c. They ran outside instead of walking.
- d. They both have a parent who is a firefighter.

Conversation Skills



ALWAYS LEARNING

PEARSON



Item Examples on Making Inferences

Demo Intro

People often tell us about things that happen, but they don't always tell us *why they happen*. Then we have to *guess for ourselves*. Turn to the MI Demo page and say, *For example, this morning my Uncle Freddy sent me a message that said (point),*

I was hoping to wash my car today. I guess I'll wash it tomorrow.

I figured out a couple of reasons why my Uncle Freddy couldn't wash his car today:

1. It was raining, or
2. He didn't have enough time.

ALWAYS LEARNING

PEARSON



Item Examples on Making Inferences

Trial

Listen to this one. The students had to go safely outside for a fire drill. After the fire drill, Amy and Gary were called to the principal's office. Now I'll read four other sentences that could explain why Amy and Gary were called to the principal's office.


I want you to select the *two sentences that best explain what could have happened*. You may read your choices aloud to me, point to them, or say the letters of your choices.

Amy and Gary were called to the principal's office after the fire drill because:

- a. They talked loudly during the drill.
- b. They walked out of the building quietly.
- c. They ran outside instead of walking.
- d. They both have a parent who is a firefighter.

ALWAYS LEARNING

PEARSON



Item Examples on Making Inferences

Trial continued


Amy and Gary were called to the principal's office after the fire drill because:

- a. They talked loudly during the drill.
- b. They walked out of the building quietly.
- c. They ran outside instead of walking.
- d. They both have a parent who is a firefighter.

SAY: Now I want you to tell me a reason other than the ones listed here why Amy and Gary could have been called to the principal's office. _____

ALWAYS LEARNING

PEARSON



Item Examples on Making Inferences

Item 1 (All ages)

Now I will read some more sentences to you and ask you to choose two reasons that best explain why somebody could have said something or why something could have happened. Then I will ask you to tell me another reason why somebody could have said something or why something could have happened. Remember, I can repeat the sentences if you ask me to.


Tran and Anna were having lots of fun at the outdoor concert. They left early.

Tran and Anna left early because:

- a. The band was playing really terrific music.
- b. They had to be home before dark.
- c. They actually never liked outdoor concerts.
- d. They still had lots of homework to do.

ALWAYS LEARNING

PEARSON



Item Examples on Making Inferences

Sample Item (#3)


Danny bought meat, potatoes, and salad to make dinner for his parents. Danny went out to dinner with his parents instead.

Danny went out to dinner with his parents because:

- a.** His parents had already made plans to go out to eat.
- b.** His parents always loved to eat home-cooked meals.
- c.** His parents really liked the dinner he was preparing.
- d.** His parents said they didn't want to eat at home that night.

Tell me one more reason why Danny could have gone out to dinner with his parents instead of making dinner.

ALWAYS LEARNING
PEARSON



Item Examples on Making Inferences

Item 3

3. Danny bought meat, potatoes, and salad to make dinner for his parents. Danny went out to dinner with his parents instead.

Danny went out to dinner with his parents because:

- a.** His parents had already made plans to go out to eat.
- b.** His parents always loved to eat home-cooked meals.
- c.** His parents really liked the dinner he was preparing.
- d.** His parents said they didn't want to eat at home that night.

Tell me one more reason why Danny could have gone out to dinner with his parents instead of making dinner.

	2 0
	1 0
Total Item Score	3 2 1 0

ALWAYS LEARNING
PEARSON



Item Analyses for Meta-Pragmatic Skills Tested

Making Inferences

Making Inferences Error Analysis: Multiple Choice Responses		Making Inferences Error Analysis: Open-Ended Responses	
Error Category	Item Response Option	Error Category - 1 point responses	Item
Inference Contradicts Scenario	1a 1c 2c 3b 3c 5c 5d 6a 7b 9b	Vague/Confusing/Incomplete Thought	1 2 3 4 5 6 7 8 9 10 11 12
Inference is Related, but Not Key	2d 6d 7d 9c 10b 12a 12b	Possible, but Not Likely	1 2 3 4 5 6 7 8 9 10 11 12
Inference is Not Related and Not Relevant	4b 8a 11a 11d	Combination of Correct and Incorrect Logic	1 2 3 4 5 6 7 8 9 10 11 12
Inference Ignores Key Element of Scenario	4a 8c 10d	Error Category - 0 point responses	Item
Making Inferences Item Analysis: Lead-In Scenario		Illogical	1 2 3 4 5 6 7 8 9 10 11 12
Item Category	Item	Restatement or Paraphrase	1 2 3 4 5 6 7 8 9 10 11 12
Pragmatic (Emotional Inference)	1 2 4 5 8 11 12	Direct Contradiction of Lead-in Statement	1 2 3 4 5 6 7 8 9 10 11 12
Semantic (Causal Inference)	1 2 3 4 5 6 7 8 9 10 11 12	Requires Multiple Leaps of Logic	1 2 3 4 5 6 7 8 9 10 11 12
Linguistic (Anaphoric Inference)	2 5 9 10 11 12	Doesn't Answer the Why Question	1 2 3 4 5 6 7 8 9 10 11 12
<i>Note. Bold items appear in more than one category.</i>		Off-Topic/Ignored Lead-in Scenario	1 2 3 4 5 6 7 8 9 10 11 12

ALWAYS LEARNING

PEARSON



Item Examples on Conversation Skills

Demo Intro

Have you ever walked into a place where people were talking and you only heard a few words? I'm going to show you a picture. Then I'll use *three* words to make a sentence that someone in the picture could say.

Pam late dinner

Turn to the CS Demo page and say,


Look at this picture!



A girl and her friend are sitting on the front steps, and the girl's father is in the window. They were talking and one of them used these three words (point to them) **Pam** (pause) **late** (pause), **dinner** (pause)


ALWAYS LEARNING

PEARSON

 **Item Examples on Conversation Skills**


Demo Intro (continued)

Pam late dinner



The dad could have said, "Pam, don't be late for dinner." (point to the words in the order that you say them) Or the girl could have asked her friend, "Would you like to join us for a late dinner, Pam?" (Point to the words in the order that you say them.) Then say, Here's another one.


ALWAYS LEARNING PEARSON

 **Item Examples on Conversation Skills**

Trial 1

Turn to the CS Trial 1 page and say, Here's a picture of two students in a school hallway. Listen to the words I heard one of them say (point to them) don't (pause), leg. Tell me a sentence one of the students could have said using the words don't, leg. Make sure your sentence is about the picture and that all the words are in it. The words can be used in any order.

don't leg



ALWAYS LEARNING PEARSON



Item Examples on Conversation Skills

Trial 1: Test items 1-3

Introduce Test Items 1–3 by saying, **Now, I'll ask you to make some more sentences.** Turn to the CS Item 1 page and say, **Here are some people talking...**(say the situation). **Here are the words I heard.** Read the words, with a short pause between each one, while pointing to them. **Tell me a sentence that one of the people in the picture could have said using these two words. Make sure your sentence could be used in the situation and that both words are in it. The two words can be used in any order. I can repeat the situation or the words if you need me to.**

ALL AGES

SCORE

- | | | | |
|----------------------------|------------------|-----------------|--------------|
| 1. At the ice cream store: | chocolate | and | 2 1 0 |
| 2. While cooking breakfast | when | toast | 2 1 0 |
| 3. At a soccer game: | if | practice | 2 1 0 |

ALWAYS LEARNING

PEARSON



Item Examples on Conversation Skills

Trial 1: Test item 1

chocolate and



ALWAYS LEARNING

PEARSON



Item Examples on Conversation Skills

Trial 2

Turn to the CS Trial 2 page and say, **Let's try one with three words. Here's a picture of a coach and her students in the gym. Here are the words I heard one of them say (point to them); *basketball* (pause), *fun* (pause), *easy*. Tell me something one of them could have said using these three words. Remember, you can use the words in any order, but it must be something that someone in the picture could say.**

If the examinee produces a sentence with the three words, say, **That was a good sentence. If you used the words in a different order, you could say, . . .** (make up a sentence that uses the words in a different order to emphasize the fact that the words can be used in any order). Proceed to the test items.

If the student can't produce a sentence using the three words, say, **One of the girls could have said, "I think it's fun and easy to play basketball." Or, the coach could have said, "Basketball will be easy and fun if you practice."** Point to the words in the order that you say them in each sentence.

ALWAYS LEARNING

PEARSON



Item Examples on Conversation Skills

Trial Item 2

basketball fun easy



ALWAYS LEARNING

PEARSON



Item Examples on Conversation Skills


Item 9 - At the movie theatre

rather before after



ALWAYS LEARNING

PEARSON



Item Analyses for Meta-Pragmatic Skills Tested


Conversation Skills: Semantic-Syntactic Function Item Analysis

Conversation Skills: Semantic-Syntactic Function Item Analysis	
Category	Item
Noun	1 (chocolate), 2 (toast), 3 (practice), 4 (walk), 5 (watch), 6 (job), 7 (corn), 10 (inside), 10 (cat), 13 (now), 15 (napkins), 16 (week)
Pronoun	7 (either), 8 (myself), 16 (either), 16 (some)
Verb	2 (toast), 3 (practice), 4 (walk), 5 (watch), 7 (have), 11 (worried)
Auxiliary Verb	4 (might), 14 (might)
Adjective	1 (chocolate), 3 (practice), 6 (job), 6 (important), 7 (either), 8 (hard), 10 (inside), 11 (worried), 12 (wrong), 13 (tough), 14 (different), 14 (regardless), 15 (difficult), 16 (either), 16 (some), 17 (colorful)
Adverb	2 (when), 4 (since), 5 (carefully), 7 (either), 8 (hard), 9 (rather), 9 (before), 9 (after), 10 (inside), 10 (however), 12 (actually), 12 (wrong), 13 (tough), 13 (now), 13 (nonetheless), 14 (different), 14 (regardless), 16 (either), 17 (especially)
Preposition	6 (but), 9 (rather than)*, 9 (before), 9 (after), 10 (inside), 11 (during), 14 (regardless of)*
Conjunctions	Item
Coordinating	1 (and), 6 (but), 17 (or)
Subordinating	2 (when), 3 (if), 4 (since), 5 (while), 8 (even though), 9 (rather than)*, 9 (before), 9 (after), 11 (if), 12 (although), 13 (now), 15 (unless)
Correlative	7 (either), 16 (either), 17 (or)

Note: **Bold** items appear in more than one category.
 *Words in italics (*of, than*) do not appear on the Record Form but are added to complete the phrase in which the targeted word (regardless, rather) is used as the categorized part of speech.

ALWAYS LEARNING

PEARSON




Item Analyses for Meta-Pragmatic Skills Tested

Conversation Skills: Content, Use and Form Error Analysis

Conversation Skills: Content, Use, and Form Error Analysis	
Pragmatic Errors	Items
Pragmatic Deviation/Awkward	1 2 3 4 5 6 7 8 9 10 11 12 13 14 15 16 17
Comment, not Dialogue	1 2 3 4 5 6 7 8 9 10 11 12 13 14 15 16 17
Doesn't Match Pictured Scene	1 2 3 4 5 6 7 8 9 10 11 12 13 14 15 16 17
Illogical/Nonsensical	1 2 3 4 5 6 7 8 9 10 11 12 13 14 15 16 17
Vague/Incomplete Thought	1 2 3 4 5 6 7 8 9 10 11 12 13 14 15 16 17
Semantic Errors	Items
Semantic Deviation (vague, overused, or incorrect non-target word used)	1 2 3 4 5 6 7 8 9 10 11 12 13 14 15 16 17
Missing 1 or More Target Words	1 2 3 4 5 6 7 8 9 10 11 12 13 14 15 16 17
Misuse of Target Word (changed word meaning)	1 2 3 4 5 6 7 8 9 10 11 12 13 14 15 16 17
Syntactic Errors	Items
Syntactic Deviation (syntax or morphology error) on non-target word	1 2 3 4 5 6 7 8 9 10 11 12 13 14 15 16 17
Misuse of Target Word (changed word form)	1 2 3 4 5 6 7 8 9 10 11 12 13 14 15 16 17
Two (or more) Sentences	1 2 3 4 5 6 7 8 9 10 11 12 13 14 15 16 17
Sentence Fragment	1 2 3 4 5 6 7 8 9 10 11 12 13 14 15 16 17

Note: If response contains multiple errors, circle all the error types as appropriate.

ALWAYS LEARNING
PEARSON



How are Meta-Semantic Skills Tested?

Tasks test students' understanding of language content as it relates to the larger communication context

Multiple Meanings


Look at the bat.

Figurative Language

Situation: A boy talking to his little brother who wants to play a game with him

Expression: "Get lost!"

ALWAYS LEARNING
PEARSON



Examples from the Multiple Meanings Test


Multiple Meanings

He wrote several letters.

Andrea moved one foot to the left.

Visiting relatives can be annoying.

ALWAYS LEARNING PEARSON



Item Examples on Multiple Meanings

Demo Intro

Turn to the MM Demo page and say, **Sometimes people say or write something that could have two meanings. If I said, *Look at the bat* (point to the sentence), it could mean look at the baseball bat or look at the flying animal. That's because this word *bat* (point to it) means two things—a baseball bat and a flying animal. Let's do another one.**

Look at the bat.

ALWAYS LEARNING PEARSON



Item Examples on Multiple Meanings

Trial 1

Turn to the MM Trial 1 page and say, **Here's another sentence that means more than one thing** (point to it)! Be careful not to say the stimulus sentence in a way that stresses one word more than another. **What two things can the sentence mean?**
1. Your drinking glasses are dirty, and 2. Your eyeglasses are dirty.

Your glasses are dirty.

If the student produces both essential meanings, say, **That's right, the word *glasses* (point to it) means two things, so the sentence, "Your glasses are dirty," can mean the glasses you drink from are dirty, or your eyeglasses are dirty.** If the student produces only one or none of the expected responses, say, **There are two kinds of glasses—drinking glasses and eyeglasses. So, the sentence, "Your glasses are dirty," can mean the glasses you drink from are dirty, or your eyeglasses are dirty.**

ALWAYS LEARNING

PEARSON



Item Examples on Multiple Meanings

Trial 2

Turn to the MM Trial 2 page and say, **Here's another sentence that means more than one thing—The fish was ready to eat.** Be careful to say the sentence so that your stress or intonation pattern does not cue the student as to one meaning or the other. Say, **What two things can the sentence mean?**

1. The fish was cooked and ready to be eaten by someone.
2. The fish was hungry and ready to eat some fish food.

The fish was ready to eat.

ALWAYS LEARNING

PEARSON



Item Examples on Multiple Meanings

Trial 2 Continued

The fish was ready to eat.

If the student produces both essential meanings, say, **That's right, the words *ready to eat* (point to them) mean two things, so the sentence, "The fish was ready to eat," can mean that the fish was cooked and ready to be eaten by someone, or the fish was hungry and ready to eat some fish food.**

If the student produces only one or none of the meanings, say, ***Ready to eat can mean ready to be eaten by someone or ready to eat food. So, the sentence, "The fish was ready to eat," can mean the fish was cooked and ready to be eaten by someone, or the fish was hungry and ready to eat some fish food.***

ALWAYS LEARNING

PEARSON



Item Examples on Multiple Meanings


Sample Test Items : Ages: 9-12

Introduce the test items by saying, **Now let's do some more. (Pause) Listen carefully while I read each sentence. Then tell me two things each sentence could mean. Turn to the appropriate start point in the Stimulus Book. Read each item without stressing any word or words more than others or using intonation patterns**

- | | |
|---|--------------|
| 1. Did you see that fly? | 2 1 0 |
| Did you see that insect/bug animal?
Did you see something moving through the air? | |
| 2. Katy made a basket during the game. | 2 1 0 |
| Katy scored 2 pts./made a shot playing the game.
Katy wove a basket while the game was being played. | |
| 3. The teacher told us to make a line. | 2 1 0 |
| She told us to stand in a line; one behind the other.
She told us to draw a line/make a straight mark. | |

ALWAYS LEARNING

PEARSON




Item Examples on Multiple Meanings

Example Sample Test Items (Ages: 13-21)

4. I saw her duck when she came out of the building. - I saw her bend down. - I saw her bird – animal.	2 1 0
7. Andrea moved one foot to the left. -.She moved herself 12 inches over. - She moved one of her feet.	2 1 0
9. Mr. Roberts is an American History Teacher. - He is a teacher who is an American. - He teaches American history.	2 1 0

ALWAYS LEARNING
PEARSON




Item Analyses for Meta-Semantic Skills Tested

Multiple Meanings

Multiple Meanings Item Analysis	
Category	Item
Lexical	1 2 3 4 5 7
Structural	6 8 9 10 11 12 13 14 15

ALWAYS LEARNING
PEARSON



Examples from the Figurative Language Test

Figurative Language

Situation: Two friends talking about the surprise party they've planned for another friend

Expression: "I'm worried that Mary is going to spill the beans to Andre about the party."


- a. Mary will drop the bag of beans.
- b. Mary will keep it under her hat.
- c. Mary will let the cat out of the bag.
- d. Mary will cry over spilled milk.

Situation: A mom worried that her teenagers will be late for school

Expression: "You guys need to step on it!"

- a. Shake a leg!
- b. Take your time.
- c. Watch your step!
- d. Step on the bus.

ALWAYS LEARNING PEARSON



Item Examples on Figurative Language

Demo Intro

Turn to the FL Demo page and say: **Sometimes we say something that seems to mean one thing, but really means something else. This is called an expression.**


For example, a boy who was talking to his little brother who wants to play a game with him might say, "Get lost!" Point to the expression.

Situation: A boy talking to his little brother who wants to play a game with him

Expression: "Get lost!"

If we heard this expression, we would know that the big brother didn't really want his little brother to actually get lost; he just wanted him to go away and stop bothering him. I'm going to tell you what other people said and the expressions they used in different situations, and I want you to tell me what you think they really meant.

ALWAYS LEARNING PEARSON



Item Examples on Figurative Language

Trial


Turn to the FL Trial page and say, **The first situation is a girl talking to her friend about a flat tire. (Pause.) The girl said, “I have to change the tire, so would you give me a hand?” In your own words, tell me what does *give me a hand* mean?**

Situation: A girl talking to her friend about a flat tire

Expression: “I have to change the tire, so would you give me a hand?”

- **Help?**
- **Assist?**

ALWAYS LEARNINGPEARSON



Item Examples on Figurative Language


Trial (continued)

Turn to the next page (FL Trial Continued) and say, **Tell me which of these sentences means almost the same thing or could be used instead of *would you give me a hand*? Wait until you have heard me read all of them before you choose. You may read your choice, point to it, or say the letter.** Read each sentence, pausing between them. You may point to each sentence as you read it.

- a. You know this like the back of your hand.
- b. I sure wish you would pitch in.
- c. Hold out one of your hands.
- d. Why don't you turn your back on me?

For the Trial Item only, read the correct response (**I sure wish you would pitch in.**) aloud if the student chooses incorrectly or does not respond. When the Trial Item is completed, say, **Now let's do some more.**

ALWAYS LEARNINGPEARSON



Item Examples on Figurative Language


Test Items

Turn to the appropriate age-based start point in the Stimulus Book. Introduce the test items by saying, **Here's the situation** (read the situation) and **Here is what the [speaker] said** (read the expression). Then say, **What does that mean?** Once the student understands the task, you may read both the situation and what the speaker said without the introductory text (i.e., **Here's the situation; Here is what the [speaker] said.**).

Then say, **Let's do another one**, and proceed to the next page in the Stimulus Book. Say, **Tell me which of these sentences could be used instead of** (read the expression). Read the multiple choice options aloud. You may point to each choice as you read it.

If necessary, say, **Wait until you have heard me read all of the sentences**. You may repeat one or both parts of the item if the student requests it. When both parts of the item are complete, say, **Let's do another one, and proceed to the next item**.

ALWAYS LEARNING PEARSON



Item Examples on Figurative Language

Test Items: Ages 9-12


Item 1

Situation: A boy talking to his friend who's in a hurry to go to the movies

Expression: "You'll have to hold your horses until I'm ready to go."

- a. Wild horses couldn't drag me away.
- b. Hold the reins of the horses.
- c. You'll have to get a move on.
- d. You'll just have to hang on.

ALWAYS LEARNING PEARSON




Item Examples on Figurative Language

Test Items Ages: 9-12

Record Form: Item No. 1

	SCORE	
<p>▶ Ages 9-12</p>		
<p>1. Situation: A boy talking to his friend who's in a hurry to go to the movies Expression: You'll have to <i>hold your horses</i> until I'm ready to go. Interpretation: What does that mean?</p> <p><input type="checkbox"/> wait <input type="checkbox"/> be patient <input type="checkbox"/> hold on <input type="checkbox"/> slow down</p>	2	0
<p>Tell me which of these sentences could be used instead of <i>you'll have to hold your horses</i>.</p> <p><input type="checkbox"/> a. Wild horses couldn't drag me away. <input type="checkbox"/> b. Hold the reins of the horses. <input type="checkbox"/> c. You'll have to get a move on. <input type="checkbox"/> d. You'll just have to hang on.</p>	1	0
Total Item Score	3	2 1 0

ALWAYS LEARNING
PEARSON



Item Examples on Figurative Language

Test Items: Ages: 13-21


Record Form Item 9

Situation: A boy talking about his older brother playing jokes on people

Expression: "He'll find out that what goes around comes around."

- a. He'll keep getting away with it.
- b. He'll get directions soon.
- c. He's going around in circles.
- d. He'll learn that turnabout is fair play.

ALWAYS LEARNING
PEARSON



Item Analyses for Meta-Semantic Skills Tested


Figurative Language

Figurative Language Item Analysis: Open Ended	
Idiom Category	Item
Transparent Meaning	2 4 5 9 10 11 12 13 15 16
Opaque Meaning	1 3 6 7 8 14 17

Figurative Language Error Analysis: Open Ended	
Error Category	Item
Literal Meaning	1 2 3 4 5 6 7 8 9 10 11 12 13 14 15 16 17
Close in Meaning	1 2 3 4 5 6 7 8 9 10 11 12 13 14 15 16 17
Unrelated Meaning	1 2 3 4 5 6 7 8 9 10 11 12 13 14 15 16 17

Figurative Language Error Analysis: Multiple Choice	
Error Category	Item Response Option
Opposite Expression	1c 2b 3b 4c 5b 6a 7a 8b 9a 10d 11c 12a 13d 14a 15b 16b 17b
Literal Expression	1b 2a 3d 4b 5c 6d 7b 8d 9b 10c 11d 12c 13b 14c 15d 16c 17c
Unrelated Figurative Expression	1a 2d 3c 4d 5a 6c 7d 8c 9c 10a 11b 12b 13a 14d 15a 16d 17a

ALWAYS LEARNING
PEARSON



Test Scores

- **Individual tests**
 - Standard Scores
 - Percentile Ranks
 - Age Equivalent
 - Growth Scale Values

- **Composite scores for**
 - Meta-Semantics Index
 - Meta-Pragmatics Index
 - Total Metalinguistics Index

ALWAYS LEARNING
PEARSON

Classroom Performance Assessment

Classroom Content, Form & Use Using CELF-4 ORS with CELF-5 Metalinguistics



ELISABETH H. WIIG ■ WAYNE A. SECORD

ALWAYS LEARNING

PEARSON



Observational Rating Scale

- ORS Assessment Approach
 - o Rating Scale
 - o Interview
 - o Observation
 - o Follow-up Meeting

ALWAYS LEARNING

PEARSON

CELF Clinical Evaluation of Language Fundamentals **4** **ORS**

Practical Considerations

- Think practical for the teacher and for you:
 - Length of interview (2 pages)
 - Complexity
 - Prioritising top 10
 - Link to interviewing
 - Connection to observation

ALWAYS LEARNING

PEARSON

Focus on the key concerns...


Functional communication ... in context

- **Focus on the most important concerns**
- **Design intervention...** with and through others
- **Put a system in place...** that works when you're not there
- **Know your client...** well enough to help him or her and make adjustments to the plan as needed

**CHOOSE
PROGRESS
OVER
PERFECTION**

ALWAYS LEARNING

PEARSON



CELF[®] 4
Clinical Evaluation of Language Fundamentals
FOURTH EDITION

Observational Rating Scale

Date _____

Student _____ Date of Birth ____/____/____ Age ____ Grade ____

Rater: Teacher Parent Student Clinician _____

Directions: The following statements describe communication problems that some students have. Check the box beneath the appropriate heading (**Never, Sometimes, Often, or Always**) that best describes how often each behavior happens.

Listening	This Happens:				T	P	S
	Never	Sometimes	Often	Always			
1. Has trouble paying attention.							
2. Has trouble following spoken directions.							
3. Has trouble remembering things people say.							
4. Has trouble understanding what people are saying.							
5. Has to ask people to repeat what they have said.							
6. Has trouble understanding the meanings of words.							
7. Has trouble understanding new ideas.							
8. Has trouble looking at people when talking or listening.							
9. Has trouble understanding facial expressions, gestures, or body language.							

ALWAYS LEARNING
Copyright © 2004 NCS Pearson, Inc. All rights reserved
PEARSON

CELF-4 ORS (Speaking)

Speaking

10. Has trouble answering questions people ask.							
11. Has trouble answering questions as quickly as other students.							
12. Has trouble asking for help when needed.							
13. Has trouble asking questions.							
14. Has trouble using a variety of vocabulary words when talking.							
15. Has trouble thinking of (finding) the right word to say.							
16. Has trouble expressing thoughts.							
17. Has trouble describing things to people.							
18. Has trouble staying on the subject when talking.							
19. Has trouble getting to the point when talking.							
20. Has trouble putting events in the right order when telling stories or talking about things that happened.							
21. Uses poor grammar when talking.							
22. Has trouble using complete sentences when talking.							
23. Talks in short, choppy sentences.							
24. Has trouble expanding an answer or providing details when talking.							

Copyright © 2004 NCS Pearson, Inc. All rights reserved
PEARSON

CELF-4 ORS (Reading)

Note to Teachers of 5-, 6-, and 7-year-olds: Circle "Not Applicable" for any sentence in the next two sections that describes something the student is not expected to do yet at his or her age or grade level.

Reading	This Happens:					T	P	S
	NA	Never	Sometimes	Often	Always			
29. Has trouble sounding out words when reading.								
30. Has trouble understanding what was read.								
31. Has trouble explaining what was read.								
32. Has trouble identifying the main idea.								
33. Has trouble remembering details.								
34. Has trouble following written directions.								

ALWAYS LEARNING

Copyright © 2004 NCS Pearson, Inc. All rights reserved

PEARSON

CELF-4 ORS (Writing)

Writing

35. Has trouble writing down thoughts.								
36. Uses poor grammar when writing.								
37. Has trouble writing complete sentences.								
38. Writes short, choppy sentences.								
39. Has trouble expanding an answer or providing details when writing.								
40. Has trouble putting words in the right order when writing sentences.								

Now choose the problems that concern you the most by circling the numbers preceding the sentences.

Please list any other problems that you have observed or concerns that you have about the student's listening, speaking, reading, and writing skills and rate them (Never, Sometimes, Often, or Always).

_____	<input type="checkbox"/> Never	<input type="checkbox"/> Sometimes	<input type="checkbox"/> Often	<input type="checkbox"/> Always
_____	<input type="checkbox"/> Never	<input type="checkbox"/> Sometimes	<input type="checkbox"/> Often	<input type="checkbox"/> Always
_____	<input type="checkbox"/> Never	<input type="checkbox"/> Sometimes	<input type="checkbox"/> Often	<input type="checkbox"/> Always
_____	<input type="checkbox"/> Never	<input type="checkbox"/> Sometimes	<input type="checkbox"/> Often	<input type="checkbox"/> Always
_____	<input type="checkbox"/> Never	<input type="checkbox"/> Sometimes	<input type="checkbox"/> Often	<input type="checkbox"/> Always
_____	<input type="checkbox"/> Never	<input type="checkbox"/> Sometimes	<input type="checkbox"/> Often	<input type="checkbox"/> Always

Please return this form to _____ by _____ *Thank You!*

Copyright © 2004 NCS Pearson, Inc. All rights reserved

PEARSON

A Case Study



Details of this case study (and 2 others) can be found on www.pearsonclinical.com.au. Search for CELF-5 Metalinguistics and select the Resources tab.

ALWAYS LEARNING

PEARSON



Kevin, Age 14:9

- English is Kevin's first language
- Moved from another city
- Received S&L services for rec/exp language disorder focusing on semantic development and oral and written receptive skills
- In mainstream 8th grade classes
- Struggling academically and socially

ALWAYS LEARNING

PEARSON

Evaluation Questions

- Does Kevin continue to manifest a speech/language impairment?
- What are Kevin's present levels of academic achievement and related developmental needs?
- Does Kevin's patterns of strengths and weaknesses impact his ability to benefit from instruction (i.e. does he continue to need intervention) ?
- Are any additions or modifications to the special education program needed in order for Kevin to meet his IEP goals and participate (as appropriate) in the general education curriculum?

ALWAYS LEARNING

PEARSON



CELF-4 Australian Results


An Overview of Kevin's CELF-4 Australian Scores

Core Language and Index Score	Standard Score	Confidence Interval	(90% Level) Percentile Rank	Confidence Interval
Core Language Score	85	80-90	16	9-25
Receptive Language Index	92	87-97	30	19-42
Expressive Language Index	89	84-94	23	14-34
Language Content Index	92	87-97	30	19-42
Language Memory Index	87	82-92	19	12-30

Test Scores	Scaled Score	Confidence Interval	(90% Level) Percentile Rank	Confidence Interval
Word Classes	9	7-11	37	16-63
Following Directions	9	7-11	37	16-63
Formulated Sentences	9	7-11	37	16-63
Recalling Sentences	6	5-7	9	5-16
Understanding Spoken Paragraphs	7	5-9	16	5-37
Sentence Assembly	10	9-11	50	37-63
Semantic Relationships	10	8-12	50	25-75

ALWAYS LEARNING

PEARSON




CELF-5 Metalinguistics Results

An Overview of Kevin's Metalinguistics Scores

Core Language and Index Score	Standard Score	Confidence Interval	(90% Level) Percentile Rank	Confidence Interval
Total Metalinguistics Index	77	72-82	6	3-12
Meta-Pragmatics Index	82	74-90	12	4-25
Meta-Semantics Index	73	68-78	4	2-7

Test Scores	Scaled Score	Confidence Interval	(90% Level) Percentile Rank	Confidence Interval
Metalinguistics Profile	7	6-8	16	9-25
Making Inferences	9	7-11	37	16-63
Conversation Skills	5	3-7	5	1-16
Multiple Meanings	6	4-8	9	2-25
Figurative Language	4	3-5	2	1-5

ALWAYS LEARNING PEARSON



CELF-4 Australian Results

- Index scores: low of 85(CLS); high of 92 (RLI, ELI)
- **Test scores:**
 - Scaled scores
 - 6 RS
 - 7 USP
 - 9 WC, FD & FS
 - 10 SA & SR

ALWAYS LEARNING PEARSON



Recommendations

- Intervention has improved Kevin's linguistic knowledge, but he still does not have grade-appropriate metalinguistic skills needed for academic success in the classroom.
- Continued direct services and academic supports to teach meta-semantic skills
- Consider identifying a peer-tutor for conversational competence and training teachers cues for appropriate classroom language

ALWAYS LEARNING

PEARSON

Scoring & Reporting



CELF™-5 Metalinguistics
Clinical Evaluation of Language Fundamentals-Fifth Edition Metalinguistics
Score Report
Elisabeth H. Wiig, Wayne A. Secord

Name:	Timothy Sample
Gender:	Male
Birth Date:	03/23/2003
Test Date:	10/13/2012
Age:	9:6

Visit the CELF 5 Metalinguistics product
page: www.pearsonclinical.com.au

ALWAYS LEARNING

Sample Report

PEARSON

 **CELF 5** Australian & NZ Standardised Edition
Clinical Evaluation of Language Fundamentals
May 2017

Interested in becoming an Examiner?

- **To be able to participate as an Examiner individuals will need to meet the following basic criteria:**
 - Practising Speech Pathologist
 - Evidence of a working with children check (e.g., Blue Card, Ochre Card) or background history check (e.g., performed routinely if you work within an Australian State Education Department) relevant to your state or territory
 - Experience undertaking CELF-4 assessments
- **What are the key benefits of being an Examiner on the CELF-5 A&NZ Standardisation project?**
 - A 'sneak peak' of the CELF-5 including the improvements that have been made on the previous edition
 - Payment for each correctly administered assessment*
 - Acknowledgement in the final CELF-5 Australian and New Zealand assessment material.

Visit <https://www.pearsonclinical.com.au/celf5project> to apply

ALWAYS LEARNING PEARSON

I'm here to help

Pearson Clinical Assessment

Angela Kinsella-Ritter
Consultant Speech Pathologist
angela.kinsella-ritter@pearson.com

D: 02 9454 2209
M: 0408 511 110

Client Services
1800 882 385 (Australia)
0800 942 722 (NZ)
www.pearsonclinical.com.au



ALWAYS LEARNING PEARSON