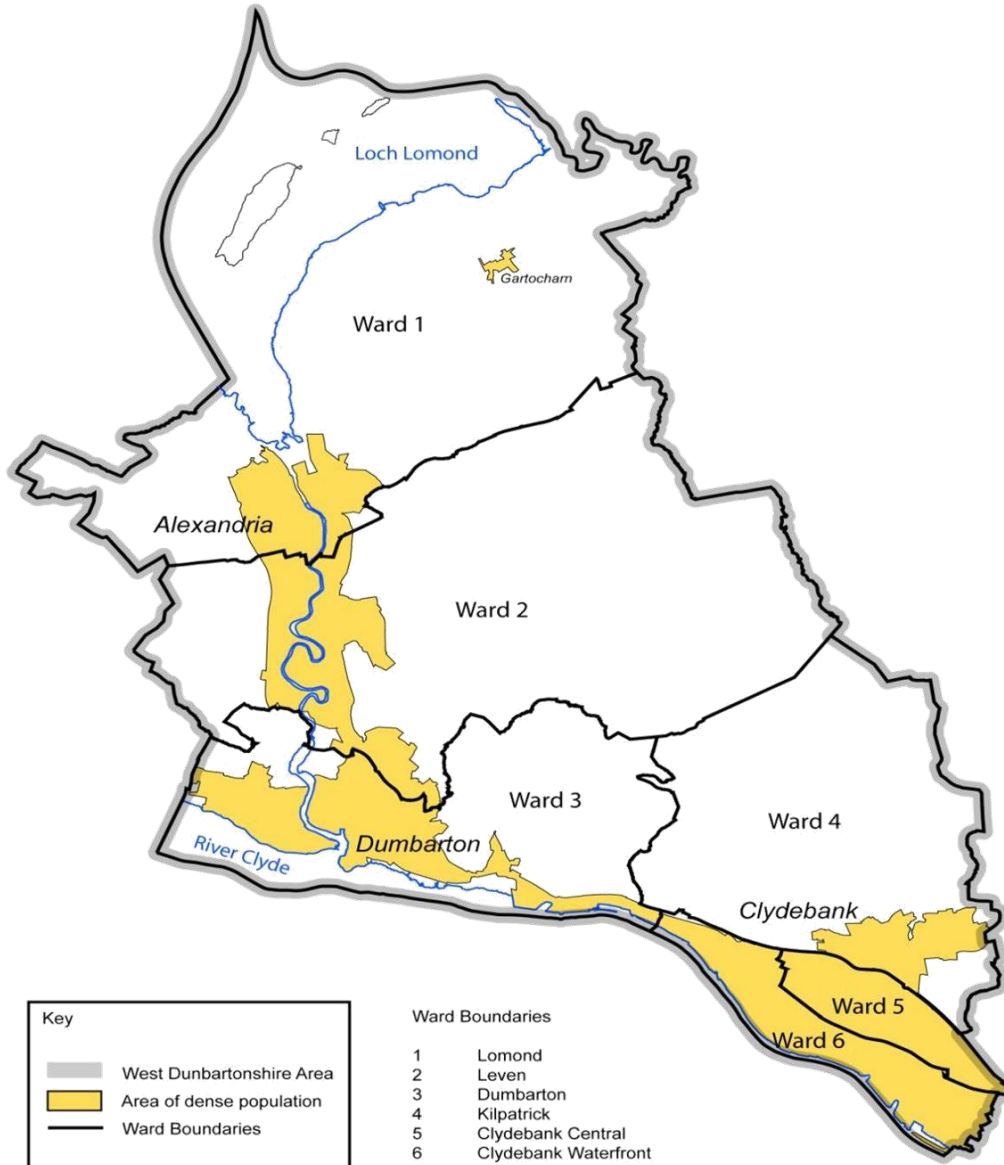


'Improved Life Chances for all Children, Young People and Families'.

West Dunbartonshire: Local Child Poverty Action Report June 2019.



West Dunbartonshire Multi Member Ward Map



West Dunbartonshire Council OS Licence No. 100020790 2007

According to the 'End Child Poverty'¹ group there are 4,887 children in West Dunbartonshire living in poverty. This represents 26.7% of the young population; a proportion that is substantially higher than the Scottish average of 20%.

¹ End Child Poverty <http://www.endchildpoverty.org.uk/poverty-in-your-area-2018/> accessed 16/11/2018

Table of Contents

1. Introduction.....	1
The Child Poverty (Scotland) Act 2017	1
Child Poverty Definitions.....	1
Causes of Poverty	1
Priority Groups.....	2
Impact of Poverty on Children.....	3
West Dunbartonshire Child Poverty Report Lead	3
2. Living in West Dunbartonshire.....	4
3. West Dunbartonshire – Disadvantaged Communities	6
4. Child Poverty in West Dunbartonshire.....	7
5. NHSGGC Child Poverty Leads Network.....	9
6. Local Partners - West Dunbartonshire Community Planning.....	10
Community Planning West Dunbartonshire Delivery Improvement Groups.....	11
Nurtured Delivery Improvement Group	11
7. West Dunbartonshire Child Poverty Report Delivery Framework	13
Managing the Local Child Poverty Report	14
8. What We Are Doing – Good Practice Case Studies	15
Working 4U – Integrated Case Managed Support- Maximising Income	15
‘Help Us Help You’ Campaign- Reducing Costs	16
Family Opportunity Hubs – No One Left behind	17
No Home for Domestic Abuse – No One Left behind	18
9. Investment in Addressing Child Poverty	19
10. West Dunbartonshire – Key Actions and Progress Indicators	20
A. West Dunbartonshire Key Comparative Indicators.....	20
B. Maximise Income through Employment	21
C. Maximise Income through Benefits	23
D. Reduce the Cost of Living	25
E. Improve Access to Opportunity	27
F. Maximise Impact of Public Sector Investment	29
11. Child Poverty Development Priorities – A Step Change.....	31

1. Introduction

The Child Poverty (Scotland) Act 2017

The Child Poverty (Scotland) Act 2017 was passed by the Parliament on 8th November 2017 and received Royal Assent on 18th December 2017.

The intention of the Child Poverty Act is to 'set targets relating to the eradication of child poverty' as well as making provision for plans and reporting relating to achievement of these targets.

The Child Poverty (Scotland) Act 2017 requires the Scottish Government to meet four income based child poverty targets by 2030 and report on the actions they will take to meet those targets.

In addition the Act places a duty on local authorities and health boards to report annually on what they are doing to contribute to reducing child poverty.

The local child poverty action report must set out a range of commitments to address the key drivers of poverty:

- Increasing income through employment;
- Maximise income from the social security system; and
- Reducing household costs.

This is the West Dunbartonshire Council and NHS Greater Glasgow and Clyde Health Board's first annual report.

Child Poverty Definitions

The Act provides definitions of relative, absolute and persistent poverty and combined low income and material deprivation. It also provides guidance on the method for calculating household income, which includes the need to consider levels of poverty after housing costs have been taken into account.

Relative Poverty

Children living in households where the equivalised net income for the year is less than 60% of median equivalised net household income for the year.

Absolute Poverty

Children living in households whose equivalised net income for the year is less than 60% of the amount of median equivalised net household income for the financial year.

Combined Low Income and Material Deprivation

Children living in households whose equivalised net income for the year is less than 70% of median equivalised net household income for the year, and experiences material deprivation in the year.

Persistent Poverty

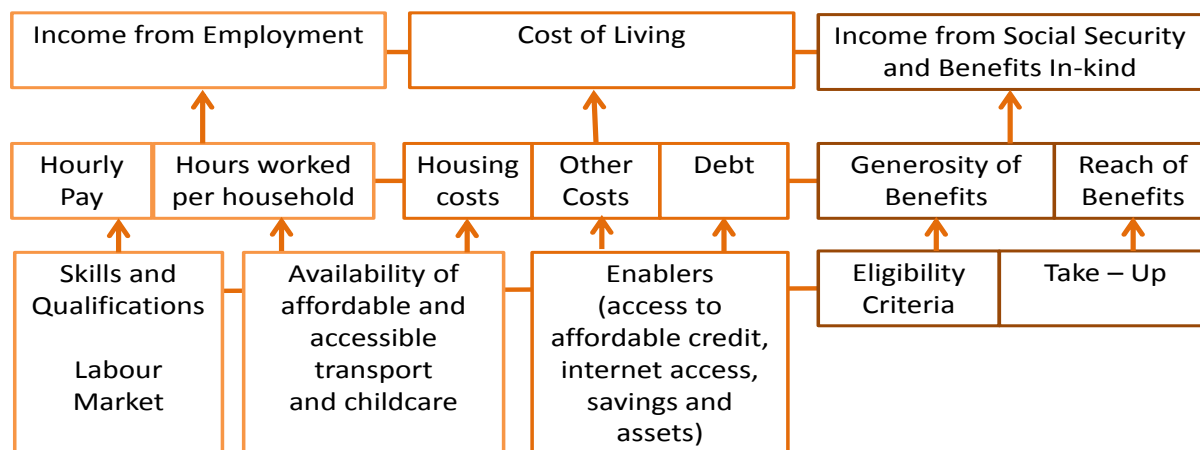
Children that have lived in absolute poverty for at least three years.

Causes of Poverty

The first national child poverty delivery plan, '*Every Child, Every Chance*' makes clear that poverty, including family poverty, is the result of direct drivers of poverty fall that fall into three main categories – income from employment, costs of living,

and income from social security; more pointedly poverty is caused by the fact that income from employment and or social security is not sufficient to meet the essential living costs.

The drivers of poverty that are summarised by the Scottish Government are illustrated in **Figure 1²**:



Our approach takes this framework as a starting point and builds on it to include actions that are intended to:

- Maximise income from employment;
- Reduce the cost of living;
- Maximise income from benefits; and
- Maximise access to opportunity from public sector investment.

Our aim is to build resilience within families in order to assist them to address the drivers of poverty and improve their quality of life, reducing the incidence of poverty in West Dunbartonshire as a result.

Priority Groups

Local partners involved in developing the report are encouraged to give particular consideration to actions that will support the following priority groups:

- Expectant mothers;
- Households with children whose income or expenditure is adversely affected because there is a member of the family who has one or more protected characteristic, as set out in the 'Equality Act 2010';
- Lone Parents;
- Families with three or more children;
- Families where the youngest child is under one year old;
- Mothers aged less than 25 years.

At a local level, Community Planning West Dunbartonshire has emphasised the need to include:

- Families and children with experience of the care system;
- Children with care responsibilities; and
- Those living in areas of high material deprivation.

² Scottish Government (2017): 'Every Child Every Chance' (pp 112) <https://www.gov.scot/publications/child-chance-tackling-child-poverty-delivery-plan-2018-22/pages/8/> accessed 25/01/2019

Impact of Poverty on Children

Poverty has wide ranging impacts on children's development, health and prospects. It is the cause of poor cognitive, physical and behavioural development, a risk factor for the need for local authority care, poor mental health and poor educational attainment and is strongly associated with risk of death in childhood.

Dealing with the consequences of poverty is also costly. It is now estimated that 20% of money spent in the public sector is spent dealing with the consequences of poverty. Poverty (and income inequalities more broadly) are resulting in a loss of human potential.

While the impact of poverty is specific to each individual, we will, where appropriate, gather a range of information from people using our benefit maximisation, debt management and employability services; almost 5,000 people each year.

This will allow us to gain a greater understanding of the lived experience of those in poverty and we will complement this with further information from third sector partners in order to improve awareness, develop new approaches and make good decisions about the future use of resources.

West Dunbartonshire Child Poverty Report Lead

West Dunbartonshire Council and NHS Greater Glasgow and Clyde Health Board must, as soon as reasonably practicable after the end of each reporting year, jointly prepare and publish a report (a 'local child poverty action report').

The report must describe measures taken in the area of the local authority during the reporting year that will meet the child poverty targets. The report will also outline information on measures that they plan to take to contribute to the meeting of the Child Poverty Reduction Bill. The aim is to ensure the report provides a strategic forward look as well as an account of progress to date.

Staff from Working 4U will take the lead on behalf of West Dunbartonshire Council in developing and managing the component parts of the Child Poverty (Scotland) Act 2017 in West Dunbartonshire.

Working 4U is an integrated West Dunbartonshire Council service set within *Housing and Employability Services* that supports residents and communities in West Dunbartonshire to improve their skills, learning and financial situations, assisting all on their journey into work and protecting their rights.

Working 4U's main goals centre on:

- Supporting residents to make informed choices and enjoy improved life chances through the provision of credible benefits and debt information and, guidance;
- assisting residents to make positive and sustained contributions to our communities through the provision of access to good quality advice and learning opportunities;
- improving the employability and resilience of residents and making a positive contribution towards increasing employment rates within our community to close the gap with Scotland.

Staff from Working 4U will work with NHS Glasgow and Clyde to develop, compile and, with the support of community planning partners, deliver the Local Child Poverty Report actions.

2. Living in West Dunbartonshire

West Dunbartonshire, an area of 98 square miles, is located to the west of Glasgow and shares borders with Argyll and Bute, East Dunbartonshire and Stirlingshire, Renfrewshire and Glasgow.

Map 1: West Dunbartonshire Location



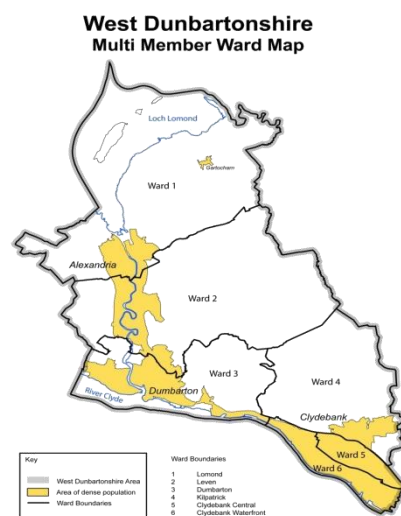
West Dunbartonshire includes the towns of Clydebank, Dumbarton and Alexandria and has a population estimate of 89,600³ residents, the area consists of a lively business community that stretches along the banks of the Clyde to the shores of Loch Lomond.

West Dunbartonshire has a rich past that is shaped by its world-famous shipyards, and boasts many attractions, ranging from the beauty of Dumbarton Rock to historic whisky warehouses.

As such the area is not only one of great diversity and natural beauty, it is also well connected. Just half an hour from the heart of Glasgow, with its opportunities for employment and business development and learning within universities and colleges. West Dunbartonshire is also conveniently located to Glasgow airport and Paisley.

The local authority area consists of 121 of Scotland's 6,978 Scottish Index of Multiple Deprivation data zones and 17 Community Council areas. These are set within six 'multi-member' wards, including:

1. Lomond;
2. Leven;
3. Dumbarton;
4. Kilpatrick;
5. Clydebank Central;
6. Clydebank Waterfront.



³ NOMIS - <https://www.nomisweb.co.uk/reports/lmp/la/1946157435/report.aspx#tabrespop> (accessed June 2019)

There are approximately 43,600 economically active people in West Dunbartonshire; this is 75.4% of the working age population

In 2017 there were 15,790 children aged 0-15 years resident in West Dunbartonshire; 17.6% of the population. This is higher than the average for Scotland where 0-15 year olds make up 16.9% of the population.

In 2018 there were:

- 7,157 pupils in the 32 primary schools in West Dunbartonshire.
- 5,155 pupils in the five secondary schools in West Dunbartonshire.
- 193 pupils in the three special need schools in West Dunbartonshire.

Despite its strengths, West Dunbartonshire is one of the areas in Scotland most affected by post-industrial decline. Its three town centres, Alexandria, Clydebank and Dumbarton have experienced steady decline in their comparative economic performance with some areas affected by wide ranging deep rooted poverty and deprivation.

As a result, West Dunbartonshire has higher than average concentrations of comparative deprivation and approximately 35,000 (37%) of the resident population live in neighbourhoods considered to have the highest levels of multiple deprivation in Scotland.

Vulnerable Children

In July 2017 there were: 363 children looked after in West Dunbartonshire. This represents a rate of 1.94% of the 0-17 year olds compared to a figure of 1.4% for Scotland.

Of all our looked after children:

- 82 are at home with parents;
- 166 with friends/relatives;
- 78 with foster carers or other community placements; and
- 37 looked after in other residential care settings.

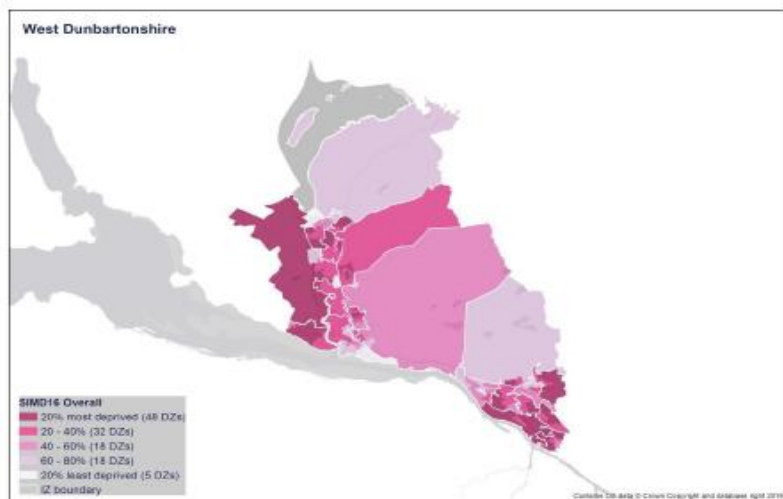
71 children had their names placed on the West Dunbartonshire Child Protection register during 2015/16, with 48 remaining on the register in July 2016⁴.

According to the 'End Child Poverty'⁵ group there are 4,887 children in West Dunbartonshire living in poverty. This is 26.7% of the young population. As such, there are considerable challenges to address.

⁴ Statistics available at <https://www.gov.scot/publications/childrens-social-work-statistics-2016-17/> accessed 16/11/2018

⁵ End Child Poverty <http://www.endchildpoverty.org.uk/poverty-in-your-area-2018/> accessed 16/11/2018

3. West Dunbartonshire – Disadvantaged Communities⁶



Summary of Datazone Incidence and Population Numbers				
Multi Member Ward	Total Number of Datazones	Number of Data Zones (in 20%)	Population (in 20%)	working age population (in 20%)
1 Lomond Ward	17	6	4,411	2,855
2 Leven Ward	25	10	6,699	4,283
3 Dumbarton Ward	23	6	3,856	2,447
4 Kilpatrick Ward	14	6	5,233	3,349
5 Clydebank Central Ward	21	9	6,658	4,188
6 Clydebank Waterfront	21	11	8,228	5,388
Total	121	48	35,085	22,510

The Scottish Index of Multiple Deprivation (SIMD) identifies small area concentrations of multiple deprivation across all of Scotland in a consistent way. It allows for comparative analysis and effective targeting of policies and funding where the aim is to wholly or partly tackle or take account of area concentrations of multiple deprivation. SIMD ranks small areas (called data zones) from most deprived (ranked 1) to least deprived (ranked 6,976). People using SIMD will often focus on the data zones below a certain rank, for example, the 5%, 10%, 15% or 20% most deprived data zones in Scotland.

West Dunbartonshire consists of 121 datazones. 48 (40%) of West Dunbartonshire’s 121 data zones are within the 20% most deprived in Scotland. In effect, West Dunbartonshire has higher than average concentrations of comparative deprivation with each of the three main settlement areas: Clydebank, Dumbarton and the Vale of Leven having clusters within the 20% most deprived.

- All areas in West Dunbartonshire have datazones in the worst 20%;
- In West Dunbartonshire there are 35,085 people living in the 20% most deprived areas, this is almost 40% of the population;
- Of those in deprived neighbourhoods, 22,510 are of working age and almost 15,000 people of non working age; of these almost 5,000 are children;
- Clydebank Waterfront has the highest number of people living in the 20% most deprived category.

⁶ Statistics available at http://simd.scot/2016/#/simd2016_20pc/BTTTFTT/11/-4.5177/55.9850/ accessed 16/11/18

4. Child Poverty in West Dunbartonshire

1. There are approximately 15,700 children living in West Dunbartonshire; nearly 5,000 are living in poverty.
2. 25% of children in West Dunbartonshire live in combined low income and material deprivation. This is higher than the Scottish average (20%) and places it as 6th worst of 32 local authorities in Scotland.
3. Every multi-member ward in West Dunbartonshire is affected by high levels of multiple deprivation, 35,000 people in West Dunbartonshire are living in communities experiencing high levels of comparative deprivation, 12,900 of these residents are children.

Implications for those planning to address child poverty...

West Dunbartonshire has a high prevalence of multiple deprivation, with all areas experiencing some level; 40% of datazones are in the most deprived 20%.

This not only suggests that action should be taken, it also suggests that the action should have a West Dunbartonshire wide focus and all aspects of deprivation should be addressed.

We will require '*an authority wide approach with aligned input from partners*'.

4. Children in lone parent families are at a higher risk of being in poverty. There are 4,128 children living in lone parent families in West Dunbartonshire;
5. The heads of 50% of lone parent families are not in employment and therefore even more vulnerable to relative, absolute and persistent poverty.
6. There are comparatively more children in the care system in West Dunbartonshire. 24.1 per 1,000 of the population compared to a figure of 14.4 per 1,000 in Scotland.

Implications for those planning to address child poverty...

It is anticipated that child poverty will increase and it is likely to affect particularly vulnerable groups. While our emphasis will be placed on supporting those identified as most vulnerable:

(Expectant mothers; Households with children whose income or expenditure is adversely affected because there is a member of the family has one or more protected characteristic, as set out in the 'Equality Act 2010'; Families with three or more children; Families where the youngest child is under one year old; Mothers aged under 25 years, Lone Parents)

Circumstances in West Dunbartonshire suggest that emphasis should also be placed on supporting:

- Families and children with experience of the care system; and
- Children with care responsibilities; and
- Those living in areas of high material deprivation.

Effort has to be focussed on target groups and those most vulnerable to ensure '*no one is left behind*'.

7. The percentage of children living in poverty in Scotland (July - Sept 2017) is approximately 13.3% (before housing) and 21.6% (after housing). The comparable figures for West Dunbartonshire and its wards at that time were...

West Dunbartonshire (2013 wards): Percentage of children in poverty, July-Sept 2017				
	BEFORE HOUSING COSTS		AFTER HOUSING COSTS	
	Number	%	Number	%
Scotland		13.3%		21.6%
Lomond	357	16.10%	568	25.58%
Leven	730	18.03%	1,152	28.44%
Dumbarton	387	12.70%	622	20.38%
Kilpatrick	460	16.94%	729	26.86%
Clydebank Central	604	19.43%	949	30.52%
Clydebank Waterfront	551	16.61%	873	26.33%
Total/Average	3,083	16.70%	4,887	26.47%

8. There are 6,800 workless households in West Dunbartonshire, this represents a figure of 22.8% and is higher than the Scottish average of 14.5%, unemployment at 2.1% is almost double the UK average of 1.1%.

Implications for those planning to address child poverty...

The incidence of material deprivation and level of unemployment strongly suggest there is a requirement to ensure there is access to relevant advice and information services and employability services in West Dunbartonshire.

These services should ensure that anyone who wants to improve their life circumstances, wellbeing, independence and resilience and therefore address child poverty is able to obtain the information and advice they need, when they need it and in the way they need it'.

There's a need to 'maximise income through work and benefits and reduce costs'.

9. There's only six jobs for every ten people of working age in West Dunbartonshire;
10. There are 2,335 children registered to receive a free meal in West Dunbartonshire
11. Being in work does not always insulate people from the effect of poverty - more than half the people living in poverty in the UK are also in work, 17.8% of the Working population in West Dunbartonshire is considered to be income deprived – the Scottish average is 12.2%.
12. Gross weekly pay in West Dunbartonshire (earnings by place of residence) is £518 this is £44 less than the average in Scotland and £33 less than the figure for Great Britain.

Implications for those planning to address child poverty...

Emphasis should be placed on maximising access to opportunities available as a direct result of public sector investment in services and the local economy. This would include, for example, encouraging a living wage economy, capitalising on community benefits from procurement activities and providing access to apprenticeship opportunities within and beyond public sector organisations.

Promoting the Fairer Scotland Duty placed on public authorities to achieve '*inclusive growth*'.

5. NHSGGC Child Poverty Leads Network

In December 2017, NHS Greater Glasgow and Clyde established a pan-GGC child poverty action co-ordination network. The purpose of the network is to co-ordinate board-wide corporate/acute service NHS action to reduce child poverty with local-partnership strategies and reports and to provide a forum for sharing evidence and learning across NHS GGC's six partner local authority areas.

The network, is chaired by NHSGGC's Lead for Child Poverty, meets three times each year and involves senior maternity and children services staff, child poverty leads from each of the health board's six partner local authorities and health and social care partnerships, Glasgow's Child Poverty Co-ordinator and representation from the Glasgow Centre for Population Health.

Outputs include development sessions and opportunities for sharing local successes. This has included for example, description of and transfer of good practice about automation of local authority provided benefits. This has been established as a best practice guide and local child poverty data resource.

The network links into NHS GGC's Maternal and Child Health Strategy, Health and Employment, HR and Equalities and Financial Inclusion committees and reports to the Board Public Health subcommittee.

6. Local Partners - West Dunbartonshire Community Planning

In order to address poverty and disadvantage West Dunbartonshire's Community Planning Management Group has adopted five key outcomes for the partnership that reflect the requirements of the Scottish Government 'Fairer Scotland Action Plan' (2016)⁷. The Fairer Scotland Action Plan is built on five high-level ambitions and outlines 50 actions to help tackle poverty, reduce inequality and build a fairer and more inclusive Scotland. These priorities are now the focus for partnership activity and investment in West Dunbartonshire.

The priority areas and Community Planning West Dunbartonshire outcomes are summarised below.

Community Planning West Dunbartonshire Outcomes	
Priority Area	WDCP Outcomes
A Flourishing West Dunbartonshire	<ul style="list-style-type: none"> • Our economy is diverse and dynamic creating opportunities for everyone. • Our local communities are sustainable and attractive. • Increased and better quality learning and employment opportunities. • Enhanced quality and availability of affordable housing options.
An Independent West Dunbartonshire	<ul style="list-style-type: none"> • Adults and older people are able to live independently in the community. • Quality of life is improved for our older residents. • Housing options are responsive to changing needs over time.
A Nurtured West Dunbartonshire	<ul style="list-style-type: none"> • All West Dunbartonshire children have the best start in life and are ready to succeed. • Families are supported in accessing education, learning and attainment opportunities. • Improved life chances for all children, young people and families.
An Empowered West Dunbartonshire	<ul style="list-style-type: none"> • We live in engaged and cohesive communities. • Citizens are confident, resilient and responsible. • Carers are supported to address their needs.
A Safe West Dunbartonshire	<ul style="list-style-type: none"> • Improved community justice outcomes ensure West Dunbartonshire is a safe and inclusive place to live. • All partners deliver early and effective interventions targeted at reducing the impact of domestic abuse. • Residents live in positive, health promoting local environments where the impact of alcohol and drugs is addressed. • Our residents are supported to improve their emotional and mental health and wellbeing.

⁷ Scottish Government (2018) Fairer Scotland Action Plan 2018 Progress Report: <https://www.gov.scot/publications/fairer-scotland-action-plan-progress-report-2018/> (accessed 27/12/2018)

Community Planning West Dunbartonshire Delivery Improvement Groups

The Equalities (Scotland) Act 2010 and Socio Economic Duty (Fairer Scotland Duty- Apr 2018) places a legal responsibility on public bodies in Scotland to actively consider ('pay due regard' to) how they can reduce inequalities of outcome caused by socioeconomic disadvantage, when making strategic decisions.

Each priority is supported by a suite of outcomes that are the focus of activity in thematic Delivery and Improvement Groups (DIGs) that will be measured through a performance and improvement monitoring framework.

It is anticipated that all national and local policy and partner strategies and plans will be aligned to the vision and aspirations set out in the West Dunbartonshire Local Outcome Improvement Plan: Plan for Place'.

The scope and breadth of the requirements in the Child Poverty (Scotland) Act 2017 means, however, that the other Delivery Improvement Groups in Community Planning West Dunbartonshire will have an interest in its progress. This includes, but is not limited to, for example:

- The Flourishing DIG with its interest in employability support in the context of 'No One Left Behind'⁸;
- The Empowered DIG, with its interest in delivering 'The Community Empowerment (Scotland) Act 2016'⁹; and
- The Independent DIG, with its emphasis on supporting the health and quality by, for example, the provision of access to financial capability support within GP practices and other community health settings.

Nurtured Delivery Improvement Group

The Local Child Poverty Report in West Dunbartonshire draws support from and contributes to a number of the Delivery Improvement Group priorities, most notably the 'Nurtured' DIG.

The Nurtured DIG brings together representatives from Education Services, Community Learning, Health and Social Care, the Emergency Services Working 4U (Housing, Employability, Learning and Benefit and Debt advice) and Third Sector Partners.

The Nurtured DIG is responsible for developing the 'Integrated Children Services Plan' which has actions and priorities based on national and local policy, including 'The Children and Young People (Scotland) Act 2014'¹⁰.

The Act is wide ranging and includes key parts of the *Getting it Right for Every Child* approach, commonly known as GIRFEC. Wellbeing sits at the heart of the GIRFEC approach and reflects the need to tailor the support and help that children, young people and their parents are offered to support their wellbeing.

⁸ Scottish Government (2018). 'No One Left Behind: Next Steps for Employability Support' <https://www.gov.scot/publications/one-left-behind-next-steps-integration-alignment-employability-support-scotland/> (Accessed 27/12/2018)

⁹ Scottish Government (2015) 'The Community Empowerment (Scotland) Act 2015.' <https://www.gov.scot/policies/community-empowerment/> (Accessed 27/12/2018)

¹⁰ Scottish Government (2014). 'The Children and Young People (Scotland) Act 2014' <https://www2.gov.scot/Topics/People/Young-People/gettingitright/wellbeing> (Accessed 27/12/2018)

The West Dunbartonshire '*Integrated Children Services Plan*' has been developed within the context of GIRFEC and includes analysis and priority actions that are set around the SHANNARI wellbeing Indicators and ensuring that adverse childhood experiences are taken into account (ACES) when planning service delivery.

The '*West Dunbartonshire Local Child Poverty Action Report: Improved Life Chances for all Children, Young People and Families*' will be developed within the context of the West Dunbartonshire 'Nurtured' Delivery Improvement Group's priorities and will reflect the work being carried out through *the Children Services Plan*.

7. West Dunbartonshire Child Poverty Report Delivery Framework

The West Dunbartonshire *Local Child Poverty Action Report: Improved Life Chances for all Children, Young People and Families* has been developed within the context of the Community Planning West Dunbartonshire infrastructure with its mission to ensure:

West Dunbartonshire is a Good, Place to Work, Live and Visit.

The mission for the West Dunbartonshire 'Nurtured' Delivery Improvement Group is to support the continued development of a nurtured West Dunbartonshire.

The specific aims of the Nurtured Delivery Improvement Group are to ensure:

- *All West Dunbartonshire children have the best start in life and are ready to succeed.*
- *Families are supported in accessing education, learning and attainment opportunities.*
- *Improved life chances for all children, young people and families.*

The West Dunbartonshire *Local Child Poverty Action Report: Improved Life Chances for all Children, Young People and Families* will be delivered within the context of community planning in West Dunbartonshire.

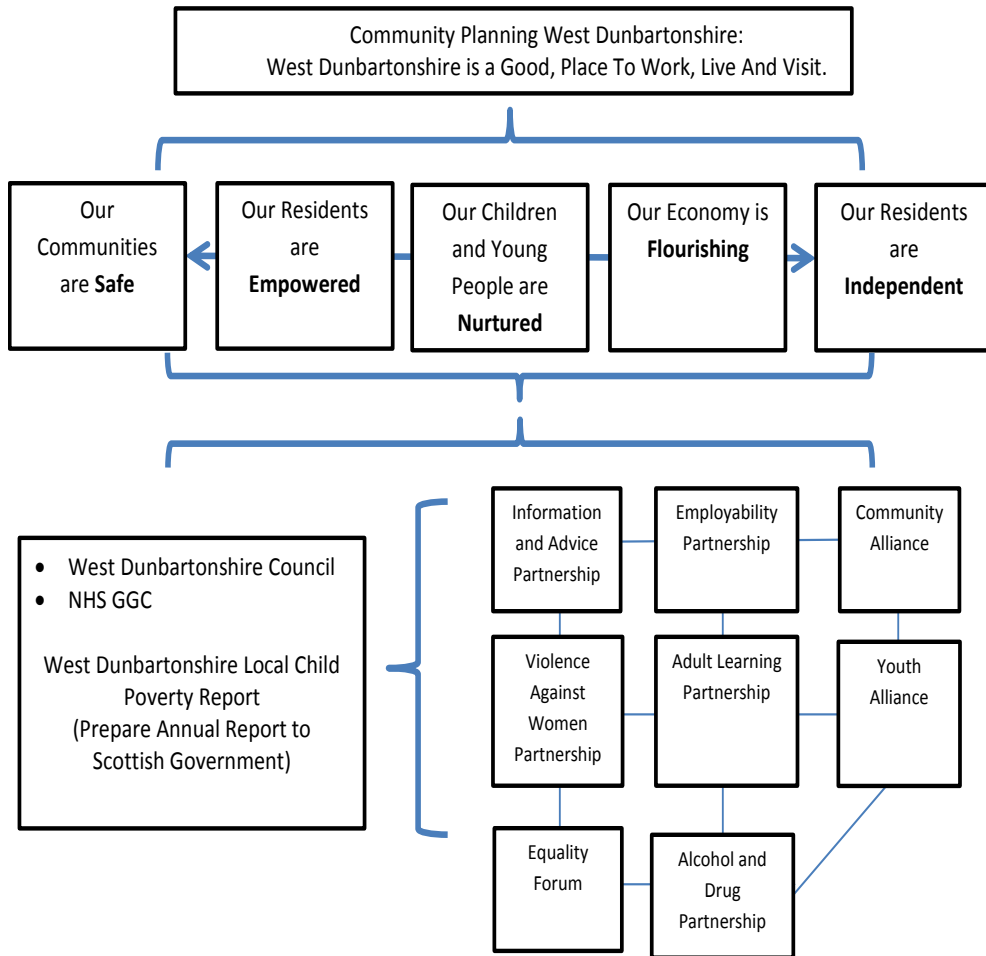
We have set specific objectives that are designed to address the drivers of poverty.

These objectives are to work with partners to:

- *maximise income through employment for families with children affected by poverty and disadvantage;*
- *maximise income through welfare benefits for families with children affected by poverty and disadvantage;*
- *reduce the cost of living for families with children affected by poverty and disadvantage;*
- *maximise access to training and learning opportunities for families with children affected by poverty and disadvantage;*
- *maximise the impact of public sector investments through focussed recruitment and by capitalising on opportunities from community benefit.*

The main relationships between the Delivery Improvement Groups and key strategic partners are illustrated in the following section:

Managing the Local Child Poverty Report



Strategic Direction

Community Planning West Dunbartonshire Partnership and NHS Greater Glasgow and Clyde will provide strategic oversight and scrutiny to ensure the West Dunbartonshire Local Child Poverty Report not only complies with the statutory requirements within the Child Poverty (Scotland) Act but also makes a real contribution to addressing child poverty in West Dunbartonshire.

Management and Activity Reporting

Each Delivery Improvement Group consists of representation from key strategic partners and has responsibility for specific policy and strategic areas and will have an interest in the various components of the West Dunbartonshire Local Child Poverty Report. The Nurtured Delivery Improvement Group will play a lead role in development, delivery and monitoring progress of actions within the Local Child Poverty report. The Nurtured DIG is also lead group, among other strategic management responsibilities, for the *Integrated Children Services Plan* and the *Community Learning and Development Plan*.

Report Responsibility and Support

The responsibility for the local child poverty report lies with West Dunbartonshire Council and NHS Greater Glasgow and Clyde. Working 4U staff members will take responsibility for compiling the annual report with support from staff at NHS GG&C.

Delivery

Each of the key partners within and beyond West Dunbartonshire Council and Health Services will contribute towards the child poverty objectives. The Key partners will also contribute towards activity that will address child poverty through the various local partnership structures/organisations. These partnerships draw membership from public, private and third sector organisations.

Timescales

The first draft report will be presented to the NHS GG&C Board through the Public Health Committee in April 2019. This will also be presented to the Nurtured Delivery Improvement Group, Community Planning West Dunbartonshire Partnership Board and West Dunbartonshire Council Housing and Communities Committee in programmed meetings in April/May 2019.

The Final West Dunbartonshire Child Poverty Report will be published in **June 2019**.

8. What We Are Doing – Good Practice Case Studies

We have produced four case studies to illustrate the breadth of the work currently undertaken in West Dunbartonshire to address child poverty.

Working 4U – Integrated Case Managed Support- Maximising Income

Working4U is a West Dunbartonshire Council service which is part of the Housing and Employability Service. This integrated service that supports residents to improve their quality of life, skills, learning and financial situations and assist them to secure and stay in employment. The specialist components of Working 4U's services are:

Learning and Development.

Learning and Development primarily supports disadvantaged or vulnerable groups and individuals of all ages to engage in learning, with a focus on bringing about positive change in their lives. This covers a wide range of activity, such as youth work, family and adult learning, including adult literacy and English for Speakers of Other languages (ESOL). Working 4U is responsible for the Community Learning and Development three year plan.

Employability

Employability encompasses all the things that enable people to increase their chances of getting a job, staying in a job, and progressing further in work. Working 4U's approach adapts national approaches to the specific context in West Dunbartonshire and is flexible enough to adopt a 'whole person approach'.

Information and Advice

Information and Advice is set within the policy context designed to support a flourishing Scottish economy and help people to lead productive lives in safe and secure communities. Working 4U pursues this through the provision of debt counselling, income maximisation support, money advice and welfare benefit advice services.

In addition, Working 4U manages and coordinates the *West Dunbartonshire Information and Advice Partnership*. The Partnership was set up to co-ordinate existing services to identify and pursue more effective and efficient services and was responsible for establishing the local plan to address issues emerging from welfare reform and the introduction of Universal Credit

In the period from April 2018 to March 2019, Working 4U:

- Assisted 430 people to secure employment, including 83 apprenticeships;
- Supported residents to maximise benefits income by £9.8million;
- Supported residents to manage £3.4m of debt.

'Help Us Help You' Campaign- Reducing Costs

West Dunbartonshire Council is determined to reduce the rent arrears burden among council tenants in West Dunbartonshire and has initiated a number of actions to pursue this aim. This includes the '*Help Us Help You*' campaign.

The general approach centres on preventative action that brings together a number of agencies and services as a single temporary '*Help Us Help You*' Action Team. The team consists of West Dunbartonshire housing officers and Corporate Debt Team members, Working 4U Employability case workers and West Dunbartonshire Citizens Advice Bureau (energy efficiency team). The team focusses on vulnerable tenants and provides comprehensive support to:

- address emerging and growing rent arrears;
- address general debt issues and financial hardship;
- maximise benefits;
- reduce the cost of living (energy efficiency); and
- facilitate access to learning and work opportunities.

On the week beginning Monday the 29th October the '*Help Us Help You*' action team was mobilised and focussed its efforts on council tenants residing in a set of five multi storey flats in North Drumry (Cleddans View, Duncombe View, Garscadden View, Gleniffer View and Peel View).

During the course of the week the '*Help Us Help You*' Action Team prioritised their efforts and visited 165 of 203 dwellings considered to be medium to high risk. Over the five day period the team provided 47 tenants with support. As a result of the campaign:

- 29 tenants discussed and made arrangements to address rent, council tax and sundry accounts (rechargeable repairs, community alarms), seven of these tenants received support from Working 4U Money to support them to maximise benefit income;
- Three tenants received support from the team to address financial hardship issues (food and utilities);
- Four tenants received support on energy efficiency; and
- Two accessed employability support.

As a result of the approach we learned:

- It is important to focus on a limited catchment (140 – 180 tenancies) to manage the workload that will require multiple visits- not all tenants will be receptive to the approach;
- Pre start marketing is critical - The role of caretakers communicating forthcoming/ongoing activity and encouraging participation is vital to success, this is a role that could be taken on by the community council and/or Tenants and Resident Association in other areas;
- Good ICT connectivity will maximise service access and allow staff to intensify support.

These lessons will be applied to future campaigns that will be conducted on a quarterly basis.

Family Opportunity Hubs – No One Left behind

The West Dunbartonshire Family Opportunities Hub is a collaborative effort between West Dunbartonshire Council, 'Housing and Employability Service' (Working 4U) and West Dunbartonshire, 'Education Services' which are partly funded through European Social Funds and Scottish Attainment Challenge Funds.

The Hubs are located in two secondary schools in West Dunbartonshire ('Our Lady and St Patrick's' and 'Clydebank High School') with support extended to local primary schools. The Hubs directly employ five members of staff with experience of employability and welfare rights services.

The aim is to provide support for families, particularly those on the verge of crisis, to stabilise their family circumstances and help their children to meet the demands of the school day.

The Team uses of a broad assessment tool on a 1:2:1 basis to identify and address issues that contribute to poverty. This self-assessment that explores issues such as:

- **'Pockets'**, - maximising household resources/income from benefits and addressing debt;
- **'Prospects'** tackling the underlying barriers that prevent people from capitalising on opportunity, for example issues related to health and well being, numeracy/literacy, confidence, skills;
- **'Place'** addressing place based issues that act as a barrier to inclusion and progression, for example, cost of living, energy efficiency housing and community based issues.

Tailored, customised support includes a combination of intensive general and specialist advice on money, welfare, fuel and financial services as well as improving financial capability, access to affordable products and support to develop a proactive and preventative approach to financial problems. As a result the intervention will improve financial inclusion and increase financial capability for the target client groups.

In addition we also facilitate access to, and deliver, training and learning that will focus on language skills, literacy, numeracy and vocational and non vocational skills that will allow participants: to make a positive contribution to their own and the development needs of their families; contribute to their local community, engage with government initiatives (for example, addressing health issues and complying with demands of Universal Credit and Welfare Reform); and consider, compete for, and remain in employment.

During the period April 2018 to March 2019, the Family Opportunity Hub Team supported:

- 100 people to develop an action plan to improve their circumstances;
- 18 people with literacies or confidence building
- 27 people to address their financial circumstances
- 14 people to receive fuel poverty assistance
- 9 people to secure employment

No Home for Domestic Abuse – No One Left behind

West Dunbartonshire has a higher than average incidence of domestic abuse. Figures from Police Scotland show 1,395 recorded incidents of domestic abuse were reported in West Dunbartonshire last year and 186 households presented to the Council as homeless. This has the potential to have devastating consequences on families with children.

As such West Dunbartonshire Council has established a procedure to tackle domestic abuse. This procedure follows two main routes of action and are based on the consent of the victim(s).

These two action points are:-

- Offering the victim and any dependant/s legal claim back to the matrimonial home via Matrimonial Homes Act (Scotland) 1981; and
- Identifying and pursuing appropriate legal restriction to tackle behaviour of the offender.

The procedure is built an approach that is designed to protect victims and change the behaviour of perpetrators by the combined use of Multi Agency Risk and Communications Committee' model (MARAC) and a Multi-Agency Tasking and Co-ordination (MATAC) process.

The MARAC model involves a thorough risk assessment in all reported cases of domestic abuse to identify those at highest risk and to establish the foundation for a multi-agency approach.

This is complemented by the MATAC process that aims to identify and target the most harmful perpetrators through analysis of incidents, their frequency and gravity of offending. Identified perpetrators will be referred into the MATAC process where a bespoke set of interventions will be established using a '*Domestic Abuse Toolkit for West Dunbartonshire*'.

The No Home for Domestic Abuse service, whether MARAC or MATAC offers

- a comprehensive, confidential assessment of accommodation and support needs;
- advice, assistance and housing options as well as advice on rights as a homeless person;
- temporary or permanent accommodation as appropriate or where required
- access to specialists support services such as Women's Aid and Cara Project;
- access to benefits and debt and money advice to maximise income and reduce the burden of debt.

9. Investment in Addressing Child Poverty

The funding for activity comes from a complex range of sources, including:

West Dunbartonshire Funding: Child Poverty Activities (Broad Estimates)	
Source of Funding	Estimated Value
West Dunbartonshire direct funding for service provision – (for example, Housing, Education, Working 4U (Employability, Welfare and Community Learning) and additional funding for Third Sector strategic Partners (Information and Advice and Youth Activities);	£2million each year
West Dunbartonshire Council direct investment for apprenticeships;	£1million over four years
European Social Funding (Including West Dunbartonshire Council match funding for 'The Employability Pipeline, Poverty and Social Inclusion); Delivered by Working 4U.	£0.65m each year
Scottish Government (Pupil Equity Funding and Scottish Attainment Challenge- managed by West Dunbartonshire Council Education Services) – possible funding from Scottish Government will include funds for delivery of child poverty action plan actions associated with in-work support for ' <i>Families in Work</i> '; Education Services supported by third sector partners.	£0.1m each year (partner projects with Working 4U)
SDS National Training Programme Funding – Activity Agreements, Foundation Apprenticeships, Employability Fund, Modern Apprenticeships and Third Sector Challenge Funding. Local delivery partners include West Dunbartonshire Council and third sector organisations	Approx. 0.6million Excluding Third sector Challenge Fund
DWP – Universal Support (service support to aid Universal Credit claimants up to point of successful claim)- Delivered by West Dunbartonshire Citizens Advice Bureau	£40,000 each year (18 months)
A range of miscellaneous support for one off project support – (Improvement Service – to embed employability/welfare rights services in GP surgeries and Energy Awareness (CAB), Cashback for Communities	£18,000 £30,000 £20,000
Funds for the development of the Local Child Poverty Report	£4,000

These are very broad estimates, used to provide an indication of the relative scale of activity that is outlined in the tables of Key Actions.

10. West Dunbartonshire – Key Actions and Progress Indicators

There are a number of actions that are appropriate for inclusion in 'Improved Life Chances for all Children, Young People and Families': West Dunbartonshire: Local Child Poverty Action Report. These actions centre on the key drivers and will contribute to maximising income, reducing the cost of living and maximising opportunities from public sector investment. The key actions are supported by a number of milestones with progress indicators developed to demonstrate achievements.

The Key actions and progress indicators in the forthcoming period are...

A. West Dunbartonshire Key Comparative Indicators

1 West Dunbartonshire Key Comparative Indicators		2018/19		2019/20	
Code		Value	Target	Value	Target
CED/PPP/007	Employment rate	72.08%	71.75%		72%
H&E/W4U/034	Out of work benefit claimants	2,086			
H/H&CS/054	% of all homeless cases re-assessed within 12 months (repeat homelessness)	4.90%	4.80%		4.8%
SECON07	Proportion of people earning less than the living wage	18.40%	19.50%		17.40%
SP/1722/06	Percentage of Households in Fuel Poverty	22%	24.50%		24%
SP/1722/07	Percentage of Children living poverty (after housing costs)	26.50%	26%		25.75%
SP/1722/09	% of households that are workless	22.65%	22%		21.90%

B. Maximise Income through Employment

Actions

Code	Title	Due Date
Previous Year		
E/1718DP/DYW/09	Develop and implement refinements to the Senior Phase curriculum to increase options for employment	30-Jun-18
H&E/1819/W4U/004	Continued development of Working 4U employability and learning services	31-Mar-19
Going Forward		
H&E/1920/W4U/03	Address Barriers to Opportunity ensuring no one left behind by delivery of Phase 2 European Funding Employability Pipeline.	31-Mar-20
LOIP/F/1727/17	Deliver the 'Scotland's' young workforce programme	30-Jun-18
LOIP/F/1727/18	Develop and implement refinements to the Senior Phase curriculum to increase options for employment	30-Jun-18
LOIP/F/1922/05	Maintain and reinforce West Dunbartonshire employability pipeline	31-Mar-22
LOIP/F/1922/12	Improve joint working on employability	31-Mar-22
LOIP/F/1922/13	Strengthen education measures to support employability and employment initiatives	31-Mar-22

Progress Indicators

Code	Performance Indicator	2018/19		2019/20	
		Value	Target	Value	Target
H&E/W4U/001AE	Number of local people receiving support through Working4U Adult Employability	679	615		652
H&E/W4U/001YEL	Number of local people receiving support through Working4U - Youth Employability & Literacies	172	120		127
H&E/W4U/002/AE	Number of Local People receiving support from Working4U Adult Employability with a disability or health issues	261	227		241
H&E/W4U/002YEL	Number of Local People receiving support from Working4U - Youth Employability & Literacies with a disability or health issues	n/a	60		64
H&E/W4U/010	Number of local people entering employment through Working 4U	459	357		378

Code	Performance Indicator	2018/19		2019/20	
		Value	Target	Value	Target
H&E/W4U/013	Number of local people in employment six months after leaving	241	202		214

C. Maximise Income through Benefits

Actions

Code	Title	Due Date
Previous Year		
H/HOM/17-20/014	Roll out the new Housing, Homelessness, Addiction, Partners Referral Pathway	31-Mar-18
H/18-19/SSHC/035	Develop and implement a mitigation plan for full roll out of Universal Credit	31-Mar-19
Going Forward		
H&E/1920/W4U/08	Maximise service opportunities and outcomes through partnership planning and working with strategic stakeholders in community learning, employability and advice information services	31-Mar-20
H&E/1920/W4U/10	Maximise Income for West Dunbartonshire residents by supporting them to secure full benefit entitlement	31-Mar-20
H/HOM/17-20/015	Review and update existing partnership protocols (to address homelessness)	31-Mar-20
H/HOM/17-20/021	Mitigate the effects of aspects of welfare reform where this is appropriate	31-Mar-20
LOIP/F/1922/11	Develop the capacity of advice available through partnership working in West Dunbartonshire to meet the emerging challenges Universal Credit	31-Mar-22
LOIP/I/1922/16	Seek to develop supported housing solutions for younger adults with complex needs	31-Mar-21

Progress Indicators

Code	Performance Indicator	2018/19		2019/20	
		Value	Target	Value	Target
CS/FICT/LPI007	Percentage of new claims outstanding over 50 days.	4%	5%		5%
CS/FICT/LPI008	Percentage of new claims decided within 14 days of receiving all information.	86%	90%		90%
CS/FICT/LPI009	Percentage of Rent Allowance claims paid on time or within 7 days of decision being made.	n/a		n/a	
H&E/W4U/001FI	Number of local people receiving support through Working4U-Money	4,616	3,767		4,000
H&E/W4U/002FI	Number of Local People receiving support from W4U Money with a disability or health issues	3,128	694		2,815
H&E/W4U/018	Total Number of Cases supported by Working4U Money	6,202			4,513
H&E/W4U/019	Total Value (£) of Income Generated	£10,4m			£9,8m
H&E/W4U/023	Number of expectant mothers receiving support for income maximisation	53	48		48
H&E/W4U/024	Number of families with children receiving support for income maximisation	548	493		493
H&E/W4U/025	Total value of income generated for expectant mothers and families with children	1,36m	1,1m		1,1m
H&E/W4U/029	Number of Appeal Representations (Maximising Benefits)	138	123		123
H&E/W4U/030	Number of Mandatory Reconsideration Before Appeal Representations (Maximising Benefits)	156	117		117

D. Reduce the Cost of Living

Actions

Code	Title	Due Date
Previous Year		
CA/WDC/2510/006	Introduce measures to address period poverty within schools and the wider community	30-Nov-18
Ongoing /Going Forward		
E/1819DP/PFE/04	Increase provision of out of hours and holiday programmes	31-Mar-19
H&E/1718/ASB/002	Implement campaign to challenge domestic abuse in Council homes	31-Mar-18
H&E/1819/HD&H/002	Maximise the delivery of new affordable housing in West Dunbartonshire through More Homes Better Homes West Dunbartonshire approach	31-Mar-19
H&E/1819/W4U/001	Develop and maintain Information and Advice partnership	31-Mar-19
H&E/1819/W4U/002	Continued development of Working 4U Information and Advice Services	31-Mar-19
H&E/1920/W4U/12	Reduce cost of living for West Dunbartonshire residents	31-Mar-20
H/18-19/SSHC/036	Relaunch the "Help Us to Help U with Rent" campaign and include article in autumn Housing News	31-Dec-19
H&E/1920/HO/03	Digital inclusion – carry out review of provision of wifi inclusion into new build properties and priority areas of deprivation	31-Mar-20
E&N/19-20/001	Review the implications of new school meals legislation for WDC and identify any specific actions in response	31-Mar-20

Progress Indicators

Code	Performance Indicator	2018/19		2019/20	
		Value	Target	Value	Target
H&E/W4U/018	Total Number of Cases supported by Working4U Money	6,202			4,513
H&E/W4U/026	Number of expectant mothers receiving support to manage debt	3	3		3
H&E/W4U/027	Number of families with children receiving support to manage debt	135	120		120
H&E/W4U/032	Value (£) of new debt managed	£4,4m	£3,4m		£3,4m

Code	Performance Indicator	2018/19		2019/20	
		Value	Target	Value	Target
H&E/W4U/035	Number of instances of young people participating in diversionary activity	685	500		500
CED/PPP/012	Percentage of local people with increased or sustained income through reduced debt liability/debt management	94%	80%		80%

E. Improve Access to Opportunity

Actions

Code	Title	Due Date
Previous and Ongoing		
H&E/1819/W4U/003	Work with external partners to establish access to a range of employment, training and learning opportunities	31-Mar-19
H&E/1819/W4U/004	Continued development of Working 4U employability services	31-Mar-19
H&E/1819/W4U/005	Work with external partners through the Youth Alliance and Adult learning partnership to establish access to a range of learning opportunities for all ages	31-Mar-19
H&E/1819/W4U/006	Continued development of Working 4U learning services	31-Mar-19
H&E/1920/W4U/01	Address Barriers to Opportunity ensuring no one left behind by delivery of W4U (Learning) Learning Services and community learning plan.	31-Mar-20
H&E/1920/W4U/02	Address Barriers to Opportunity ensuring no one left behind by delivery of Phase 2 European Funding: 'Poverty and Social Inclusion' Programme.	31-Mar-20
LOIP/F/1727/18	Develop and implement refinements to the Senior Phase curriculum to increase options for employment	30-Jun-18
LOIP/F/1922/06	Maintain and reinforce delivery of community learning and development plan	31-Mar-22
LOIP/F/1922/13	Strengthen education measures to support employability and employment initiatives	31-Mar-22
LOIP/N/1727/06	Extend SDS service offer under Developing the Young Workforce to include group work and 1:1 sessions	31-Mar-18
LOIP/N/1727/08	Improve positive destination outcomes for all young people	31-Mar-18
LOIP/N/1922/01	Continue to focus on increased uptake of universal programmes.	28-Mar-22

Progress

Code	Performance Indicator	2018/19		2019/20	
		Value	Target	Value	Target
H&E/W4U/008	Number of unique individuals participating in courses across Working4U services targeted at improving literacy and numeracy.	184	140		170
H&E/W4U/004	Number of Young people in NEET group supported by Working4U	343	163		334
H&E/W4U/005	Number of local people entering education or training	1,180	677		951
H&E/W4U/007	Number of local people gaining an accredited qualification	824	530		562
H&E/W4U/011	Number of people involved in volunteering activity to deliver Working4U services.	121	100		100

F. Maximise Impact of Public Sector Investment

Actions

Code	Title	Due Date
Previous/Ongoing		
H&E/1819/W4U/003	Work with external partners to establish access to a range of employment, training and learning opportunities	31-Mar-19
H&E/1819/W4U/007	Develop the apprenticeship programme that maximises use of available resources.	31-Mar-19
H&E/1920/W4U/11	Maximise opportunities for local people from public sector investment and in-work progression (Inclusive Growth)	31-Mar-20
H/HOM/17-20/001	Through More Homes Better Homes Approach – Increase the supply of new build housing to help meet housing need	31-Mar-20
H/HOM/17-20/002	Review approach to ensuring that children are not adversely affected by homelessness	31-Mar-20
H/HOM/17-20/004	Tackle and reduce the levels of youth homelessness in West Dunbartonshire	31-Mar-20
H/HOM/17-20/005	Ensure that homelessness is avoided from households in Scottish Secure Tenancies	31-Mar-20
H/HOM/17-20/016	Develop an approach so homeless households & those at risk of homelessness get prompt/easy access to advice re income maximisation & employment/training opportunities	31-Mar-20
H/HOM/17-20/021	Mitigate the effects of aspects of welfare reform where this is appropriate	31-Mar-20
H/HOM/17-20/022	Through effective service delivery minimise incidences of repeat homelessness	31-Mar-20
H/HOM/17-20/023	Identify and implement appropriate actions to increase the tenancy sustainment rate of homeless households	31-Mar-20
H/HOM/17-20/024	Review and develop partnership approach in place for those affected by domestic abuse	31-Mar-20
H/RRTP/19-24/004	PRS Option - launch of "Help to Rent West Dunbartonshire"	31-Mar-20
H/RRTP/19-24/027	Create defined Pathways for the following groups: Prison Leavers, Leaving Care, Armed Forces, Hospital Discharge, Domestic Abuse, LGBT+, Autism	31-Mar-20
H/RRTP/19-24/036	Review and continue Conversion Programme	31-Mar-22
H/RRTP/19-24/040	Develop and extend Housing First to 15 service users	31-Mar-20

Code	Title	Due Date
LOIP/F/1727/15	Increase the number of employers employing a Modern Apprentice by 30%	31-Mar-19
LOIP/F/1922/15	Affordable Housing delivery and Quality	31-Mar-22
RES/1718/PR/001	Develop and implement procurement plan to deliver community benefits through procurement processes	30-Aug-18
NHS Equalities	Promote NHS career opportunities and pathways into NHS employment	Mar 2020

Progress

Code	Performance Indicator	2018/19		2019/20	
		Value	Target	Value	Target
ED/PPI/001	Percentage of young people entering Foundation Apprenticeships	n/a	n/a		20%
H&E/W4U/006FA1	Number of young people accessing the W4U SDS Foundation Apprenticeship Programme	N/A	0		15
H&E/W4U/006MA1	Number of local people accessing W4U SDS MA Programme Contract	53	50		53
H&E/W4U/006MA2	Number of residents accessing Apprenticeships in the private sector	60	30		32
H&E/W4U/006MA3	Number of local people being supported through W4U SDS MA Programme	89	80		85
H&E/W4U/009	Number of Employability Fund opportunities provided	43	43		46
H&E/W4U/012MA	Number of local people in employment six months after leaving the Apprenticeship programme	32			
RES/PRO/099	Percentage of social benefits contracted against total contracts tendered (Above £50k)	15%	100%		100%

11. Child Poverty Development Priorities – A Step Change

Through review of strategic and policy priorities and consultation a number of potential actions and projects have been identified. These potential actions could contribute towards continuous development, improvement and will represent a step change in our approach.

Development Actions to Address Child Poverty			
Action	Potential Lead	Measure of Success	Timescale - start
Stage a West Dunbartonshire wide event to understand experience and views of people with lived experience of poverty (Pledge for Poverty) Raise Awareness	West Dunbartonshire CPP – Empowered Delivery Improvement Group	Child Poverty Pledge developed Number signing to pledge Numbers attending Numbers attending reporting increased awareness of issues	One off event- June 2019
Embed the reducing the cost of school day project (reduce cost of living)	Education Services	Process established Information events Number of families benefitting	August 2019
Establish activity consistent with Scottish Government child poverty employability action plan (in work support) (maximise income through work)	(working with Scottish Government – Employability Unit) Thriving DIG Working 4U Strategic Employability Group	Financial resources Secured Number of parents supported Number of parents with additional salary	November 2019
Review uptake of school clothing grant to maximise take up through automation of payments (reduce cost of living)	Nurtured DIG Education Services WDC Corporate Services	Increased proportion of eligible children taking up free school meals Value of increased take up	August 2019
Develop working relationship with third sector community organisations providing access to food	Working 4U – (establishing grant support process for West Dunbartonshire Council’s investment)	Number of additional people receiving support	August 2019
Embed process and management for effective use of community benefits from procurement (employment for target groups) (maximise impact of public sector)	Thriving DIG/Nurtured DIG Working 4U/ Education Services Strategic employability group	Number of contracts managed Number of jobs for target group Number of apprenticeships	November 2019

Development Actions to Address Child Poverty			
Action	Potential Lead	Measure of Success	Timescale - start
Build on and develop referral process between maternity and health visiting services and money advice services and establish effective referral procedure with social care. (maximise Income)	Nurtured DIG NHS GG&C Working 4U Information and Advice partnership	Procedures developed Number of referrals Health and social care staff reporting ease of referral	Developed/updated procedures by September 2019
Embed money/employability advice in GP Practices (maximise access to services – income max and debt management)	(working with Improvement Service) Independent DIG Working 4U WD CAB Information and Advice partnership	Procedures established Staff operating from GP practices Number of patients supported Value of maximised income Value of debt managed	March 2020
Targeted campaign to raise awareness of Universal Credit among child poverty target groups (maximise income)	Nurtured DIG Working 4U West Dunbartonshire Information and Advice Partnership	Number of sessions Number attending Number reporting increase in awareness of Universal Credit expectations	April 2020
Further development of joint approach to school holiday programme (reduce cost of living)	Nurtured DIG Education Services/Working 4U/ Ysorit West Dunbartonshire Youth Alliance.	Number of activities Number of participants	March 2020