

# THE LAST PHOTO




**BERNARD SMITH**

**PENGUIN READERS**

PEARSON EDUCATION S.A.  
MUESTRA PARA EVALUACION  
PROHIBIDA SU VENTA  
O COMERCIALIZACION





It is Saturday afternoon. Martin and his sister Pam are in Cambridge for the day.

They are looking at the beautiful old buildings of this University City.

Pam has a camera with her. She likes taking photos and sometimes they are very good. But sometimes they are not very good and Martin laughs at them.




It is five o'clock. Pam and Martin are going home now. They are tired after their long day. They are in the garden near the bus station. "Let's have a last photo of you," says Pam.

"Oh no, not again," says Martin.

"Come on," says Pam. "It's the last one. I want to finish the film in my camera."






“Oh, all right,” says Martin.

He stands in front of the flowers.

“Look at me,” says Pam and takes a photo.

A man with a big rucksack on his back walks between Pam and Martin.

“Oh no,” says Pam. “Now I’ve got a picture of that man, not of you, Martin.”



The man looks at Pam. He is angry. He goes across the road without a word.

“That man isn’t very nice, is he?” says Martin.

“No,” says Pam. “And that was the last picture on the film, too.”

The man with the rucksack on his back goes into the bus station. He has got sunglasses and a blue hat.





“Come on,” says Martin. “Let’s find our bus.”

They go into the bus station.

“Look,” says Martin. “There’s that man again. He’s getting into that bus. He’s going to Aberdeen. That’s in Scotland.”

“Good,” says Pam. “Far from here and far from me!”  
She is angry with the man.



Three days later, on Tuesday, Pam has got her photos from the shop.

“Look at these,” she says to Martin. “They’re the photos of us in Cambridge.”

“Oh, these are all very good,” says Martin.

“But not this last one,” says Pam. “Look, it’s that man with the rucksack.”





In the photo the man is in front of Martin. You cannot see Martin behind the man's rucksack.

“Wait a minute,” says Martin. “I know that face. It’s in the newspaper. Have you got it?”

“Today’s newspaper?” says Pam. “Yes, it’s here. Why?”

“Yes, here he is. Look at this picture,” says Martin.

Pam looks at the photo in the newspaper.



“Who’s that?” she asks.

“It says in the paper his name’s Alan Rook,” says Martin. “And he works in a bank in London. But on Monday morning – yesterday morning – no Alan Rook! The people at the bank don’t know where he is. And they say he’s got a hundred thousand pounds with him. The police are looking for him, too.”





“But is that the man in my photo?” asks Pam. “He hasn’t got a beard and he hasn’t any hair.”

“Look at his ears. Look at his nose,” says Martin. “It’s him. I know it is.”

Martin has an idea. He takes a pencil and starts to draw on the newspaper.

“What are you doing?” asks Pam.




“Look,” says Martin. “I’m putting dark glasses and a two-day beard on the man in this photo. Now I’m drawing a hat on his head. See? Now look at the two pictures.”

“You’re right,” says Pam. “It’s him. It’s Alan Rook.”

“Come on,” says Martin. “Let’s take these pictures to the police.”





At the police station Pam and Martin speak to a policeman.

They put Pam's photo and the newspaper on the table and they tell their story.


"That's Alan Rook," says the policeman. "In Cambridge at 5 o'clock on Saturday. The big question is – where is he now?"



“We think we know. He’s in Scotland, in Aberdeen,” says Pam. “Or he’s near there.” They tell the policeman about the man and the bus to Aberdeen.

“He’s got a rucksack and a tent on his back in the photo,” says the policeman. “He isn’t living in a hotel. He’s camping. If we’re lucky, he’s still in Scotland. I must make a telephone call.”





The policeman telephones the police station in Aberdeen.

“Alan Rook’s in Scotland,” he says. “We think he’s camping near Aberdeen. He’s got a short beard now.” The next day the police in Aberdeen find Alan Rook in a tent in the mountains near Aberdeen. The money from the bank is in his rucksack.



The next morning Pam and Martin's story is in all the newspapers.

There is Pam's photo of Alan Rook at the bus station. There is a picture of Martin and Pam, too.

In the newspaper it says:

CAMERA GIRL GETS PHOTO OF ROOK

POLICE IN ABERDEEN FIND BANK MONEY





The people at the bank are very happy. They give Pam and Martin a thousand pounds.

“My last photo’s a good one after all,” laughs Pam.

“Now I can buy a very good new camera.”

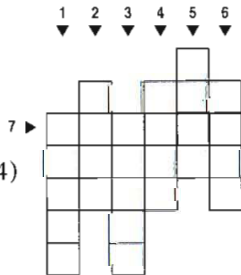
## Questions

- 1 Why is Cambridge a nice place to visit? (page 1)
- 2 Where does Pam take the last photo on the film? (page 2)
- 3 What is the man wearing? (page 4)
- 4 Where is the man going on his bus? (page 5)
- 5 Where does Alan Rook work? (page 8)
- 6 What does Martin draw on the newspaper? (pages 9/10)
- 7 Why don't they look for Rook in a hotel? (page 12)
- 8 How much does the bank give to Pam and Martin? (page 15)

## Puzzle

### Clues

- 1 The man is on Pam's last ..... (5)
- 2 His name is Alan ..... (4)
- 3 Pam ..... taking photos. (5)
- 4 She wants to finish the ..... in her camera. (4)
- 5 Rook has got a rucksack on his ..... (4)
- 6 They find Rook ..... Aberdeen. (4)



What is word Number 7? Write a clue for it.

### Ideas

- 1 Find these university towns and cities on a map of Britain: Oxford, Cambridge, London, Edinburgh, Durham, Leeds, Exeter, Cardiff.
- 2 Cut out some photos of famous people from newspapers and magazines and stick them on a big card. Draw hats, dark glasses, beards, etc on them to change them. Then can your friends say who they are?



**Pearson Education Limited**  
Edinburgh Gate, Harlow,  
Essex CM20 2JE, England  
and Associated Companies throughout the world.

ISBN 0 582 40282 4

First published 1989  
This edition first published 1998  
9 10

© Longman Group Limited 1989

Set in 12/20pt Life Bembo  
Printed in China  
SWTC/09

*All rights reserved; no part of this publication may be reproduced, stored  
in a retrieval system, or transmitted in any form or by any means,  
electronic, mechanical, photocopying, recording or otherwise, without the  
prior written permission of the Publishers.*

Published by Pearson Education Limited in association with  
Penguin Books Ltd, both companies being subsidiaries of Pearson Plc

For a complete list of titles available in the Penguin Readers series please write to your local  
Pearson Education office or contact: Penguin Readers Marketing Department,  
Pearson Education, Edinburgh Gate, Harlow, Essex, CM20 2JE.

# Penguin Readers Factsheets

## Teacher's Notes

# The Last Photo

by Bernard Smith



Easystarts The Last Photo

## About Easystarts

Easystarts are Penguin Readers written to the lowest level in the Penguin Readers series.

There are more than twenty titles to choose from, across a range of styles and subject matter. All titles are in full colour with carefully selected photos and/or artwork which helps to guide early learners of English. There is one page of activities at the back of each book.

Penguin Readers Easystarts provide pleasurable reading for all tastes at an appropriate level of difficulty.

## Summary

In *The Last Photo*, Martin and his sister Pam are spending a day in Cambridge, England. Pam likes taking photos, but sometimes they are not very good. At the end of the day, she takes one last photo.

The photo is one of Martin, and as she takes it, a strange man with a rucksack walks in front of Martin. This makes Pam cross. Later, they see the man get on a bus for Scotland.

Three days later, Pam looks at her photos from Cambridge with Martin. The last photo shows the man with the rucksack. Martin has an idea. He thinks that this man looks like a man in the newspaper. The policemen are looking for the man because he has a lot of money (a hundred thousand pounds) with him. It is not his money, but the bank's where he works. He shows the newspaper photo to Pam.

They take the photo and newspaper to the police station. They tell the police that they saw the man get on a bus to Scotland. The police think it is the same man too. They find him and the money.

The people in the bank are very pleased to have the money back and give Pam and Martin a thousand pounds. Pam has money to buy a good camera.

## Background and themes

**Chance:** Pam accidentally takes a photo of someone who is wanted by the police. By chance they see which bus the man goes on. Pam thinks that the last photo is a mistake, but in the end it brings her luck.

**Appearances:** Martin is able to see the same face of a stranger even when the stranger looks different.

**Police:** People who break the law often make mistakes which helps the police catch them. In this story, Rook is caught because he walks in front of a camera and his photo is taken.

## Communicative activities

The following activities on this page are whole-class, teacher-led activities which may be done after those in the Reader.

### BEFORE YOU READ

- 1 Ask the students to look at the picture on the front of the book. On the board write down any new words that they need to describe the picture e.g. photos, newspaper. Ask them to write a few sentences about who the two people are, where they are (in a kitchen) and what they are doing. Students may also like to write about what they think the story is about.
- 2 Ask the students if they are interested in photography. How do their photos look? When do they take photos? Do they like having their photo taken?

### AFTER YOU READ

- 1 Students who guessed what the story is about may like to read aloud what they wrote. The other students point out what is different about their story and the real story.
- 2 Ask the students to imagine they are policemen. Alan Rook, has been found. Now they must write a report. It must be factual and start with a time and date when Pam and Martin first walked into the police station.
- 3 Put students in pairs. Each pair chooses a sentence from the story. One student from each pair reads out the sentence that they have chosen. The other pairs must say where in the story the sentences come from, e.g. 'It comes from the beginning/middle/the end'.

As an extra task, the students could arrange the sentences out in story order. Ask each pair to stand up and make a line in order of their sentences. When done, they can read out the sentences again in order. Record this.

## Vocabulary

Here is a list of the words commonly used in the Reader.

beard camera camping bus and police station far film flowers idea laugh minute rucksack sunglasses take photos tent tired university





# Penguin Readers Factsheets

## Student's activities

### ACTIVITIES BEFORE READING THE BOOK

- 1 Point to the words which are in the cover photo. One word is not in the picture, which is it?  
photo newspaper window kitchen blue smile
- 2 What do you think the story is about? Read the back of the book then choose one of the answers below.
  - (a) The boy and girl are looking for a friend.
  - (b) The boy and girl see that there is something special about the last photo.
  - (c) The boy and girl are choosing a photo for a newspaper.
  - (d) The boy and girl are going to cook a meal.

### ACTIVITIES WHILE READING THE BOOK

- 1 Find the mistakes.
  - (a) Pam takes photos of trees.
  - (b) Pam and Martin go home at 3 o'clock.
  - (c) Martin likes Pam to take his photo.
  - (d) Martin stands next to a man with a suitcase.
  - (e) Pam is happy because she has a photo of the man.
  - (f) The man wears blue sunglasses and a black hat.

Pages 1-4

  - (g) They see the man again at the police station.
  - (h) At home, they sit in the bedroom and look at the photos
  - (i) Pam looks at the last photo and says 'Wait a minute.'
  - (j) The newspaper says £10,000 is missing.
  - (k) Martin draws on the photo.


Pages 5-9

  - (l) The man in the newspaper looks like Martin.
  - (m) The policeman's name is Alan Rook.
  - (n) Pam tells the policeman that she thinks the man is in Cambridge.
  - (o) The police find Alan Rook, but he does not have the money..
  - (p) Now Pam and Martin are in the newspaper!
  - (q) The people in the bank give Pam a new camera.
- 2 Put these words into a sentence.  
beard camping bus station rucksack sunglasses photo police station  
The man has — (a) on, and they hide his eyes. He has a — (b) on his face. He is walking to the — (c) where he wants to get a bus. He is carrying a — (d) on his back. Is he — (e) or going to a hotel? He does not know that Pam and Martin have a — (f) of him. They take the photo to the — (g).

- 3 Here are some answers. What are the questions? Use 'why?' 'who?' 'what?' and 'where?'
  - (a) Because he wants to look at the photo in the newspaper.
  - (b) His name is Alan Rook.
  - (c) 'I'm drawing on the newspaper.'
  - (d) He is in Scotland.
- 4 Practise the words for colours
  - (a) What colour is Pam's sweater on page 1?
  - (b) What colour is the man's rucksack? His tent? His hat?
  - (c) What colour is the wall in the police station?
  - (d) What is the colour of the man from the bank's hair on page 15?
- 5 Choose the correct word: *on* or *in*
  - (a) Martin draws a beard — the face of the man — the photo.
  - (b) Pam and Martin are — Cambridge. They are — a garden.
  - (c) Pam gets her photos from the shop — Tuesday. — the last photo there is a strange man.
  - (d) Alan Rook is — the mountains — Aberdeen. The money is — the rucksack.
  - (e) The rucksack is — his back. There is a lot of money — it.
  - (f) — the next morning, Pam and Martin's story is — all the newspapers.
- 6 Make some headlines using A. Finish the sentences from (B)
  - (i) The bank says
  - (ii) Do you know
  - (iii) Police go to Aberdeen
  - (iv) Bank loses
  - (a) to look for Rook
  - (b) this man?
  - (c) a lot of money
  - (d) thank you to Pam and Martin

### ACTIVITIES AFTER READING THE BOOK

- 1 Do you like the story? Find three things that are good, and three that are bad about the story. Set a time limit of ten minutes to make your answers.
- 2 Imagine you are Alan Rook. You are in a tent in Scotland. Write a letter to the bank. In the letter tell them if you are sorry, angry or happy for example.





**Pam and Martin are visiting Cambridge for the day. Pam decides she wants to finish the film in her camera and takes a photo of Martin. The photo she takes turns out to be very helpful for the police . . .**

Penguin Readers are simplified texts designed in association with Longman, the world famous educational publisher, to provide a step-by-step approach to the joys of reading for pleasure. Each book has an introduction and extensive activity material. They are published at seven levels from Easystarts (200 words) to Advanced (3000 words).

Series Editors: Andy Hopkins and Jocelyn Potter

#### NEW EDITION

	6 Advanced (3000 words)		Contemporary
	5 Upper Intermediate (2300 words)		Classics
	4 Intermediate (1700 words)		Originals
	3 Pre-Intermediate (1200 words)		
	2 Elementary (600 words)		
	1 Beginner (300 words)		British English
	Easystarts (200 words)		American English



Cassette also published

[www.penguinreaders.com](http://www.penguinreaders.com)

Illustrations by Pat Foggarty



Published and distributed by  
Pearson Education Limited

ISBN 0-582-40282-4



9 780582 402829