

**Far Eastern University
Institute of Arts and Sciences
Department of Communication**

Studios, Facilities and Equipment

Mass Communication TV Studio

Arts Building (AB) 5th Floor

The Mass Communication TV Studio is a broadcast facility installed with integrated professional lights, audio, video and console/ control and communication/ talk-back systems.

The TV Studio is used by students who are enrolled in their Radio and Television Production (RTV 103) and Radio-Television Announcing (RTV 102) courses. Students who are enrolled in Radio and Television Principles and Practices (RTV 100) also use the facility to familiarize themselves with the set up of a TV studio.

The TV Studio has the following facilities:



Production Room -
Equipped with integrated professional lighting system, semi-oval type backdrop for chroma, patch bay for video and audio connectors for microphones and latest SONY HDV video cameras, fog machine, MARTIN MAC250 (intelligent light) and moving head.

Live TV shows like talk, variety, news and magazine are mounted in the production room which also serves as simulation area during hands-on sessions with the students.



Control Room - Equipped with state-of-the-art technology: TV PRODUCTION BROADCAST PIX for video controls and mixing; THEATRE LIGHT TL-NOVA for lighting control and mixing; MARTIN FREEKY DMX CONTROLLER for special lighting effects; HDV RECORDER for high definition recording and LITEPUTTER DIMMER PACK for voltage regulations.

Post-production Room or the VTR/ Editing Room - Equipped with desktop computers installed with Adobe Premiere CS4 editing suite which the students can use for their post production work (audio-video editing).

Pre-production Room or the war room where students can brainstorm, discuss and conceptualize for their shows.

Props/ storage Room where students can construct and assemble their sets for the production; and store properties.

Male and Female Dressing Rooms with comfort rooms, drawers and dressers, standard mirror which serve as make-up and dress-up rooms for the talents.

Green Room or the stand-by room for the talents as they wait for their turn during taped or live shows.

Lobby where guests and visitors can stay.



SONY HDV Cameras

Radio Studio and Digital Audio-Video Room Arts Building (AB) 204/206

The Radio Studio and Digital Audio-Video Room is another broadcast facility with a radio broadcast (technical control) room, digital audio recording room and audio-video post production room.

Radio Broadcast (Technical Control) Room

Equipped with professional radio broadcast equipment, digital playback system with edit-on-the-fly system with which the disc jockey can pre-arrange and re-arrange playlist while on air. The facility also has *wi-fi* transmission technology for listeners' access.

The facility allows the students to enhance their skills in disc jockeying, news reporting, radio anchoring and hosting. It also allows the students to produce live and recorded radio programs.



Students who are enrolled in Radio-TV announcing and production courses use this facility for hands-on training. Students who are enrolled in Radio-TV Principles and Practices are also oriented on the uses of this facility.



Digital Audio Recording Room

This facility is equipped with professional microphones and headphones (NEUMANN and AUDIO-TECHNICA) to ensure quality of voice recording and dubbing. The main control is PC-based/ digital software (ADOBE AUDITION) patched to a professional mixer and on-line redundant recorder (MACKIE MIXER and TASCAM MULTI CHANNEL RECORDER).

The facility allows the students to record radio commercials, jingles, teasers, stingers, voice overs, public service announcements and other collaterals; and to dub radio dramas.

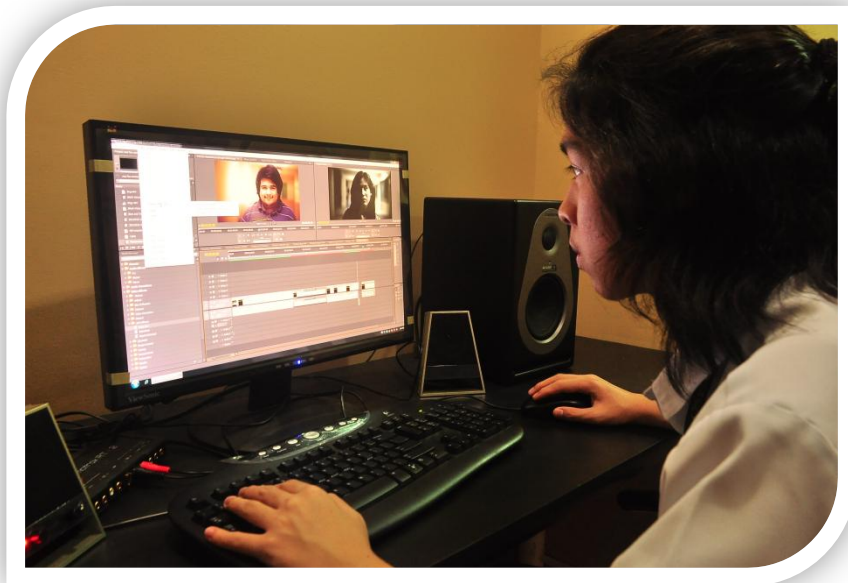
Students who are enrolled in Radio-TV announcing and production, Public Relation Campaigns, and Advertising Production use this facility for actual production works.



Audio-video Post Production Room


This facility is equipped with PC-based/ digital software (MATROX) for rendering and mastering audio-video presentations, films and other audio-video outputs.

This facility allows students to enhance their skills in editing and other post production works. Students who are taking Radio-TV announcing and production, Public Relation Campaigns, Advertising Production, ICT, Film and Investigative Reporting can use this facility.



Speech Laboratory Nicanor Reyes Hall (NRH) 216

Recognizing the need to provide students with the technology available in learning effective speech communication, the Speech Laboratory, located at Nicanor Reyes Hall 216, is equipped with 50 computers with earphones and internet access to allow students to work on different Speech Communication coursewares that can be accessed through <http://dilc.upd.edu.ph>.



(The Speech Laboratory is equipped with 50 computers with individual earphones and internet access, which allow students access and use of the speech communication software/ courseware.)

The following speech communication coursewares are available in the speech laboratory (through Voice and Diction Online) to supplement classroom instruction:

1. The Effective Speaking Voice
2. Back Vowels / u / and / U/
3. Front Low Vowels /æ/ and /α/
4. Central Vowels /ʌ /, / ə/, /ə and / ɜ/
5. Back Vowels /o/ and / ɔ/
6. Front High Vowels /i/ and /I/
7. Articulating your IPA
8. The Production of /e / and / ε/

The different coursewares allow students to have practice drills on voice, critical sounds and International Phonetic Alphabet. After practice drills, students can take a self-test to assess their speech skills after going through the coursewares.

Two additional electronic laboratories, located at Nicanor Reyes Hall 108 and 115, also have the same capacity to serve students should they wish to access the speech coursewares on campus and practice the drills.

Computer laboratory assistants maintain the laboratories with the help of personnel from the computer services department.

Multi-purpose Rooms **Arts Building (AB) 301, 303, 305, 307, and 309,**

Each room is designed with fabric acoustic walls and equipped with built-in sound and public address systems, computers, DLP, projector screen and camera which allow instructors to use aural and visual instructional materials in teaching speech.

Lecture sessions, oral drills, and (recorded and live) oral performances and recitals are held in the multi-purpose rooms.



(The multi-purpose rooms are designed with fabric acoustic walls and equipped with multi-media equipment, which are used for oral drills, recitals and performances.)

Supplies such as CDs and batteries and other pieces of equipment that may be needed are available in the equipment room located at the Arts Building 212.


Laboratory assistants service and maintain the five multi-purpose rooms. They set up the pieces of equipment to be used by faculty and students. They also monitor and process the reservation of rooms and equipment when needed by teachers and students outside actual class hours. Lab assistants also troubleshoot and maintain the equipment.

Computer (Editing) Laboratory Nicanor Reyes Hall (NRH) 111



The facility is equipped with 50 computers with Adobe Premiere Production Premium (CS4), MS Office 2007 Standard Edition, internet access and Sophos antivirus.

Facility allows students to enhance their skills in the use of internet and media and applications of multi-media softwares.




Students in ICT, Film, TV, Advertising Production and Investigative Reporting use this facility for their hands-on works.

Theses and Audio-Visual Archives
Arts Building (AB) 205



The facility stores the collection of outstanding theses of students, faculty theses and audio-visual materials which students and faculty members can use as references in their research work, academic papers, reports, presentations etc.

The facility is a supplement to the rich collection of Mass Comm. books, journals and other references found in the FEU in the library.



Mini-conference Room
Arts Building (AB) 205



This multi-purpose facility is used by students when they brainstorm/ discuss about their projects. It is also used by faculty members for consultation with students. Student organizations under Department of Communication also hold meetings in this facility. For small-group discussions, guests and industry partners are also accommodated in this area.



Equipment for ENG and EFP

For Electronic News Gathering (ENG) and Electronic Film Production (EFP), necessary for Film and Broadcast courses, professional cameras (SONY P2) with professional tripods and dolly; steadycams, Desisti and Kinoflo lights are used.

Students are allowed to do actual shoots, man-on-the street interviews, stand uppers on campus using the professional equipment for ENG and EFP.



SONY P2
HDV Cameras



Desisti Lights and
Cameras

SONY Home Theater
Film Projector



Kinoflo Lights



Using ENG equipment, Mass Comm. students who are members of the FEU Film Society interviews FEU President Lydia B. Echauz for the documentary on FEU Community Service projects.

Equipment Room Arts Building (AB) 212

Equipment room, is strategically located at the second floor of the Arts Building. It serves as the station of the laboratory assistants who provide services and assist faculty members and students for their multi-media needs.

Pieces of multi-media equipment are stored in the equipment room (see list of equipment per studio/ room) ready for use of students, faculty members and student organizations.

The matrix of schedule and room assignments of all faculty members is also found in the equipment room – a ready reference for anyone who wish to inquire about the faculty members' location during class hours; and a good guide in monitoring faculty attendance.

The matrix of room, studio and equipment reservations and availability is also found in the equipment room – a helpful guide in processing and facilitating requests for use of equipment and facilities and in monitoring use of resources.

List of Laboratory Equipment

AB 212 - Equipment Room

Unit	Equipment
4	Casette, portable Sony
1	Communicator, talk back set, Motorola
4	DVD Player Pioneer Mo. 366
2	DVD Recorder
1	DVD Writer
1	DVD/MPEG4 Player Pensonic
2	DVD/VCR Samsung
1	Document Camera TFV-400
1	HandyCam Sony
1	Amplifier Pioneer
1	Audio Mixer
2	CTV 21
1	Camera Recorder
1	Casette, deck, double
2	Laptop HP
3	Laptop Satellite
1	Laptop Toshiba
1	Microphone Audio technica
3	Microphone Shure
1	Multi-Tester
1	Player, VCD
3	Printer, OKI
3	Projector, LCD
3	Screen Wall Dalite
1	Sound Mixer 12 channels
1	TV Flat Sony
1	TV Philips 21
1	TV "14"
1	Tape deck Pioneer
1	Tripod Screen Dalite
1	Tripod Samson with Dolly
1	Tripod for Video Camera
3	Video Cam

AB ROOM 206

1	Senrun Portable Sound System
1	Computer (Set)
1	Microphone Shure with Mic Stand
1	Overhead Projector "3M"

AB ROOM 202

1	Senrun Portable Sound System
2	Light Mixer
4	Redhead Spotlight
1	Sound Mixer
1	Vestax CD Player
1	Microphone with Mic Stand

AB ROOM 207

1	DLP Projector TAXAN
1	Computer (set)
1	Sound System with 2 Speakers
1	KARAOKE
1	Microphone with Mic Stand
1	Overhead Projector "3M"

AB ROOM 208

1	Computer (Set)
1	TV
1	Senrun Sound System "Portable"
1	Overhead Projector "3M"
1	Microphone Shure with Mic Stand

AB ROOM 209

1	Microphone "Shure"
1	DLP Projector "TAXAN"
1	Sound System with Speakers
1	Overhead Projector "3M"
1	Motorized Projector Screen

AB ROOM 210

1	DLP Projector "TAXAN"
1	Sound System with 2 Speakers (set)
1	Computer (set)
1	Overhead Projector "3M"

AB ROOM 211

1	ARC Audio 16 Channel 12 mic. Line
1	Amplifier Audio Power ARC
1	Amplifier Power Fidek
1	CTV Polytron "14"
3	Camera /Canon/Nikon/dig Canon
1	Light for Studio
1	Polarizing Filter
1	Screen Dalite Wall
1	Speakers, Column Type
1	Speakers, Loud, Fidek
1	Speedlight
1	Tripod
1	Microphone
1	DLP Projector "PLUS"
1	Sound System with 2 Speakers (set)
1	KARAOKE
1	Computer (set)
1	Overhead Projector "3M"

Multi-Purpose Rooms

AB 301/AB 303/AB 305/AB 307/AB 309

1	DLP Projector "Eiki"
1	Computer (Set)
1	Microphone Shure with Mic Stand
1	Wireless Lapel with receiver
1	Sound System with Mixer and Speaker
1	Screen Dalite

Mass Comm. TV Studio AB 5th Floor

	Lighting System with light mixer and smart
	lighting, liteputter and completer set of
	par lights of various kind
	Sound System with mixer, amplifier, 4 wire-
	less microphone 2 lapel microphone
	1 boom microphone with 8 small speakers
	and 2 big speakers
1	Broadcast PIX server
1	Broadcast PIX switcher
1	Sony HD Casette Recorder (Master Recorder)
1	Analog to SDI Converter
1	SDI to Analog Converter
3 units	Sony HD Digital Video Camera Recorder
1	"54" INCH LG LED TV
2 units	"32" Sony Bravia LED TV
1	Clearcom Main Station with 7 clearcom
	headsets