



Solvent Replacement for Super Corr-A Corrosion Preventive Compound (CPC)

2011 Air Force Corrosion Conference

August 18, 2011

**John Stropki
Battelle**

**Paul Hoth
Hill AFB**

Report Documentation Page

Form Approved
OMB No. 0704-0188

Public reporting burden for the collection of information is estimated to average 1 hour per response, including the time for reviewing instructions, searching existing data sources, gathering and maintaining the data needed, and completing and reviewing the collection of information. Send comments regarding this burden estimate or any other aspect of this collection of information, including suggestions for reducing this burden, to Washington Headquarters Services, Directorate for Information Operations and Reports, 1215 Jefferson Davis Highway, Suite 1204, Arlington VA 22202-4302. Respondents should be aware that notwithstanding any other provision of law, no person shall be subject to a penalty for failing to comply with a collection of information if it does not display a currently valid OMB control number.

1. REPORT DATE 18 AUG 2011		2. REPORT TYPE		3. DATES COVERED 00-00-2011 to 00-00-2011	
4. TITLE AND SUBTITLE Solvent Replacement for Super Corr-A Corrosion Preventive Compound (CPC)				5a. CONTRACT NUMBER	
				5b. GRANT NUMBER	
				5c. PROGRAM ELEMENT NUMBER	
6. AUTHOR(S)				5d. PROJECT NUMBER	
				5e. TASK NUMBER	
				5f. WORK UNIT NUMBER	
7. PERFORMING ORGANIZATION NAME(S) AND ADDRESS(ES) Ogden Air Logistics Complex (ALC), Hill AFB, UT, 84056				8. PERFORMING ORGANIZATION REPORT NUMBER	
9. SPONSORING/MONITORING AGENCY NAME(S) AND ADDRESS(ES)				10. SPONSOR/MONITOR'S ACRONYM(S)	
				11. SPONSOR/MONITOR'S REPORT NUMBER(S)	
12. DISTRIBUTION/AVAILABILITY STATEMENT Approved for public release; distribution unlimited					
13. SUPPLEMENTARY NOTES Presented at the 2011 Air Force Corrosion Conference held 16-18 Aug 2011 at Robins AFB, GA.					
14. ABSTRACT					
15. SUBJECT TERMS					
16. SECURITY CLASSIFICATION OF:			17. LIMITATION OF ABSTRACT Same as Report (SAR)	18. NUMBER OF PAGES 39	19a. NAME OF RESPONSIBLE PERSON
a. REPORT unclassified	b. ABSTRACT unclassified	c. THIS PAGE unclassified			



Overview

- Project Team
- Background & Objectives
- Technical Approach
- Test Matrix
- Laboratory and Field Testing – Results
- Conclusions
- Recommendations

Project Team



- Primary Stakeholder – F-16 SPO, 388th Fighter Wing
- COTR – Paul Hoth 501 ACSS/GFLB
- Program Manager – John Stropki
- Task Leader – Jim Tankersley
- Support Staff
 - Bill Abbott (Consultant)
 - Annie Lane (Research Scientist)
 - Jill Gregory (Researcher)
- Subcontractor Support
 - Lektro-Tech, Inc., Tampa, FL (Ron Knight and Robert Kay)
 - Assistance w/ solvent down-selection and formulation
 - SMI, Inc., Miami, FL
 - Perform first article testing on new formulations

Background



- The Super Corr-A corrosion preventative compound (CPC) is qualified as a MIL-L-87177A, Type I, Grade B material for electrical connector applications
 - The Super Corr-A lubricant has had two solvent-related formulation modifications since 1994 (CFC-113 and HCFC-141B)
 - Super Corr-A has met or exceeded performance requirements in extensive evaluations by Hill AFB
- The current Super Corr-A formulation contains an HCFC AK225T solvent
 - Considered Class II Ozone Depleting Substances (ODS)
 - Banned in the European Union (EU) and Canada on 1 January 2009
- All maintenance and manufacturing operations in the EU requiring use of MIL-L-87177A are currently shutdown with no alternative replacement identified
- Unless a replacement solvent can be implemented, use of these ODSs will also be prohibited in the United States beginning in 2015



Objective & Approach

Objective:

Identify a more environmentally friendly and COTS alternative to the HCFC AK225T solvent currently in the Super Corr-A lubricant.

Program Approach:

- Research US and EU compliant solvents with chemistry compatible with Super Corr-A CPC
- Define material and performance requirements based on previous assessments of lubricants
- Conduct laboratory and field testing for comparative evaluation of the lubricant performance containing the alternative solvents
- As required, update MIL-L-87177A specification and associated process order



Test Matrix

- Test plan includes nine CPC formulations and one control
 1. Existing Super Corr-A formulation with AK225T solvent
 2. Previous Super Corr-A formulation with 141B solvent
 - 3-6. Super Corr-A formulated with 4 solvent candidates
 - a. DuPont Vertrel® SDG w/ current concentration of CPCs
 - b. DuPont Vertrel® SDG w/ higher concentration of CPCs
 - c. Kyzen Cybersolv® 141R w/ higher concentration of CPCs
 - d. Kyzen Cybersolv® 141R w/ current concentration of CPCs
 7. ILFC 1006 CON-TAC
 8. Zip-Chem D-5026NS
 9. Zip-Chem D-5026NS with alternative propellant (Noxit-86)



MIL-L-87177A Assessments

- SMI Laboratories conducted first article testing specified in MIL-SPEC to validate performance characteristic requirements of experimental lubricant formulations
- **Results:** New and old formulations of Super Corr-A do not meet first article requirements of MIL-L-87177A
 - Original formulations were never tested
 - Both formulations perform appropriately for intended application
- **Recommendation:** Update first article requirements and revise MIL-SPEC
 - Stakeholders include; Hill AFB, DLA-Richmond, AFRL/CTIO, and AFCPCO



First Article Testing Results




Requirement	Test Method Specification	Limit	Result
Dryness	MIL-SPEC 4.6.1	0.0100 gram (max)	Failed
Flash Point	ASTM D1310	243°C/470°F (min)	Inconclusive
Dielectric Breakdown	ASTM D877	24,000 volts (min)	Failed
Lubricity	ASTM D226	1.20 mm wear scar diameter (max)	Failed
Residue Solubility	MIL-SPEC 4.6.3	No visible residue	Failed
Leakage	MIL-SPEC 4.6.4	No leakage or distortion	Passed
Content	MIL-SPEC 4.6.5	16 ounces (min)	Failed (container content 12 oz.)
Performance of pressurized containers	MIL-SPEC 4.6.6	Uniform spray, panel adherence, no sagging	Passed
Oxidation Stability	ASTM D942	<5 pounds/100 hours	Failed
Grade B Corrosion	ASTM B117	No corrosion after 168 hours	Passed
Sprayability	MIL-SPEC 4.6.9	Sprayable w/ no clogs	Passed



Battelle Laboratory Results


• Grade B Corrosion Testing

- Alternative Super Corr-A formulations showed improved corrosion resistance in salt fog exposure testing
- Most extensive pitting damage noted with the control and CON-TAC
- “Streaked” pitting noted on Noxit-86, D5026NS; may have been caused by formation and collection of water droplets along top edge





Battelle Laboratory Results - Connector Card Testing



Conditions:

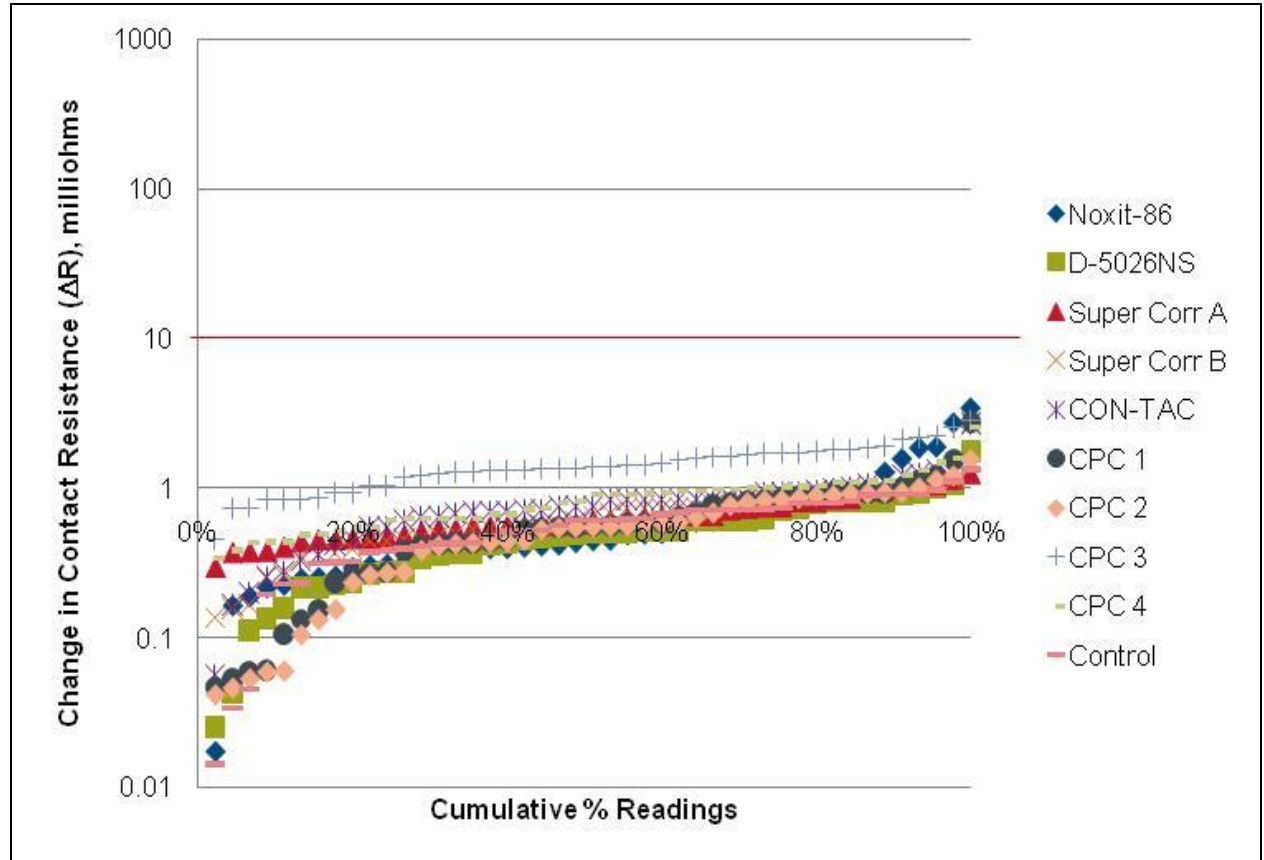
- 1000 hours
- 80° C (176° F)

Requirements:

- $\Delta R < 10$ milliohms

Results:

- All passed



Change in Contact Resistance Resulting from Thermal Aging Exposure Testing of Coated Electrical Connectors



Battelle Laboratory Results – Low Temperature Testing

Conditions:

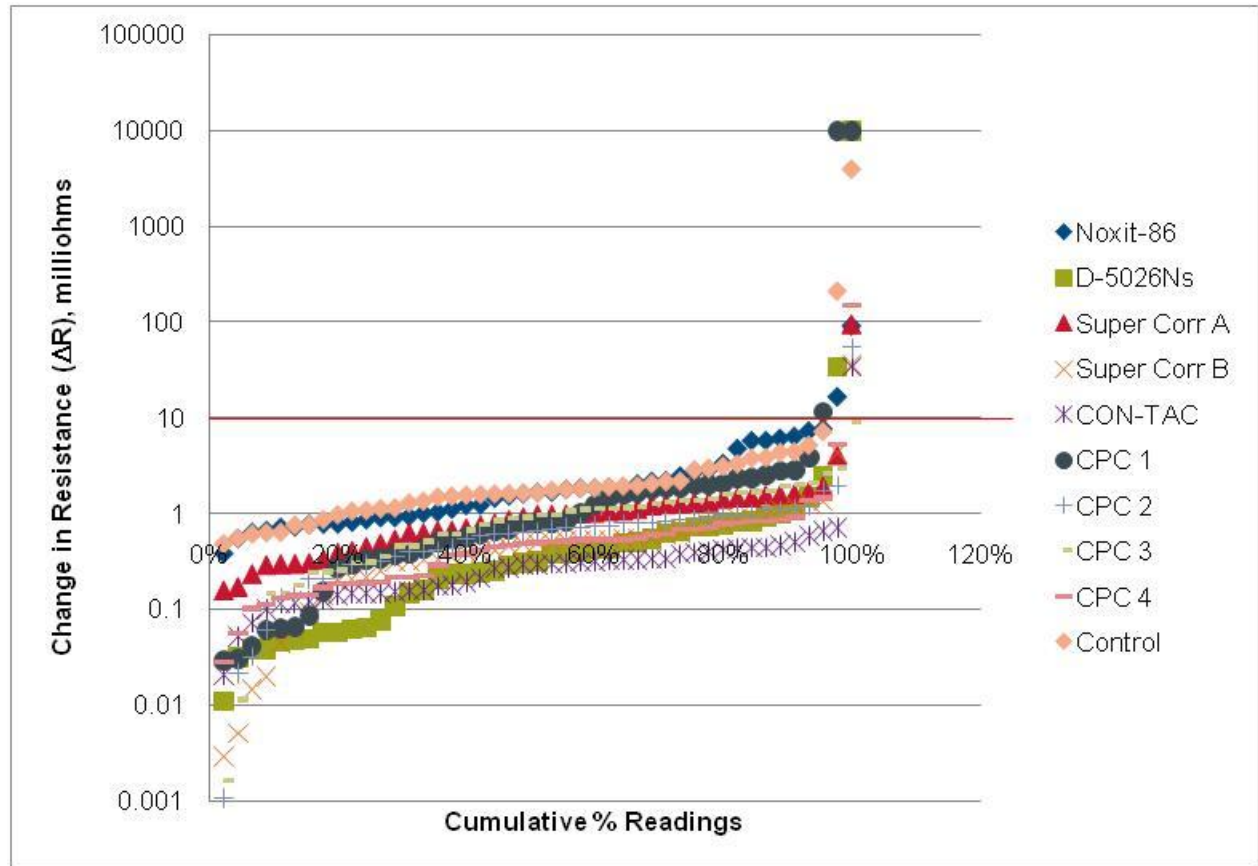
- Cycling at 25° , 5° ,
-15° , -35° , -55° ,
-15° , 5° , 25°
- 15 minutes @ each
temperature

Requirements:

- $\Delta R < 10$ milliohms

Results:

- Only CPC No. 1
failed



Change in Contact Resistance Resulting from Low Temperature Cycling of CPC Coated Electrical Connectors



Battelle Laboratory Results – Disturbance Cycle Testing

Conditions:

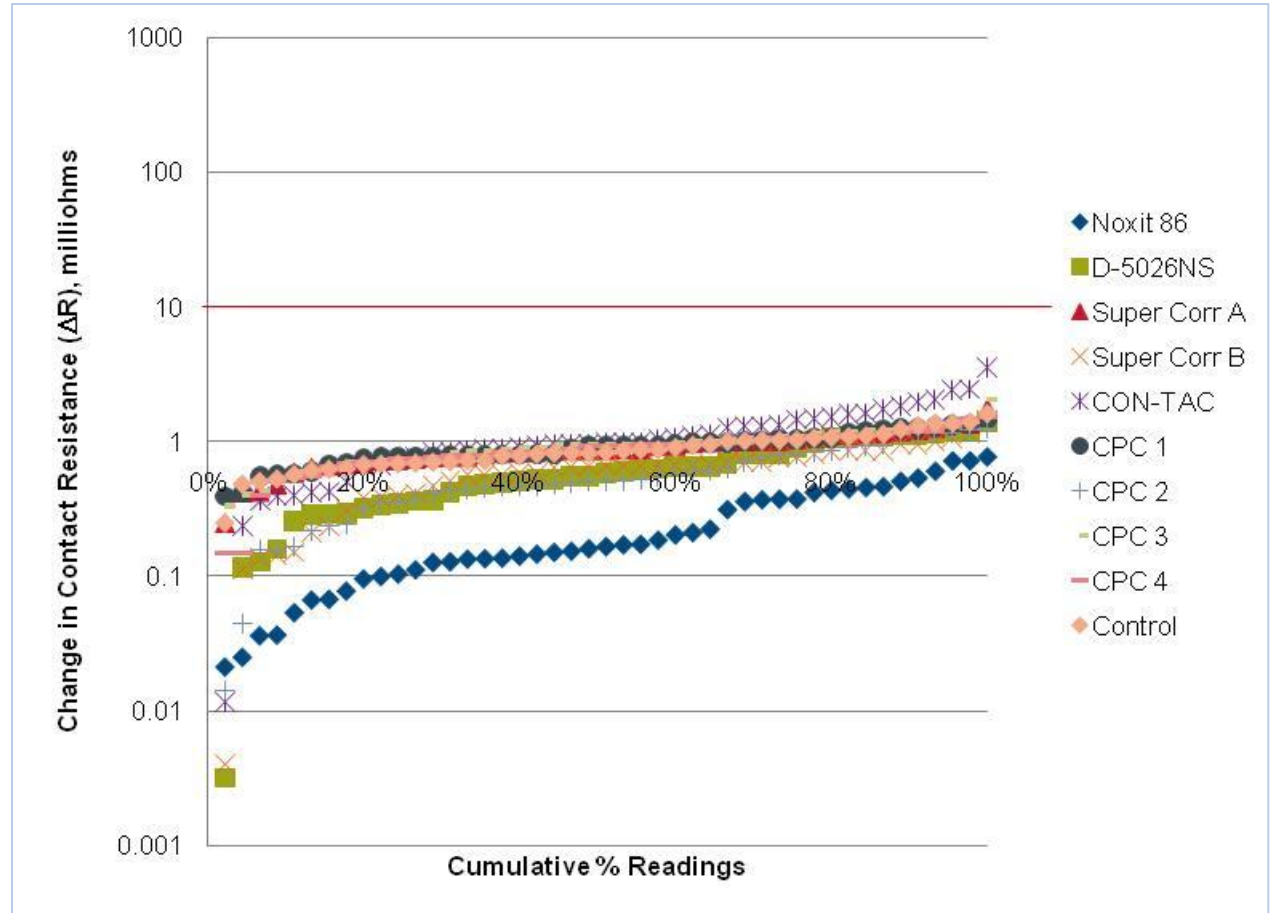
- 100 demate/remate cycles

Requirements:

- $\Delta R < 10$ milliohms

Results:


- All passed



Change in Contact Resistance Resulting from 100 Disturbance Cycles Completed on Coated Coupons attached to Connector Card



Battelle Laboratory Results – Class II Flowing Mixed Gas Testing



Conditions:

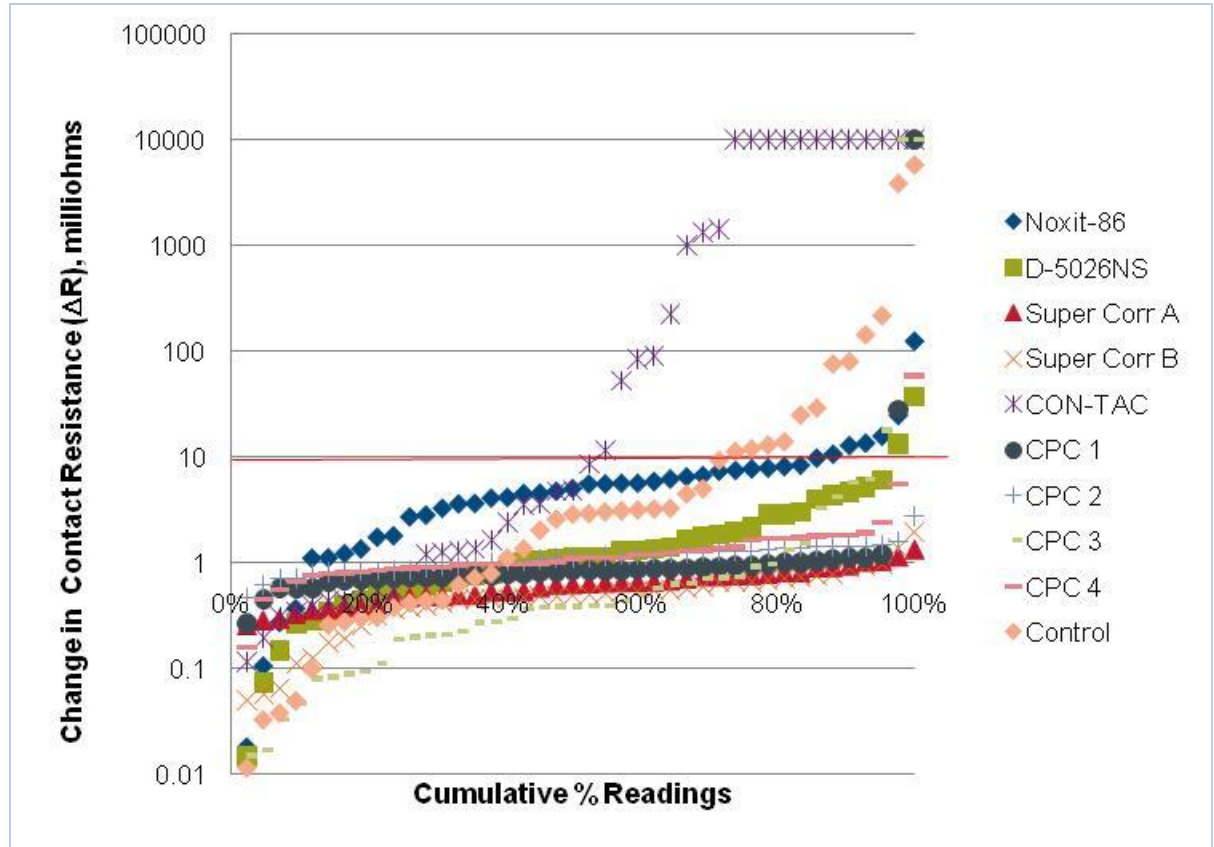
- 10 day exposure

Requirements:

- $\Delta R < 10$ milliohms

Results:

- CPCs No. 1 & 3, CON-TAC, and Noxit-86 failed





Change in Contact Resistance After Exposure of Coated Coupons to Class II Flowing Mixed Gas Test



Battelle Laboratory Results – Grade B Corrosion Testing

CPC	Panel 1	Panel 2	Panel 3	Average Score (Max: 5)
Control	5	5	5	5.0
CPC No. 1	2	2	2	2.0
CPC No. 2	1	2	1	1.3
CPC No. 3	1	1	1	1.0
CPC No. 4	1	1	2	1.3
Super Corr A	3	2	1	2.0
Super Corr B	1	1	2	1.3
CON-TAC	5	5	4	4.7
Noxit-86	3	2	3	2.7
D-5026NS	3	2	3	2.7




**Salt Fog CPC Ratings Calculated from Pit
Density Evaluation Referenced in ASTM
G46-94 and ASTM D610-08**

**Photographs Documenting Placement of Coated
Panels in ASTM B117 Salt Fog Cabinet and
Corrosion Pitting Noted on Coupons Coated with
CON-TAC CPC**



Battelle Laboratory Results – Polycarbonate Compatibility (canopies)

**Consistent with previous testing, crazing noted with CON-TAC,
AK225T (slight), 141-B (dramatic)**

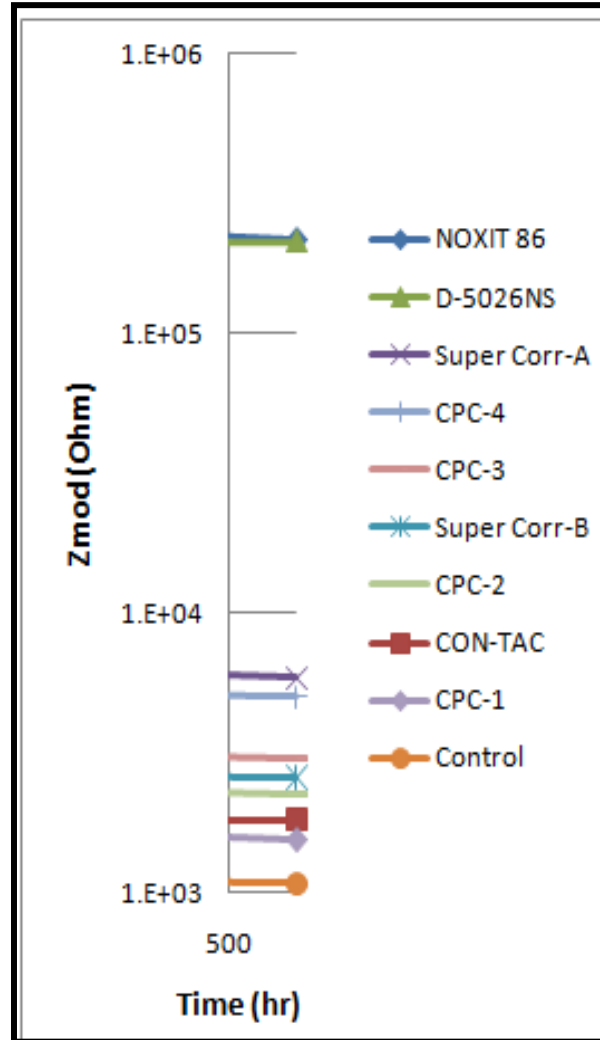


Polycarbonate Stressed Coupons:
CON-TAC (left), Control (right)



UC Laboratory Testing Results

Ranking of EIS Data	
Noxit86	1
D-5026NS	2
Super Corr-A	3
CPC-4	4
CPC-3	5
Super Corr-B	6
CPC-2	7
CON-TAC	8
CPC-1	9
Control (uncoated)	10






Battelle Field Testing


Test Type	Tests	Test Reference	Sample Size	Time Periods	Replicates	Sample Material
Field Exposure Testing	Connector Field Testing	Abbott 1996 report	10 CPCs	3 (1 mo, 3 mo, 6 mo)	50 (pin count)	Test connectors with gold-plated bars (2 to a PC board)
	Corrosion Coupons	Abbott 1996 report	10 CPCs	3 (1 mo, 3 mo, 6 mo)	1	Rack with 5 steel coupons
	Lap Splice Testing	Rice 2004 report	10 CPCs	3 (1 mo, 3 mo, 6 mo)	1	Lap splice fixture with steel coupon fastened to 2024 T3 Al coupon
	Steel Sensors	Recent Abbott work	10 CPCs	Measurements in place at 1 mo, 3 mo, 6 mo	1	Steel sensors

Corrosion Coupons



Lap Splice Fixtures

Steel Sensor



BUSINESS SENSITIVE



Battelle Field Testing Results - Corrosion Testing Summary

CPC	Average Weight Loss (g)	Average Corrosion Rate (mpy)
D-5026NS	0.14590	2.22
CPC 2	0.21215	3.23
CPC 4	0.21465	3.27
Noxit 86	0.23494	3.58
CPC 1	0.32854	5.01
CPC 3	0.33280	5.07
Super Corr-A	0.33346	5.08
Super Corr-B	0.35096	5.35
CON-TAC	0.43267	6.59
Control	0.51872	7.91

*Average for each CPC over the 4 month period with the three location sets combined

CPC Lubricant Ranking of Coated Corrosion Coupons Based on Weight Loss




Battelle Field Testing Results - Summary

- The worst corrosion resistance was measured for the control or uncoated coupon sets,
- The best corrosion resistance was measured for the coupon sets coated with the D-5026N lubricant,
- The corrosion resistance of the CPC-2 lubricant was only slightly lower than the performance measured for the D-5026N material,
- The corrosion related performance of the coupons coated with the Noxit-86, CPC-3, CPC-4, Super Corr-A and Super Corr-B was identical.



Battelle Field Testing Results – Lap Splice Testing



**Area of CPC Application
Along Upper Edge of Lap
Splice Coupons**



**Lap Splice Coupon Sets Mounted on
Chain Link Fence at FMRF**



Battelle Field Testing Results – Lap Splice Testing Summary

CPC	West Jefferson			FMRF			Total (Max: 60)
	1 mo.	3 mo.	4 mo.	1 mo.	3 mo.	4 mo.	
Control	1	0	1	0	0	0	2
CPC No. 1	3	2	2	1	0	1	9
CPC No. 2	3	3	1	2	1	0	10
CPC No. 3	2	5	9	2	2	0	20
CPC No. 4	3	3	3	3	2	0	14
Super Corr A	3	2	1	1	0	0	7
Super Corr B	3	0	2	2	0	0	7
CON-TAC	3	0	2	1	0	0	6
Noxit-86	10	5	10	10	3	3	41
D-5026NS	10	9	8	9	4	4	44

**Ranking Scores for CPC Coated Lap Splice Coupons
(ref. ASTM D610-08)**



Battelle Field Testing Results – Steel Sensors at FMRF and West Jefferson

- Horizontally mounted sensors had increased corrosion
- Visual corrosion on controls, CON-TAC, and D5026NS variants
- CPC No. 2 consistently showed the least change in resistance



Vertical



Horizontal



Conclusions

- No tested lubricants met all first article testing requirements
- DuPont Vertrel SDG and Kyzen Cybersolv C141R performed well
- Independent testing conducted by SMI Laboratories confirm solvent alternatives are not corrosive or embrittling to high strength aerospace alloys
- Performance of formulations blended with compliant solvents and **higher** concentrations of proprietary CPC was equal to, or greater than lubricants approved per MIL-L-87177A and MIL-PRF-81309F
- Demonstrated superior performance of the D-5026NS, CPC No. 3 and CPC No. 4 lubricants
- Compliant solvent alternatives can replace the 225T solvent in the current Super Corr-A formulation without compromising the performance of the lubricant



Recommendations

- Work closely with representatives at Hill AFB, DLA, AFRL, and AFCPCO to revise or update the chemical, physical and performance requirements currently referenced in the MIL-L-87177A specification
- A preliminary set of deletions, modifications or additions include:
 - Update flash point requirement based on lubricant chemistry
 - Update or delete the dielectric breakdown requirement based on lubricant chemistry and intended use applications
 - Assess and update oxidation stability requirements
 - Input compatibility requirement with MIL-PRF-32033 and MIL-PRF-81309F lubricants
 - Input Electronics Lubricant Effectiveness tests referenced in MIL-PRF-81309F
 - Initial contact resistance (fixed and disturbed)
 - Low temperature exposures
 - Thermal aging
 - Durability cycling
 - Corrosive gas exposures
 - Compatibility with electrical insulating compounds



Questions & Discussion

- **Contacts:**

Mr. Paul Hoth
Hill Air Force Base
801_775_4889
paul.hoth@hill.af.mil

Mr. John Stropki
Battelle
614_424_5414
stropki@battelle.org

Back-up Slides

UC Laboratory Testing

- Testing by University of Cincinnati (UC) supplemented Battelle’s CPC performance testing

Test Type	Tests	Test Reference	Sample Size	Time Periods	Replicates	Sample Material
UC Laboratory Testing	Grade B Corrosion	MIL-L-877177A ASTM B117 - 168 hrs salt fog exposure	9 CPCs	1 (168 hrs)	3	2024 T3 Al coupons
	DC Polarization Resistance	ASTM G59, ASTM G96, ASTM G102	9 CPCs	1 (record resistance for each sample)	2	2024 T3 Al coupons
	Electrochemical Impedance Spectroscopy	Battelle April 2005 study	9 CPCs	7 (at 8, 24, 48, 96, 168, 336, and 504 hrs)	2	2024 T3 Al coupons

UC Laboratory Testing Results


- ASTM B117 Neutral Salt Spray Corrosion Testing Results
 - 168 hour exposure period
 - Extensive corrosion pitting observed on control coupons
 - Good corrosion resistance for all CPCs tested
 - Visual scoring ranked CPCs:
 - CON-TAC (best)
 - D-5026NS, CPCs No. 2, 3, 4
 - Noxit-86, SC-A, SC-B, and CPC No. 1 (worst)



UC samples in salt fog chamber at ECOSIL

UC Laboratory Testing Results

- Polarization Resistance
 - Electrochemical technique that assesses corrosion rates using direct applied current



Polarization Resistance (R_p) Results

Sample	OCP (mV)	Polarization Resistance, R_p (kOhm)	Ranked by Highest Corrosion Resistance
CPC-4	-476.3	22530	1
CPC-3	-404.7	4487	2
Super Corr-A	-414.8	2465	3
D-5026NS	-381	782.2	4
Super Corr-B	-394.9	388.8	5
CPC-1	-385.8	337.5	6
NOXIT86	-385.9	295.3	7
CON-TAC	-374.5	145.7	8
Control - uncoated	-383.2	7.7	9
CPC-2	N/A	N/A	N/A


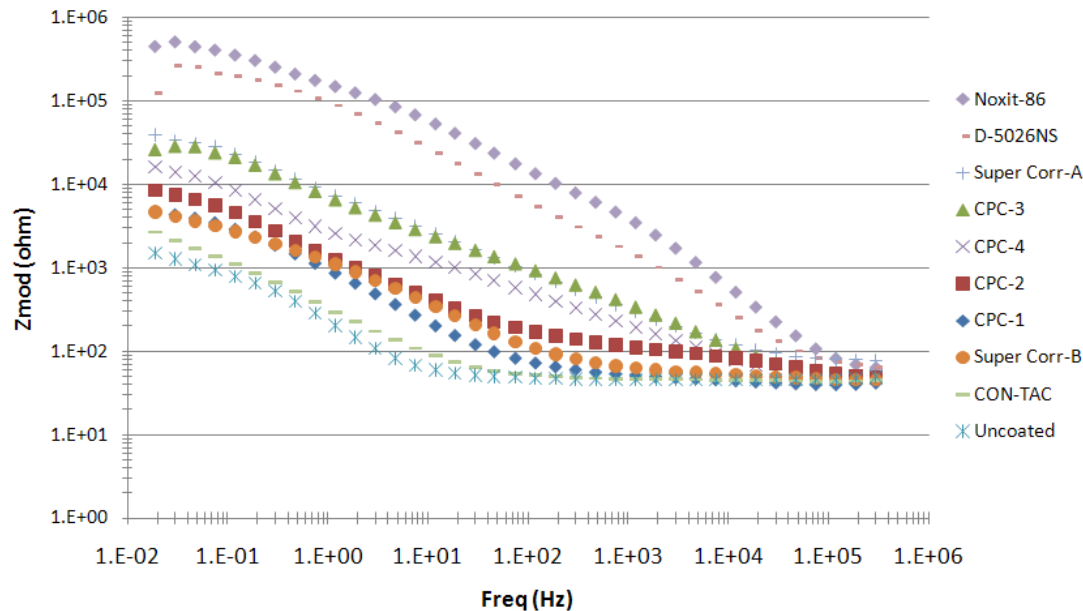
1 = highest corrosion resistance

BUSINESS SENSITIVE

UC Laboratory Testing Results

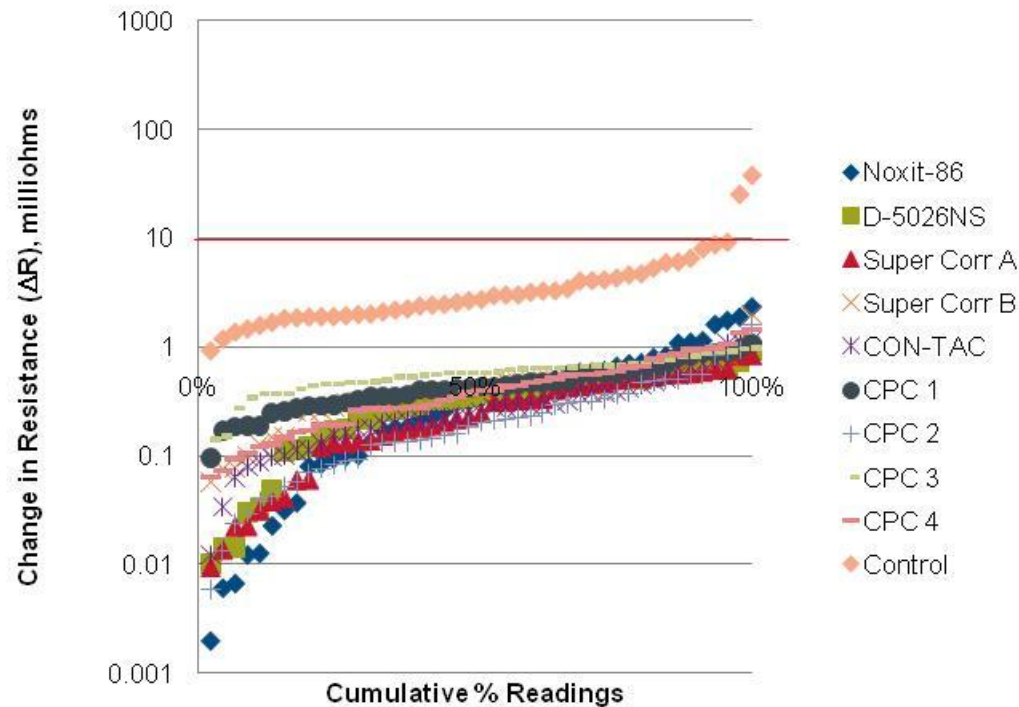
- Electrochemical Impedance Spectroscopy (EIS)
 - Estimates corrosion rate
 - Rapid evaluation of thin coatings
 - Results plotted in a **Bode** plot (Impedance vs. Frequency)

Bode Plot: Sample Comparison at 168 hours - Averaged



Battelle Field Testing Results

- Connector field testing – West Jefferson, OH
 - All CPC lubricants passed the five month exposure with a change in the initial contact resistance of $<10 \text{ m}\Omega$



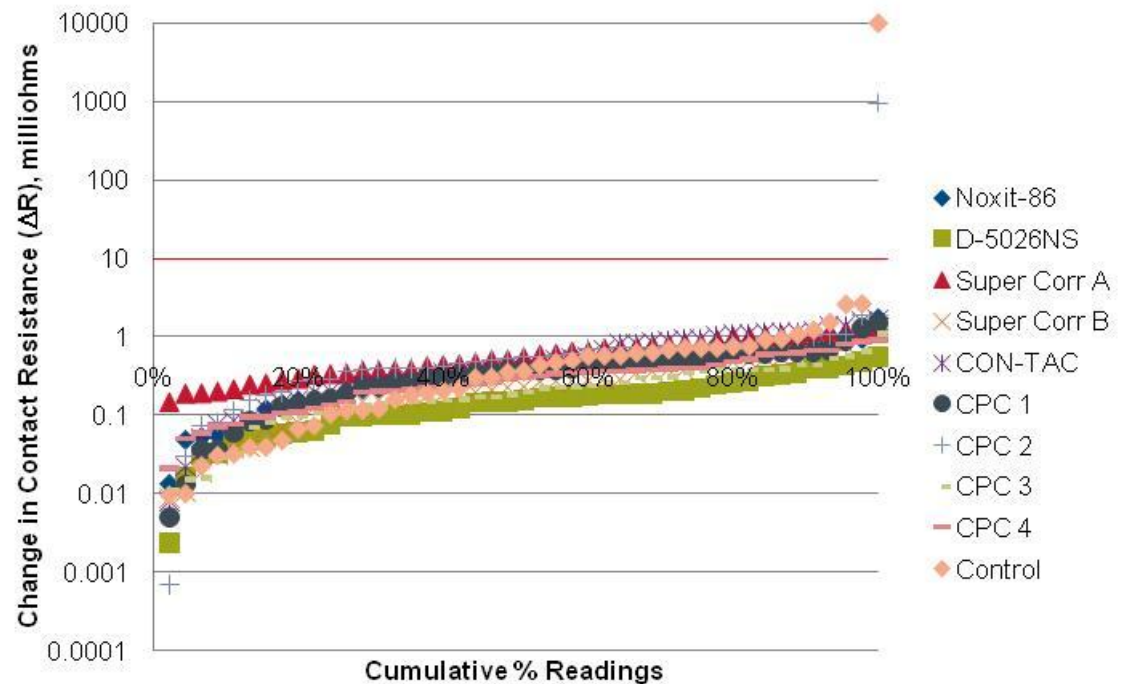
Change in Contact Resistance After 5 Months Field Exposure at West Jefferson Test Location

Battelle Field Testing Results

- Connector field testing – FMRF Daytona Beach, FL
 - All passed the five month exposure with a change in the initial contact resistance of $<10 \text{ m}\Omega$




FMRF Connector Field Assembly




Change in Contact Resistance After 5 Months Field Exposure at FMRF Test Location

Battelle Field Testing Results – Corrosion Coupons – West Jefferson, OH

- All lubricants showed improved corrosion resistance over the control
- CON-TAC showed the least corrosion resistance
- CPCs No. 3 and 4 performance comparable to SC-A and SC-B

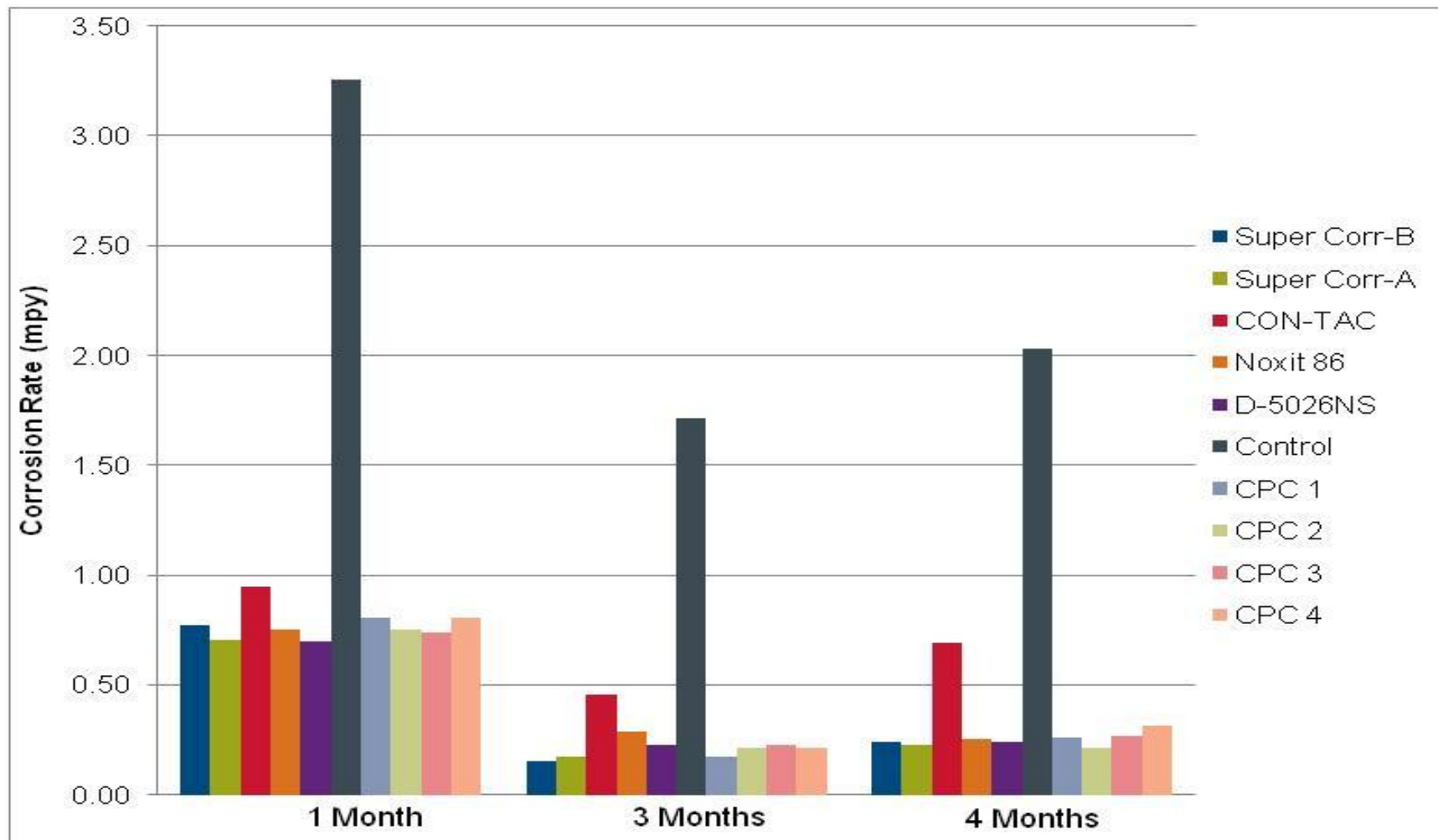


CON-TAC



Control

Battelle Field Testing Results – Corrosion Coupons – West Jefferson, OH



Corrosion Rates Calculated for Corrosion Coupons Exposed Vertically at West Jefferson Test Location

Battelle Field Testing Results - Corrosion Coupons @ FMRF Location

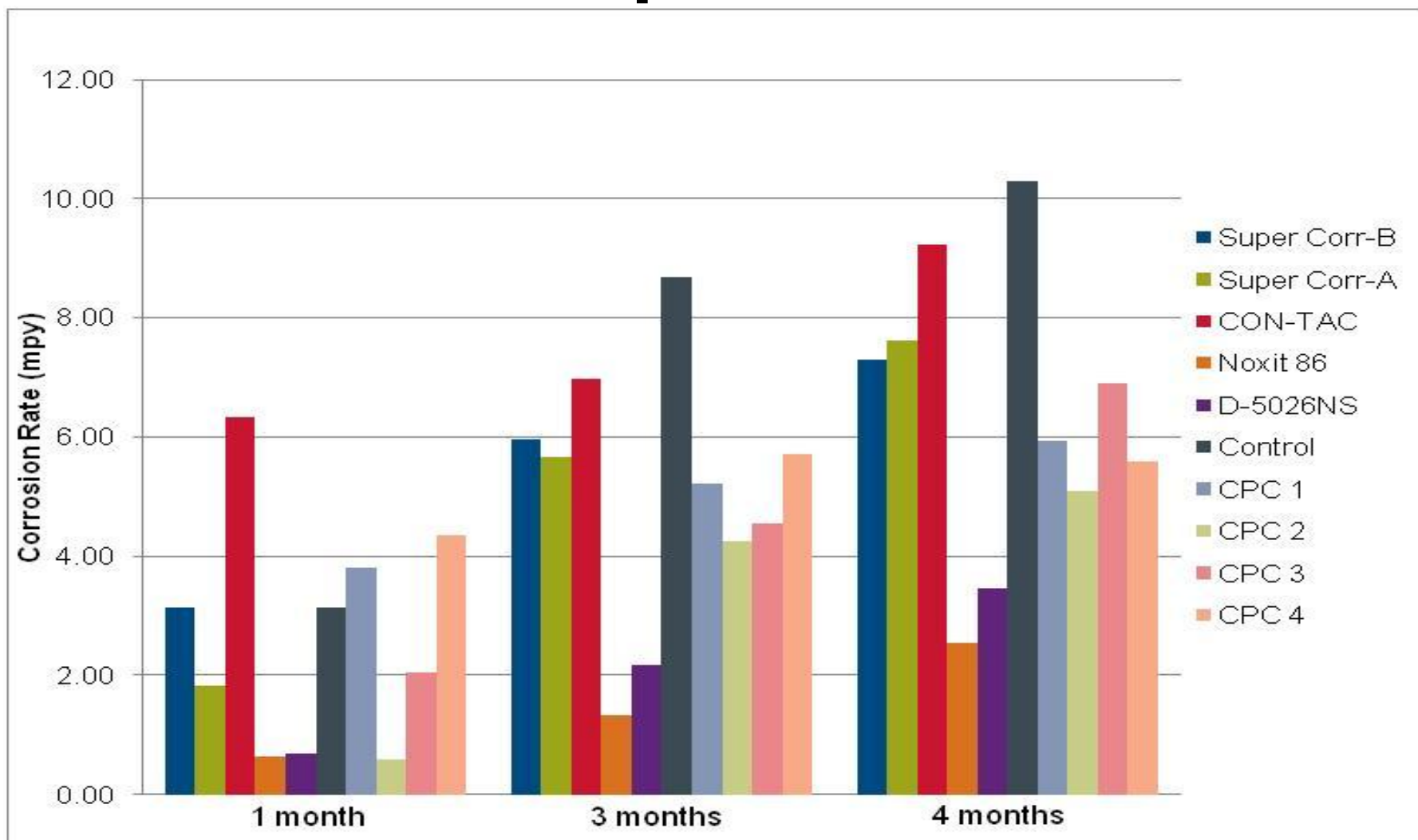
- Similar CPC performance was observed at FMRF with increased overall corrosion on all coupons due to the harsher environmental conditions
- CON-TAC showed the greatest overall corrosion following the control



CPC Coated Corrosion
Coupon Sets Mounted
at FMRF Test
Location:

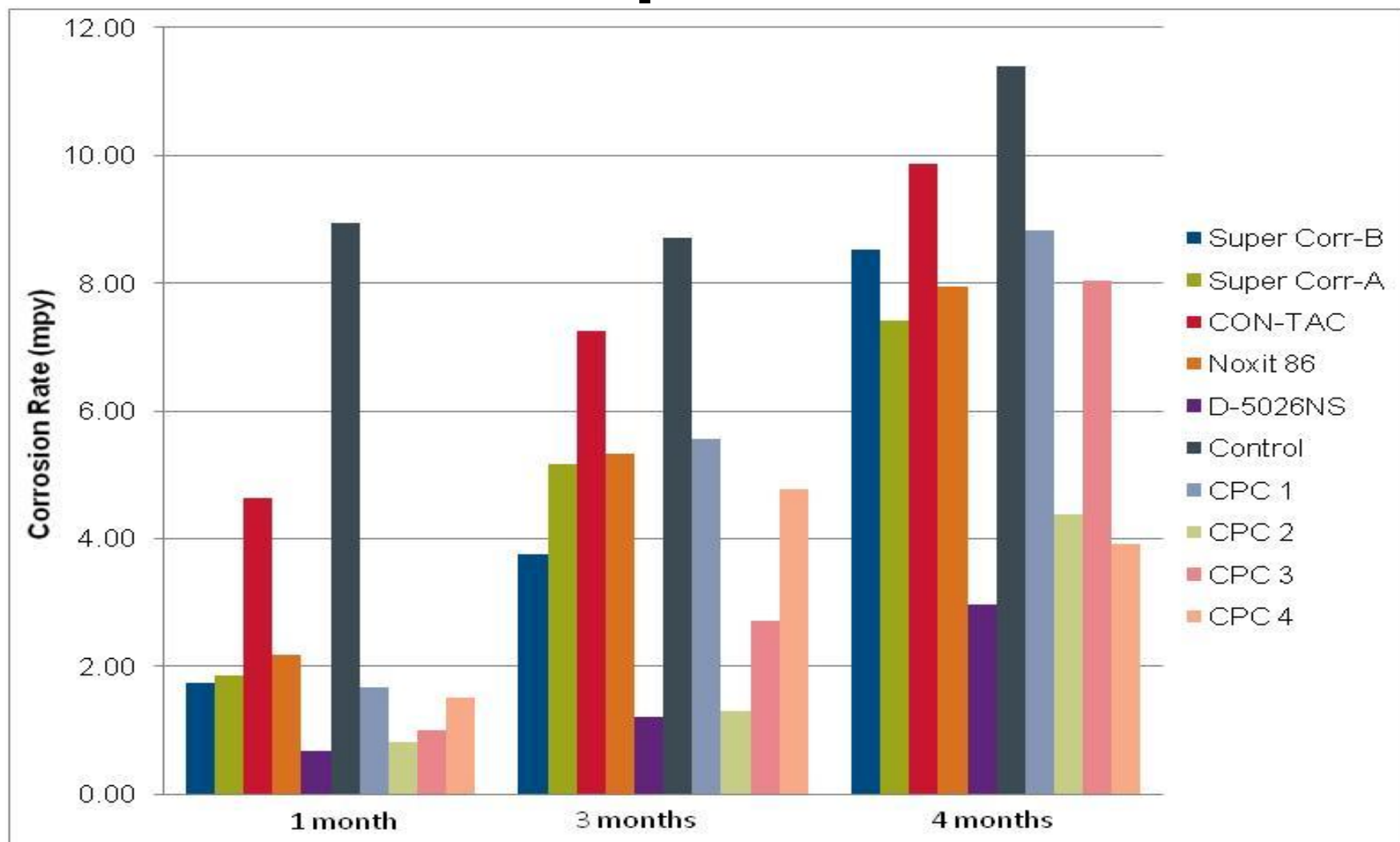
Horizontal Mount (left)
Vertical Mount (right)

Battelle Field Testing Results – Corrosion Coupons @ FMRF Location



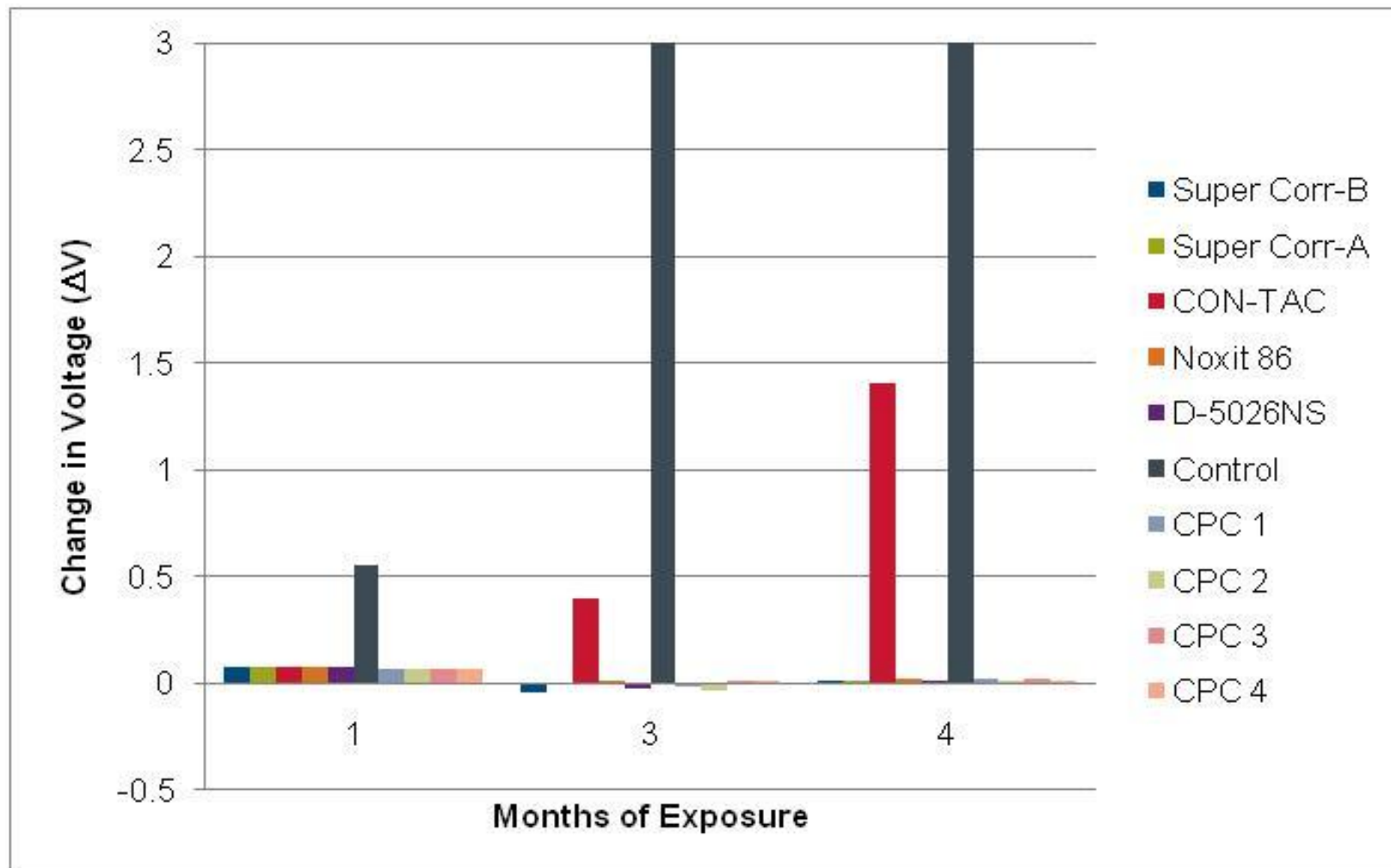
Corrosion Rates Calculated for Corrosion Coupons Exposed Horizontally at FMRF Test Location

Battelle Field Testing Results – Corrosion Coupons @ FMRF Location



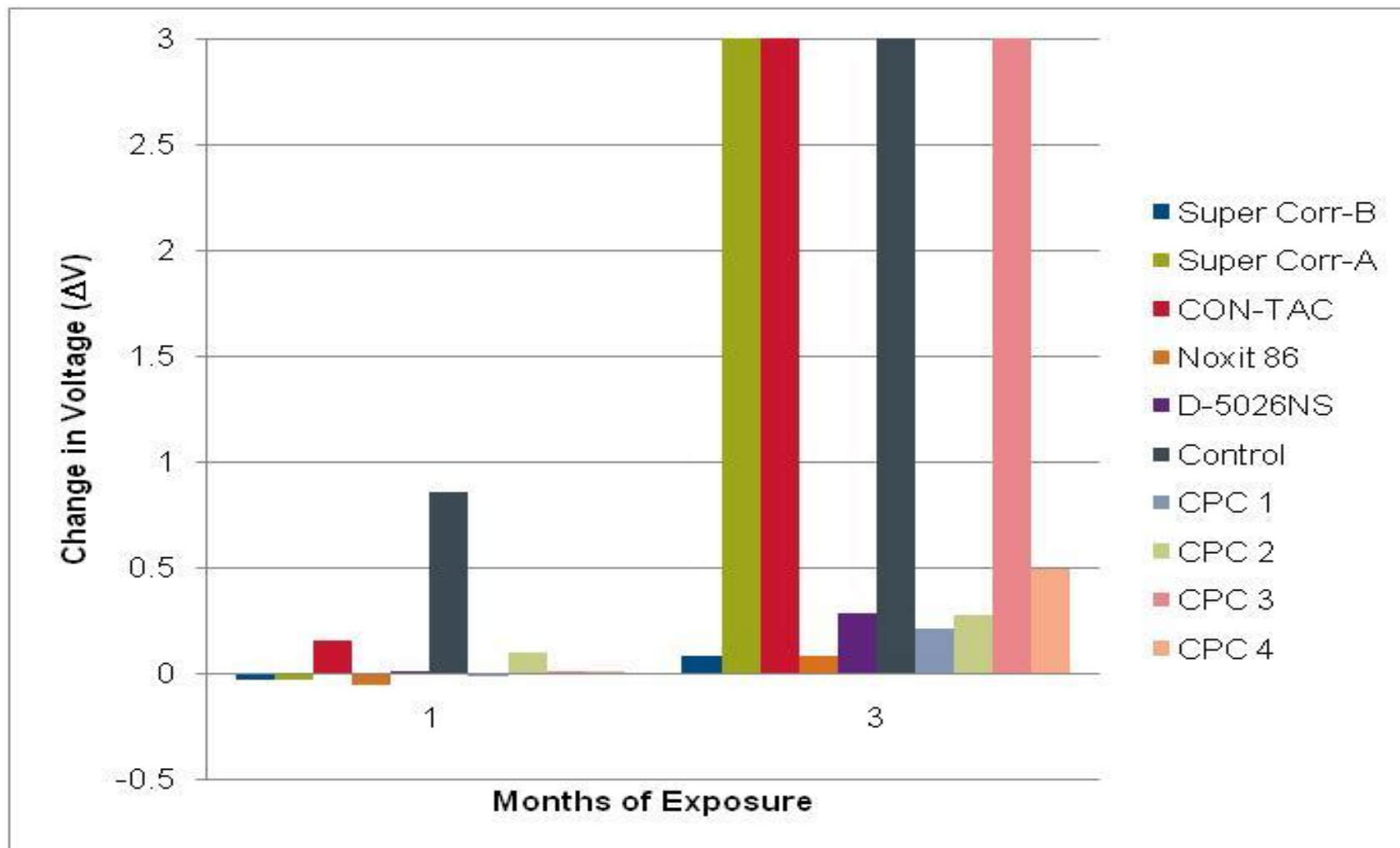
Corrosion Rates Calculated for Corrosion Coupons Exposed Vertically at FMRF Test Location

Battelle Field Testing Results – Steel Sensors at FMRF and West Jefferson



Steel Sensors Exposed Vertically at West Jefferson Test Location

Battelle Field Testing Results – Steel Sensors at FMRF and West Jefferson



Steel Sensors Exposed Vertically at FMRF Test Location