


Welcome to Day One Interactive Notebooks (INB)


Please get out your science composition notebook, a pencil, a pen and your colored pencils and put them on your desk.

Please put your backpack on the counter against the wall.



SCIENCE INTERACTIVE NOTEBOOK

“Your Key To Success in Science”



Have you ever heard yourself say ...

*I can't find my ...
notes, homework, old quizzes ...*




*I can't remember what
we did in class yesterday.*

**I'm sure its in ...
my backpack...
my room ...**

I was absent last week, did I miss anything?

Well Here's Your Answer..




Interactive Notebook!

Even though we may not think it, scientists are very organized. One tool they use to keep organized is a notebook. Their notebooks contain their closely their closely guarded secret findings, and sometimes patented solutions to problems.

YOU are a scientist! Believe it or not! So you will be required to maintain a science notebook for your 7th grade science class. Everything you receive in my class will become part of your notebook.

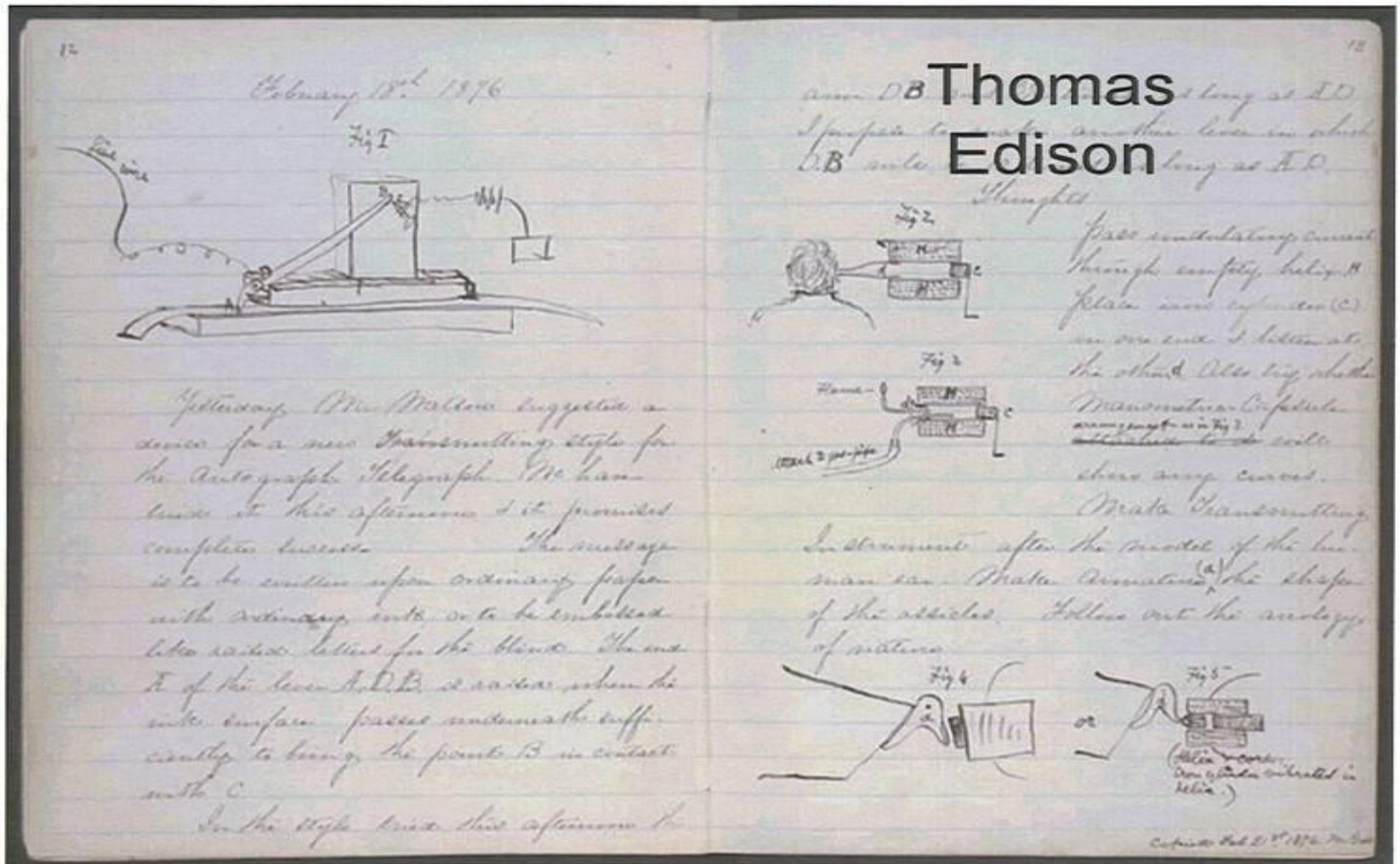
Now you will have a prized possession just like other scientists!

What is An Interactive Notebook?

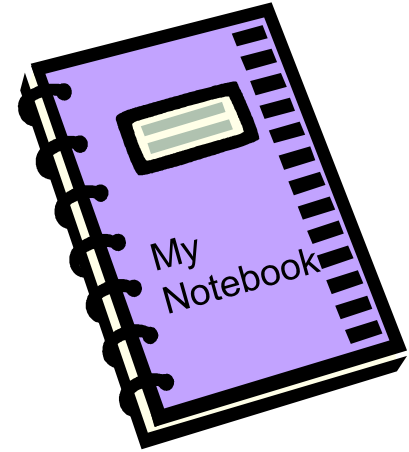


- ✓ A interactive notebook (INB) your own personalized **DIARY** of learning about **science**
- ✓ A portfolio of your work in **ONE convenient spot**. This is great for studying for upcoming quizzes & tests
- ✓ A great **ORGANIZATIONAL** tool that gives you permission to be **PLAYFUL AND CREATIVE** in your responses without "messing up" your notes.
- ✓ Allows you to be like a **REAL SCIENTIST!**

Real Scientist Use Notebooks



Real Scientist Use Notebooks



What will my notebook look like?

- All the pages will be numbered
- Everyone will be on the same page at all times
- Warm-ups will be done on another page and taped into my notebook daily
- Every page will have a date and each day you will enter items into your table of contents and possibly your Index
- EVERYTHING** will be in your science notebook!

Let's check out some Notebook Rules...

Notebook Rules




- Do not **RIP OUT** pages or tear corners
- All handouts **MUST BE GLUED/TAPED IN!**
- Please don't **DOODLE** unless it relates to science
- Your INB should only be used for **SCIENCE CLASS** and **COMES TO CLASS EVERYDAY**
- Each page should have the **DATE, PAGE#** and **TITLE**
- Write ALL entries in the **Table of Contents**
- BE **COLORFUL & LOVE** YOUR NOTEBOOK

Getting Started: Step 1

For the front of your INB...

- The name of the course:
 - 7th Grade Earth Science
- The class period that you have science:
 - Ex. Period 1
- Your teacher: Mrs. Saylor
- Your name: (self explanatory)
- You may want to put science pictures on the front/back of your notebook.



Step #1

7th Grade Earth Science

Interactive Science
Notebook



YOUR Name
YOUR Class Period
Mrs. Saylor

STEP 2

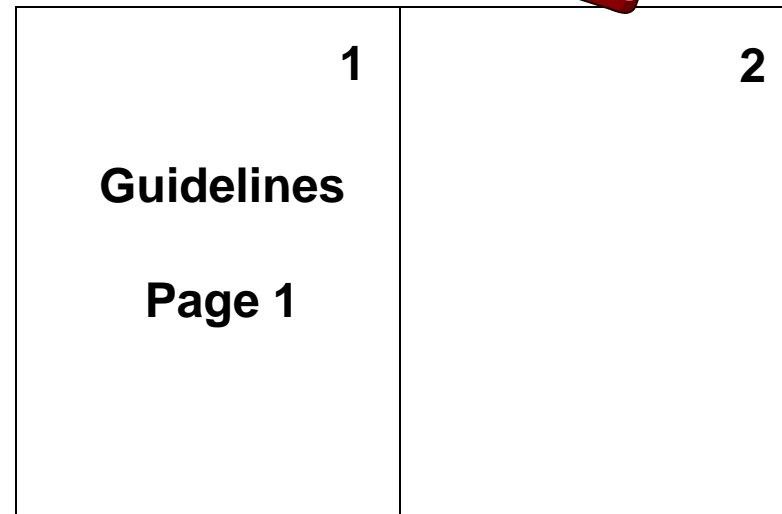
- Now you will number the first 50 pages.
- The 1st page is 1 – EVEN numbers will always be on the RIGHT and ODD numbers on the LEFT. Number at the TOP OUTSIDE CORNER of every page.



Inside front cover



The other
side of the
“Authors
Page”



STEP 3

- Label the following pages on the top line with their title listed on their prospective page number:

2-8 Table of Contents	9 Class Policies	10 Lab Safety Contract	11 Thinking Maps	12 Reflection Starters	13 Guidelines for Science Notebook	14 Rubric for Science Notebook
--	-----------------------------------	---	-----------------------------------	---	---	---

****Pages 15-18 will remain blank for future items****

STEP 4


The last four pages of your INB will be your INDEX. The index will be divided up into alphabetical order.

Let's turn to the doc camera for the example

--	--	--	--

Sample Author Page

MR. SAUNDERS CLASS



Interactive Notebook
Author's Page

Name: Mr. Saunders
Birthday: Aug. 25, 1974
Hobbies: Tennis, Reading

Draw things that describe yourself on this page. You may also use photos, magazine cut outs, or computer art. (ex. Favorite Food, Favorite Class, Pets, Family, Favorite Movie or Book, etc.)



For the Rest of Class...

- Complete your **AUTHOR'S PAGE** and the **COVER** of your INB
- Both are DUE by the end of class tomorrow, Wednesday, August 8.
- You can do these on a separate piece of paper and paste them into/onto your notebook.
- Have Fun!



Welcome to Day Two Interactive Notebooks (INB)

Please get out your science composition notebook, a pencil, and put them on your desk.

Please put your backpack on the counter against the wall.

Think First 5!!




Table of Contents

DATE	DESCRIPTION	PAGE #

The notebook is divided into TWO sections.

Left Side-Right Side: WHICH SIDE?

- The Left side “**LEARNS**”. This is the side contains only **information given by me, Mrs. Saylor. Nothing else should be placed on the LEFT SIDE!!**
- The Right side “**REFLECTS**”. This is the side that you write conclusions, analyze experiments and reflect on lessons, experiments or tests.

Left **SIDE= MY SIDE**

- The **RIGHT SIDE** belongs to me, Mrs. Saylor, and therefore should only contain **information given or “input” from me.**
- This is the **ESSENTIAL** information that will **DEFINITELY** be on a quiz or test. Nothing else should go on this side.

ODD PAGES =1, 3, 5, 7, 9...YOU GOT IT..

Examples of Left Side "Input"

4.5c

Flow of energy through food webs

- Notes from
 - Powerpoints
 - Movie/Video
 - Article Readings
- Scientific vocabulary exercises
- All labs
- Study Guides

All organisms are part of a food web. Several food chains, which are linked, make up a food web. A food chain identifies the roles organisms use to get the food they need to survive. The sun, which is the source of energy, is the start of food chains. Food chains also contain producers, consumers, and decomposers. A producer is a plant. Plants use sunlight to make food. The greatest amount of energy in a community is in the producers. Primary, first-level, consumers are animals that eat plants. Secondary, second-level consumers, eat an animal for their food source. You have heard these called herbivores, carnivores, and omnivores. Do you remember the difference? Decomposers are organisms that break down wastes and dead plants or animals. The sun's energy cycles through ecosystems from producers through consumers and back into the nutrient pool through decomposers.

#1

① eat plants
② eat animals
③ eat both

For example, a simple food chain might be the sun, grass, mouse, fox, and maggots. In this food chain what is the producer? What is the decomposer? What is the source of energy? This food chain is part of a larger food web. Can you see that changing the mouse to a rabbit makes a different food chain but in the same food web? What other chains in this food web could we create? Can you identify which are primary/secondary consumers, producers, and decomposers?

#2

Right SIDE= YO SIDE

- The **RIGHT SIDE** belongs to you. Every right side page gets used!
- **Output exercises:** summaries, thinking maps, tables, graphs, word webs, concept maps, diagrams, Venn diagrams, pictures/drawings, brainstorming, poems, raps, quotes, songs, cartoons, weird and bizarre thoughts and ideas and reflections.

Even Pages = 2,4,6,8..YOU KNOW IT.




A food web is made up of several linked food chains. The energy source flows through all the parts of the food web.

Warm - Ups

The **warm-ups** are also placed on the **LEFT** side of the notebook. You will get a blank piece of notebook paper, do the warm-up and tape it in your book on the left side. Warm-ups act as a **reinforcement of the lesson**. Remember, warm-ups are done in the First 5!

Bell work #1



Fill in the missing word.

Left Right Notebook Paper

Handouts from Mrs. Saylor go on the A side. I get to be creative, analyze and show what I learned on the B side. My warm-ups will be done on C and taped on the D side of my notebook.

Answers:

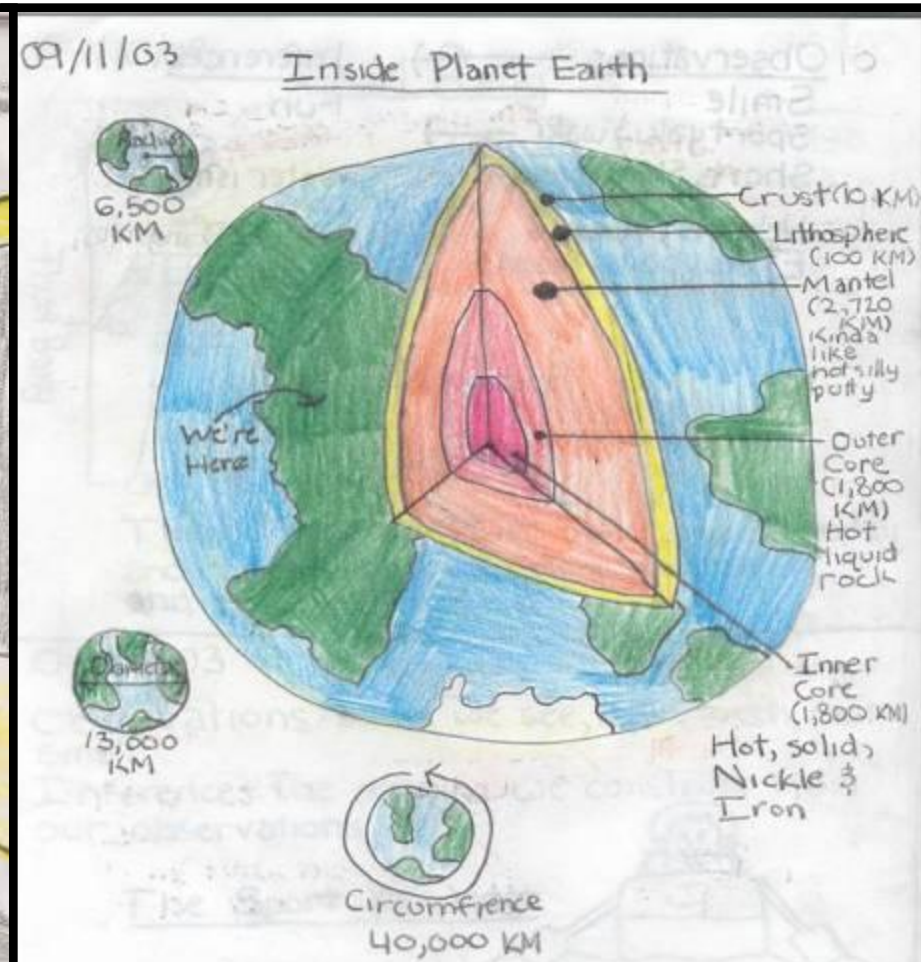
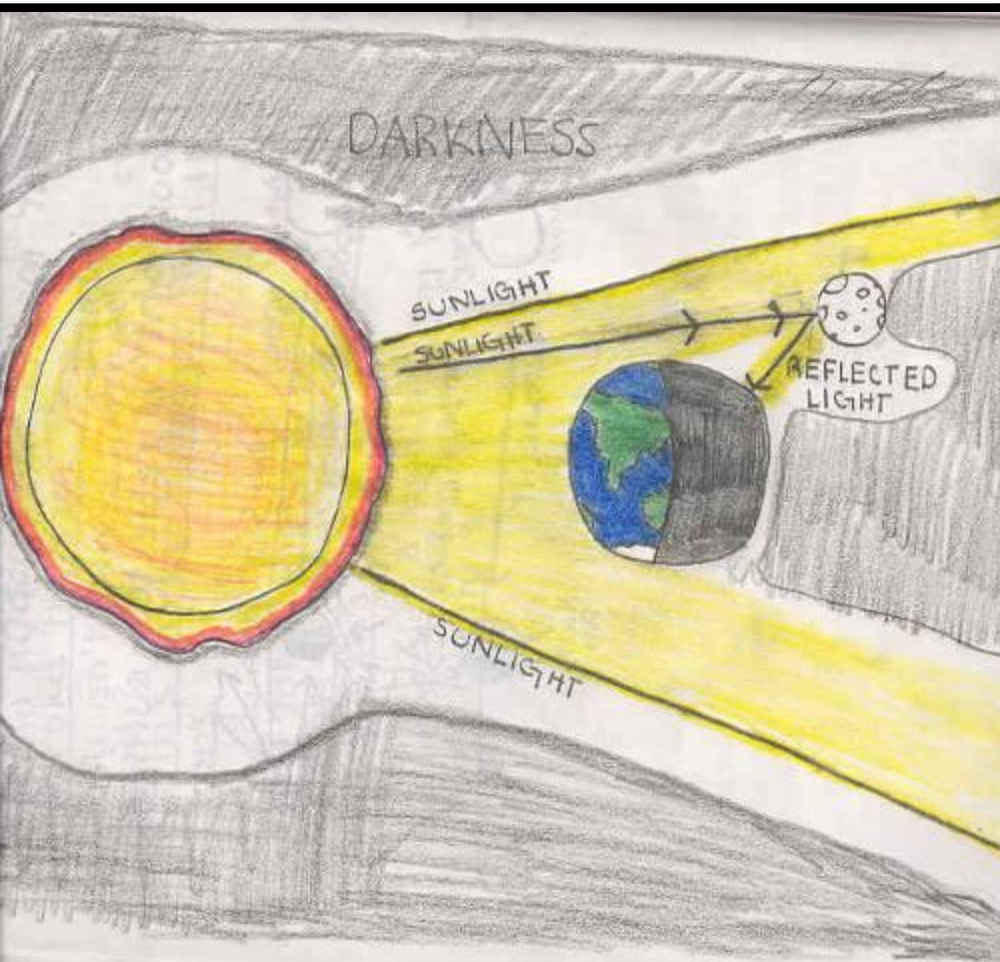
A. Left

B. Right

C. Notebook Paper

D. Left

DRAWINGS/ILLUSTRATIONS



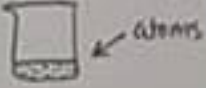
FOLDABLES

9-11-17 10

STATES

PLASMA


- State of matter that has a definite volume and definite shape.
- Atoms in a solid are held tightly together
- Solid sublimates \rightarrow gas (dry ice)
- Solid melting \rightarrow liquid (choc)



atoms

Gas

- State of matter that has definite volume but no definite shape.
- Atoms in a liquid are held loosely together liquid
- condensation \rightarrow gas (gasoline)
- liquid freezing \rightarrow solid ($H_2O \rightarrow$ ice)



atoms

Sublimation

Condensation

Evaporation

24

Moon

TEK

The half of the moon that faces the Sun is facing away from us, so we don't see it!

We see half of the half of the moon that is lit by the Sun. A half of a half is only a quarter.

First Quarter

Waning Crescent

Last Quarter


Waxing Gibbous (Full Moon)

Third Quarter

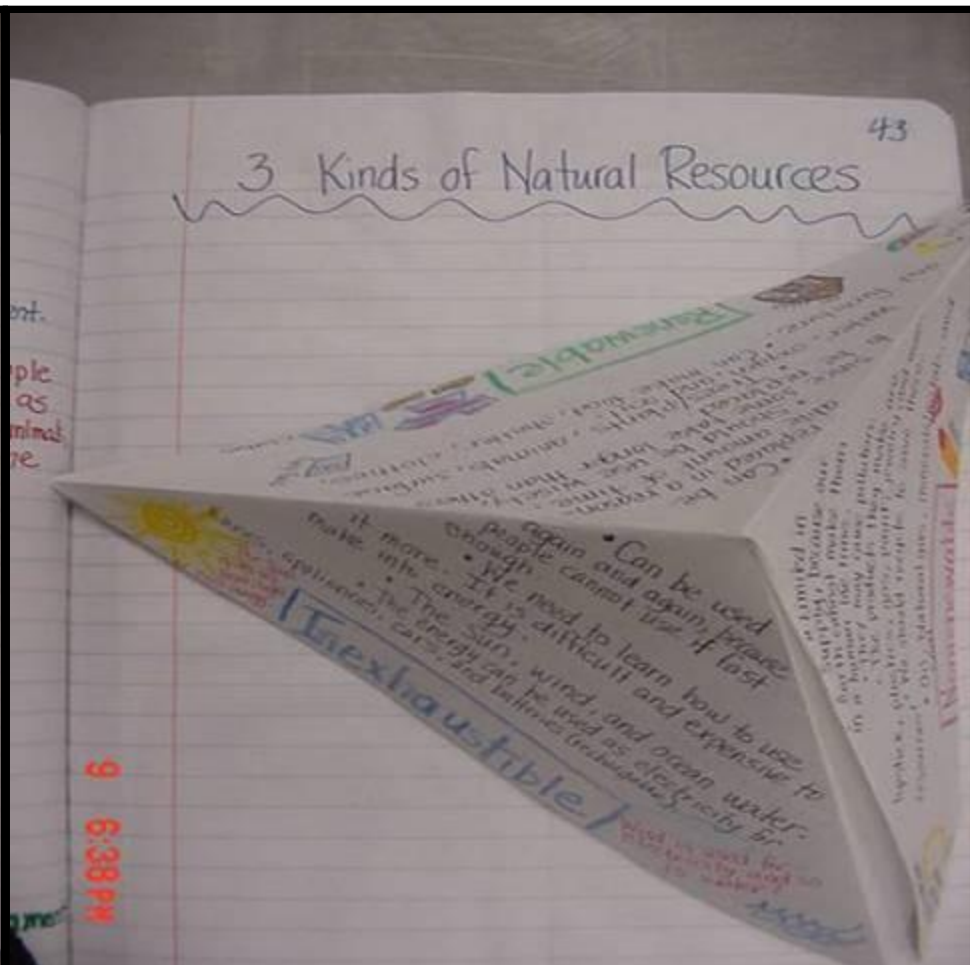

Full Moon

Three Quarter Moon

1 2 3 4 5 6 7 8



FOLDABLES

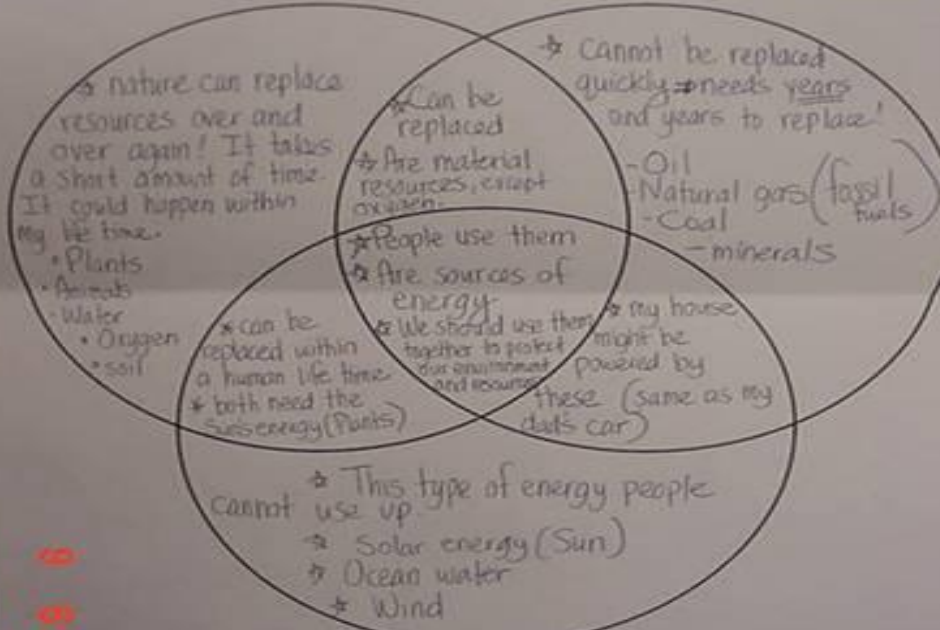


GRAPHIC ORGANIZERS

Name Cyen Tint Date _____

Renewable Resources

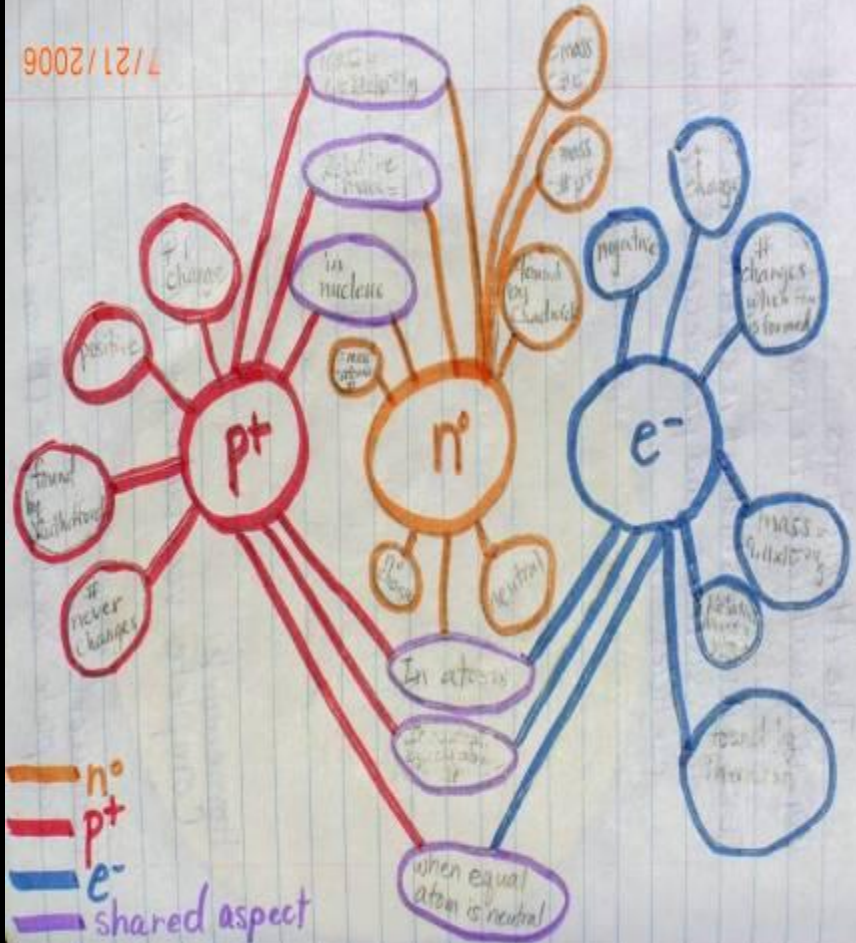
Nonrenewable Resources



Inexhaustible Resources

9 6:30pm

9002/12/1





Triple Double 1M.
Compare/Contrast p^+ , n^0 , e^-

What Do Students Say About INB's?

- “INB's are easy to do and worth a lot of points, so take time and effort to do them well.”
- "Always update your table of contents so papers don't get messed up - or in case of an INB check.”
- "An INB is a great tool, keep it organized!”
- "You have to spend quality time on your INB.”
- "Don't leave your INB until the last day, otherwise you may be up to the early morning hours finishing assignments.”
- "Colorize things. It looks so much better that way”
- "Keep it in order, because you never know when a notebook check might come up.”
- "Do not save your INB until the last minute. Remember, it counts more than a test.”

Now You're Ready!



Something to remember, since you will be lost without your science notebook, you must bring it with you every day!

By failing to bring your notebook, you are putting yourself in jeopardy and possibly putting your lab group in jeopardy; meaning you will lose 5 points for not having it!!