

Online Learning with **Marshall Cavendish Online**

Workshop Objectives

- Overview of Student Account
 - Install Plug-ins, Logging In & Portal Navigation
- Parent Involvement
- Topic introduction & revision, Progress & Score Tracking
- Check assignment completion, Lesson & Test Tracking
- Overview of Parent Account
 - Logging In & What's Available in your account?
- The Social Learning Wall
- Self-Help Services

1 2 3 4

Products and Services

LEAD LMS

The LEAD Portal is a feature-rich Learning Management System for delivering, tracking and managing online learning... [Read More](#)

Channel Series

LEAD provides a large repository of pedagogically sound curriculum-based interactive courseware for self-directed learning.

Infocomm Club

To foster an engaging learning experience through the innovative use of Infocomm, LEAD's exclusive Infocomm Club ensures students acquire creative and technical skills in the latest Digital Media softwares...

Login ID

School ID

Password



Overview of Student Account



(65) 6777 5198



Monday-Friday 8am-9pm
Saturday 8am-1pm

System Check

 Go

HOME

ABOUT US

SUCCESS STORIES

OUR SOLUTIONS

CONTACT US

OUR WEBSITES

INNOVATE

and deliver solutions through a fun and trusted platform



Newsroom



Video Cent



Singapore Site

Login

Login ID

School

Password




Login

Can't login? | Help | **System Check**

System Check

System Check

System Check Summary

Application	Information	
Adobe Flash Player	Adobe Flash Player is a browser plugin required for viewing animation and coursewares. Click here to optimize Adobe Flash Player.	 INSTALLED
Han Yu Pin Yin Font	The Han Yu Pin Yin font is required for viewing Han Yu Pin Yin characters in some Chinese courseware.	 DOWNLOAD
Apple QuickTime Player	Apple QuickTime Player is required for viewing QuickTime movies and coursewares with embedded QuickTime movies.	

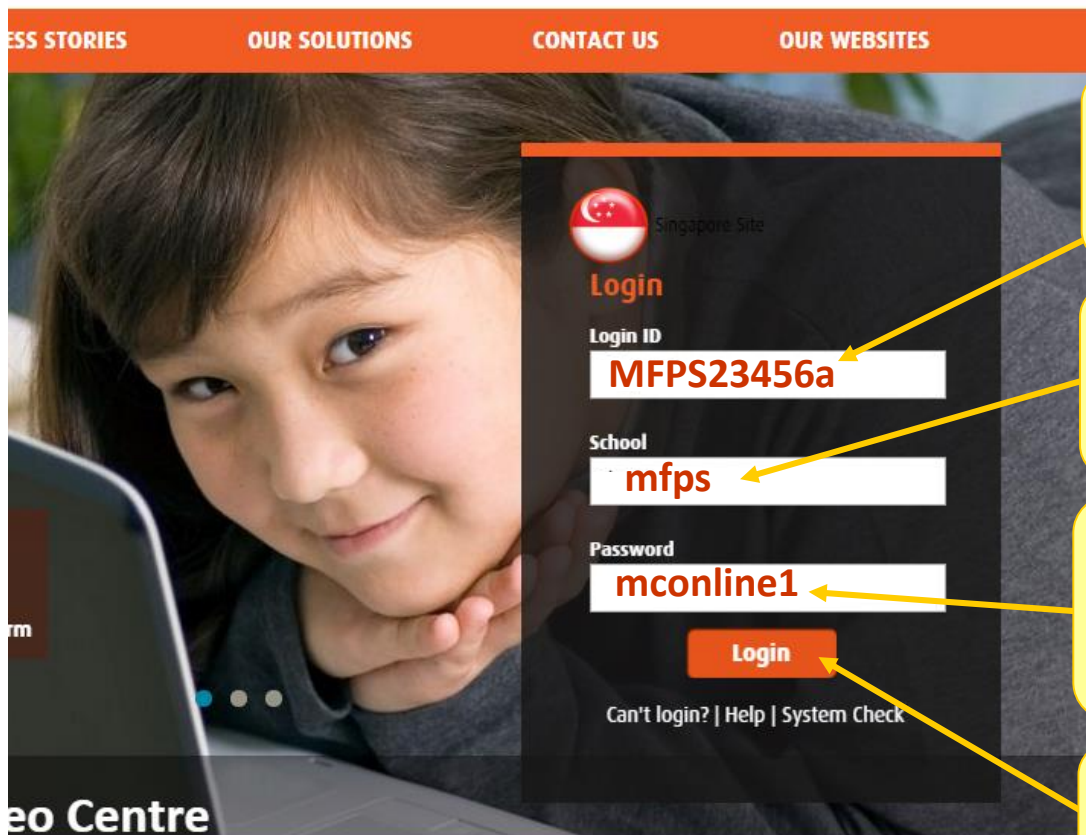
Close

The system check will detect if you have the following applications installed :

- 1) Adobe Flash Player
- 2) Han Yu Pin Yin Font
- 3) Apple Quicktime Player

LOGGING IN TO MC Online PORTAL

URL: www.mconline.sg



Step 1:

Child's BC number
(**eg. CKPS23456A**)

Step 2:

Enter your school name
(**ckps**)

Step 3:

Enter your password
(**mconline1**) *this varies ...*

Step 4:

Click "Login"

LOGGING IN TO MC Online PORTAL

Your child's MC Online login will be in the following format: School ID + Last 5 or 6 characters of his/her BC Number.

For example:

- School ID + last 5 or 6 characters of your child's BC Number
 - Example for last 5 characters – EPPS + T0912376A → **MFPS2376A**
 - Example for last 6 characters - EPPS + T0912376A → **MFPS12376A**
- School ID – You should check with your child's school the School ID for the MC Online Portal. This is normally based on the initial letters of the school. *Eg. My First Primary School = MFPS.*
- Last 5 or 6 characters of your child's BC Number – The characters include the last alphabet on your child's BC Number. You may wish to write your child's BC Number on a piece of paper and count the last 5 or 6 characters from the end of the BC Number.

How can your child navigate around?

The screenshot shows the user interface of the Marshall Cavendish Education website. At the top, there is a navigation bar with tabs for Home, My Subjects, Collaboration, My Tools, My Enrichment, School Admin, and My Account. Below this, the 'My Subjects' section is active, showing sub-tabs for Track Subjects and Module Access Control. Underneath, there are buttons for All Subjects, English, Maths, Science, Mother Tongue, and Others. The main content area is divided into two columns. The left column contains several widgets: an 'Announcement' board with a red circle around the title and a red arrow pointing to a yellow box containing the text 'Read messages posted in the announcement board.'; a 'You have no new assignments' widget with a red circle around the title and a red arrow pointing to a yellow box containing the text 'My Assignments'; and a 'MindMeister' widget. The right column displays a list of subjects and their associated content. Under 'English', there is a list of items including 'King of English Grammar', 'Lower Primary (Listen and Read)', 'Primary 1', 'Primary 2', 'Primary 3', 'Primary 3/4 (Grammar)', 'Primary 4', 'Primary 5', 'Primary 5/6 (Grammar)', and 'Primary 6'. Below this is a 'News in Class' section with a 'News in Class' link. At the bottom, there is an 'English Oral Buddy (New Format)' section with links for 'Primary 3' and 'Primary 4'. The bottom of the page features a footer with the copyright notice '© 2014 Marshall Cavendish Education | Confidential' and a page number '8'.

How can your child navigate around?

- Home
- My Subjects
- Collaboration
- My Tools
- My Enrichment
- School Admin
- My Account

Announcement

[Compose](#) | [Manage](#) | [View all](#)

You have no new assignments

[View My Current Assignments](#)

MindMeister


- [MindMeister](#)

Google Apps

- [Email](#)

- My Subjects**
- Track Subjects
- Module Access Control

- All Subjects**
- English
- Maths
- Science
- Mother Tongue
- Others

 **English**
King of English Grammar
Lower Primary (Listen and Read)
Primary 1
Primary 2
Primary 3
Primary 3/4 (Grammar)
Primary 4
Primary 5
Primary 5/6 (Grammar)
Primary 6

Learning Channels – My Subjects

 **News in Class**
News in Class

 **English Oral Buddy (New Format)**
Primary 3
Primary 4

Personal Google Email & Tools

 **English Reading Buddy**



Parent Involvement

My Subjects

- Topic introduction & revision

The screenshot shows the 'Math Buddies Primary 1' interface. At the top left is the Marshall Cavendish Education logo. The main title 'Math Buddies Primary 1' is centered at the top. To the right of the title are buttons for 'Hide Topics', 'Score', 'Previous', 'Next', and 'Quit'. Below the title is a 'Topic Listing' sidebar on the left with a scrollable list of subjects: Numbers To 10, Number Bonds, Addition Within 10, Subtraction Within 10, Shapes And Patterns, Ordinal Numbers And Position, Numbers To 20, Addition And Subtraction Within 20, Length, and Numbers To 40. The main content area features a large, colorful illustration of the title 'Math Buddies' in a bubbly font, with 'Primary 1' in a red oval below it. The illustration includes several cartoon children and a teacher standing on a green field under a blue sky with white clouds. At the bottom of the interface, there is a copyright notice: '© 2012 Marshall Cavendish Online Pte. Ltd. All Rights Reserved.' and the Marshall Cavendish Online logo.

My Subjects

- Progress & Score Tracking

- Track the completion progress of tutorials
- Track the activity scores & quiz scores



mc Marshall Cavendish Online

P1 Mathematics Syllabus

Hide Topics
Score
Previous
Next
Quit

Topic Listing

Numbers To 10

Number Bonds

Addition Within 10

Subtraction Within

Score Summary

Name: adi

	Status	Latest Score (%) / Date		Highest Score (%)	Lowest Score (%)
Numbers To 10					
Counting To 10					
Tutorial	incomplete	-	15/11/2013 17:30	-	-
Activity	passed	80.00	15/11/2013 17:30	80.00	80.00
Quiz	passed	100.00	15/11/2013 17:30	100.00	100.00

My Assignment

- Assignment completion

- Check for online assignments
- Complete the assignments before the due date
- Guide your child with their assignments

Home My Subjects Collaboration My Enrichment School Admin My Account

MY ASSIGNMENTS TRACK MY LESSONS TRACK MY TESTS

Current Overdue/Closed Submitted Upcoming

Subjects: All Subjects Sort by: Date List

Past Tenses 1
Subject: English
Assigned by: yinghaot **due in 25 days 14 hours 37 mins** (from 13/11/2013 00:00:00 to 13/12/2013 23:55)
Status: not submitted

Announcement

There is currently no announcement.

[View all](#)

You have 1 new assignment(s):

[Test/Quiz \(1\)](#)

My Assignment

- Lesson tracking

Home	My Subjects	Collaboration	My Enrichment	School Admin	My Account
MY ASSIGNMENTS	TRACK MY LESSONS	TRACK MY TESTS			

Titles	Subject	Class / Group
小学华文一年级 — 单元 (五)	Chinese	1 Courage
Learn to draw a Cute Characters	Art & Crafts	Everyone
P2 - 09 Measuring In Grams (Mass)	Mathematics	Everyone
P3 - 06 Multiplication With Regrouping In Ones, Tens, Hundreds And Thousands (Multiplication)	Mathematics	Everyone

- View the list of past lessons and track your child's completion status

My Assignment

- Test tracking

Home
My Subjects
Collaboration
My Enrichment
School Admin
My Account

MY ASSIGNMENTS
TRACK MY LESSONS
TRACK MY TESTS

Academic Year: List Selection

All Subjects
 English
 Chinese
 List Selection

All Terms
 Term 1
 Term 2
 Term 3
 Term 4

Test Title ▲	Subject	Start / End Date	Score	
			Raw	%(100)
(PUYC)- P4-04.3 第四课_阅读理解	Chinese	19/08/2013 - 19/09/2013	Not Submitted	-
(2010 Rel): P2 - 4 - Vocabulary	English	18/06/2013 - 18/07/2013	6.10	87.14

- View the list of past tests and track your child's test scores
- Click on the test title to view your child's entire marked paper

My Assignment

- Test tracking (View Flash test paper)

viewMark - Google Chrome

www.lead.com.sg/LEAD/TestBuilder/OnlineTest/flashtest/MarkFlashTest.aspx?action=viewMark&tguid=&userid=203836F2-0998-4FC1-A09C-FF97FB83C700

Fill in the blanks with the words given in the box.

coop shed field nests
sty tunnels hives trees

Farmer Brown keeps his pigs in a _____ sty ✓

Answer sty

Score:88 %

My Assignment

- Test tracking (View non-Flash test paper)

Vocabulary (10)				
Question	Response	Result	Score	
1. The scientist _____ his newly invented high-speed car on the highway. (1) Answer: steered Explanation:	steered	✓	1	
2. The poachers _____ changed their plans as soon as they found out that someone had informed the rangers. (1) Answer: hastily Explanation:	nastily	✗	0	
3. Researchers have now _____ a way of keeping track of the dwindling population of elephants. (1) Answer: devised Explanation:	decomposed	✗	0	
4. Before the arrival of the handphone, the pager was the latest _____ that helped us to contact people easily. (1) Answer: gizmo Explanation:	gizmo	✓	1	
5. Within minutes, the raging fire _____ more than half of the (1) Answer: engulfed				

- Identify mistakes

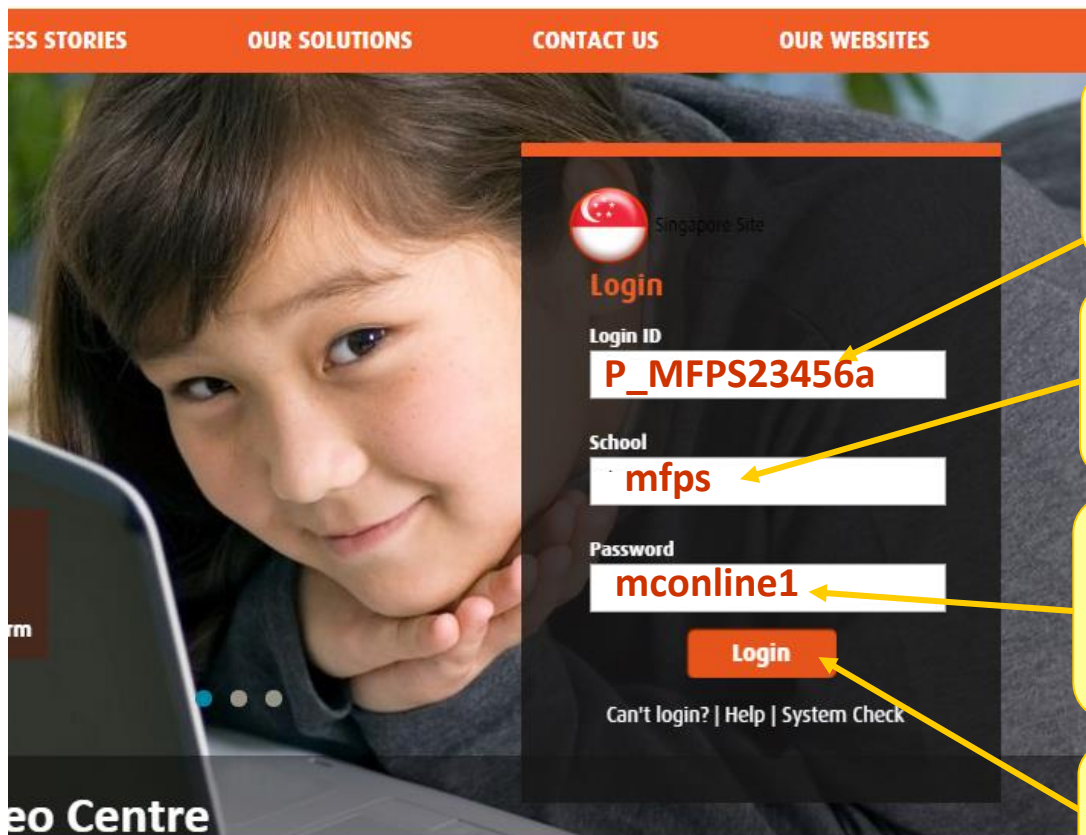
- Identify their strengths and weaknesses



PARENTS LOGIN TO MC Online PORTAL

LOGGING IN TO MC Online PORTAL

URL: www.mconline.sg



Step 1:
Child's BC number
(**eg. P_CKPS23456A**)

Step 2:
Enter your school name
(**ckps**)

Step 3:
Enter your password
(**parent01**) *this varies ...*

Step 4:
Click "Login"

LOGGING IN TO MC Online PORTAL

The Parent's login is similar to the child's login. You need to include P_ (*underscore*) in front of your child's Login ID.

For example:

- School ID + last 5 or 6 characters of your child's BC Number
 - Example for last 5 characters – P_ + MFPS + T0912376A → **P_MFPS2376A**
 - Example for last 6 characters – P_ + MFPS + T0912376A → **P_MFPS12376A**
- School ID – You should check with your child's school the School ID for the MC Online Portal. This is normally based on the initial letters of the school. *Eg. My First Primary School = MFPS.*
- Last 5 or 6 characters of your child's BC Number – The characters include the last alphabet on your child's BC Number. You may wish to write your child's BC Number on a piece of paper and count the last 5 or 6 characters from the end of the BC Number.

Viewing Announcements

The screenshot shows the user interface of the Marshall Cavendish Education website. At the top, there is a navigation bar with tabs for Home, Collaboration, School Admin, and My Account. Below this, there are several menu items: MY ASSIGNMENTS, VIEW MY CHILD ASSIGNMENTS, TRACK MY CHILD LESSONS, and TRACK MY CHILD TESTS. Under MY ASSIGNMENTS, there are sub-tabs for Current, Overdue/Closed, Submitted, and Upcoming. A 'Subjects' dropdown menu is set to 'All Subjects' with a 'List' button next to it. The main content area displays an announcement titled 'Announcement' with a date of 09/02/2012. The announcement text reads: 'Dear teachers, parents and pupils, Please refer to the attached slides to guide you to declare your travel plan/s or export travel information.' Below the announcement is a blue 'View all' link. A blue arrow points from the 'View all' link to a yellow callout box.

If you wish to view all announcements in one page, just click on View All.

If there are many announcements, they will scroll upward. To pause the scrolling, just move your mouse pointer over the announcement.

View and Track Your Child's Lessons and Tests

The screenshot shows the user interface of the Marshall Cavendish Education website. At the top, there is a navigation bar with tabs for 'Home', 'Collaboration', 'School Admin', and 'My Account'. Below this, the 'MY ASSIGNMENTS' section is highlighted with a blue box. This section contains three sub-tabs: 'VIEW MY CHILD ASSIGNMENTS', 'TRACK MY CHILD LESSONS', and 'TRACK MY CHILD TESTS'. Below these tabs are filters for 'Current', 'Overdue/Closed', 'Submitted', and 'Upcoming'. A 'Subjects' dropdown menu is set to 'All Subjects' with a 'List' button next to it. The main content area displays '- You have no assignment. -'. On the left side, there is an 'Announcement' sidebar with a message dated 09/02/2012 and a 'View all' link.

You can view and track your child's assigned lessons and tests using the menu tabs indicated here.


View My Child's Assignments

Home Collaboration School Admin My Account

MY ASSIGNMENTS **VIEW MY CHILD ASSIGNMENTS** TRACK MY CHILD LESSONS TRACK MY CHILD TESTS

Current Overdue/Closed Submitted Upcoming

Subjects: All Subjects Sort by: Date List



Living and non-Living Things Lesson (Modified)
Subject: Science
Assigned by: Jeff **due in 16 days 2 hours 21 mins** (from 19/12/2014 00:00:00 to 19/01/2015 23:55)
Status: open
Summary: Your child has completed 0 of 8 learning object(s).
[Check status](#)

[View all](#)

You have no new assignments

You can see the lesson that has been assigned to your child such as who assigned it, when does it start and end.

Track My Child's Assignments

(Showing 1 - 10 of 30) Fir

Titles	Subject	Class / Group	Assignment Period
Living and non-Living Things Lesson (Modified)	Science	Students	2014-12-19 - 2015-01-19
P1 - 19 Adding And Subtracting In Dollars (Money 2)	Mathematics	1A	2014-10-13 - 2014-11-20
Lesson10022014	General	1A	2014-10-02 - 2014-11-02
P3 MPAH (M) C12 Fractions TE	Mathematics	1A	2014-09-02 - 2014-10-02
P5 - 03 Subtracting Unlike Fractions (Fractions 1)[Copy : Sep 02 2014 03:40 PM]	Mathematics	1A	2014-09-02 - 2014-10-02
test	Mathematics	1A	2014-08-15 - 2014-09-15
P6 - 09 Gerunds	English	1A	2014-06-25 - 2014-07-25
Lesson 1	Health Education	1A	2014-06-11 - 2014-07-11
test	Mathematics	1A	2014-05-20 - 2014-06-20
MOELC TEST	CME	1A	

wing 1 - 10 of 30) Fir

Clicking on the title allows you to track the individual activities within the lesson.

View test paper with your child's answers

[Home](#) | [Collaboration](#) | [School Admin](#) | [My Account](#)


[MY ASSIGNMENTS](#) | [VIEW MY CHILD ASSIGNMENTS](#) | [TRACK MY CHILD LESSONS](#) | **[TRACK MY CHILD TESTS](#)**

Academic Year:

All Subjects
 Science
 Mathematics

All Terms
 Term 1
 Term 2

Term 3
 Term 4

Test Title ▲	Subject	Start / End Date	Score	
			Raw	%(100)
(Mworks) – 4.0A Term Revision 1 	Mathematics	20/07/2012 - 20/08/2012	38	100
(Mworks) – 4.0B2 Term Revision 2 	Mathematics	20/07/2012 - 20/08/2012	2	4.65
Air and the Respiratory System 1 	Science	20/07/2012 - 20/08/2012	3	30

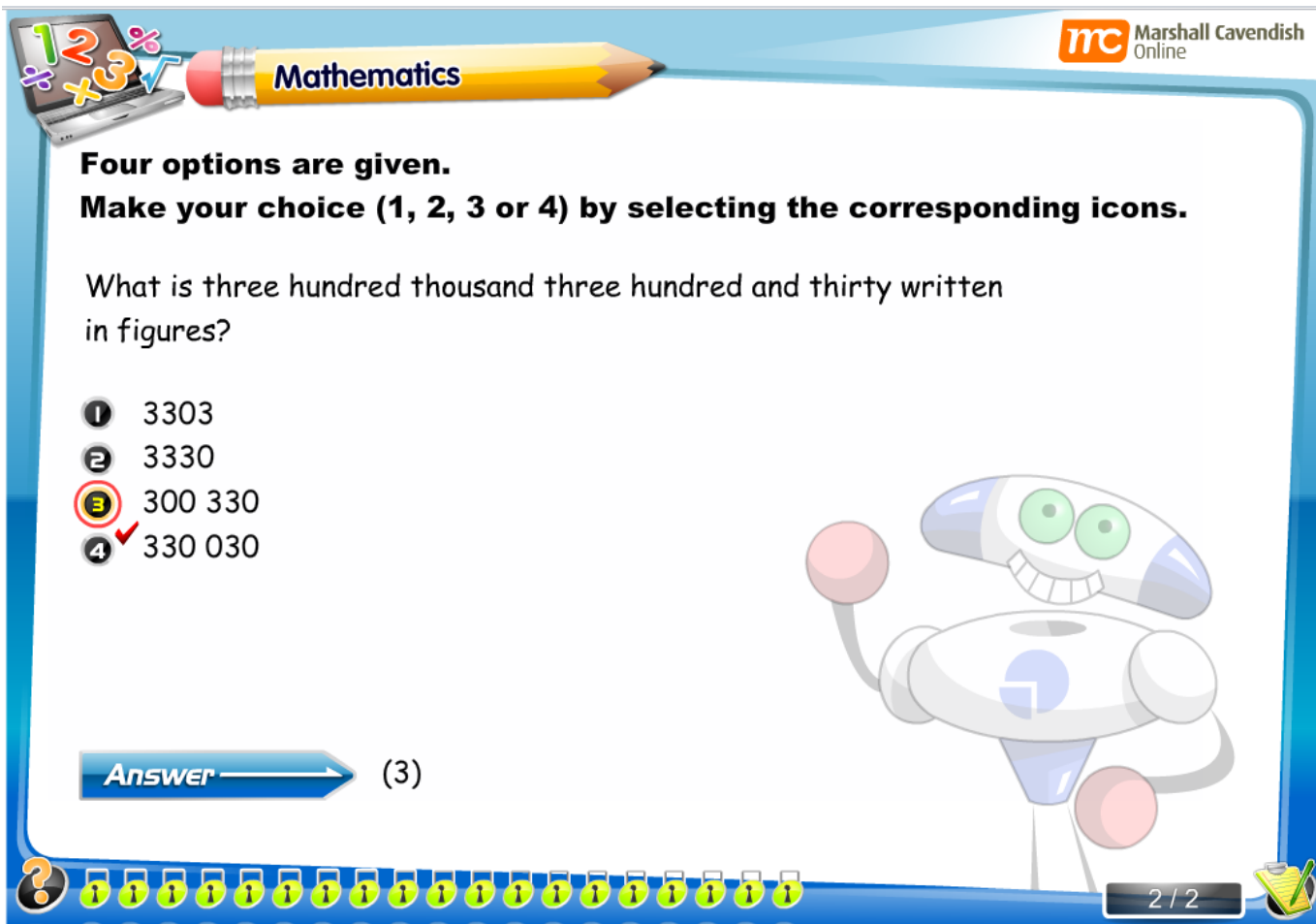
Click test title
 Note : You can only view the paper if your child has attempted and submitted.

View test paper with your child's answers (Non-Flash)

Vocabulary (10)

Question	Response	Result	Score
1. The scientist _____ his newly invented high-speed car on the highway. (1) Answer: steered Explanation: The poachers _____ changed their plans as soon as they found out that someone had informed the rangers. (1) Answer: hastily Explanation: Researchers have now _____ a way of keeping track of the dwindling population of elephants. (1) Answer: devised Explanation: Before the arrival of the handphone, the pager was the latest _____ that helped us to contact people easily. (1) Answer: gizmo Explanation: Within minutes, the raging fire _____ more than half of the forest area. (1) Answer: engulfed	steered	✓	1
	nastily	✗	0
	decomposed	✗	0
	gizmo	✓	1
	engaged	✗	0

View test paper with your child's answers (Flash)



Mathematics

**Four options are given.
Make your choice (1, 2, 3 or 4) by selecting the corresponding icons.**

What is three hundred thousand three hundred and thirty written in figures?

- 1 3303
- 2 3330
- 3 300 330
- 4 330 030

Answer → (3)

2 / 2

The interface features a blue border with a yellow pencil icon at the top. A cartoon robot is on the right side. At the bottom, there is a row of question icons, a question mark icon, and a page indicator '2 / 2'.

Where is it?

What should I update?

Updating My Profile

Where is it?

1. Login into the MC Online Portal with your child's user ID.
2. Click **My Account**.
3. Followed by **Administration**.
4. And **Update Personal Particulars**.

The screenshot shows the mceprimary user interface. At the top right, the user is identified as Dave Chia with links for User Manual, FAQ, and Logout. A navigation bar contains Home, My Subjects, Collaboration, My Enrichment, School Administration, and My Account. The My Account menu is expanded, showing Administration, Change Password, and Update Personal Particulars. The main content area is divided into My Subjects and Maths sections. The My Subjects section lists English resources like King of English Grammar and Primary 3 English. The Maths section lists Primary 3 Mathematics resources like Math Buddies and Shaping Maths. Three orange callout boxes with numbers 2, 3, and 4 point to the My Account, Administration, and Update Personal Particulars options respectively.

Where is it?

5. Alternatively, you may click on **My Account**.
6. Look for the **Administration** box.
7. And click on the Update Personal Particulars link.

The screenshot shows the Marshall Cavendish Online mceprimary interface. At the top, there is a navigation bar with the following items: Home, My Subjects, Collaboration, My Enrichment, School Admin, and My Account. The 'My Account' item is highlighted with a yellow box and an orange circle containing the number 5. Below the navigation bar, the 'My Account' section is displayed. It contains an 'Announcement' box with the text 'There is currently no announcements.' and a 'View all' link. Below this is a box stating 'You have no new assignments' with a 'View My Current Assignments' link. To the right of these boxes is the 'Administration' section, which is highlighted with a yellow box and an orange circle containing the number 6. This section contains the following links: 'Administration' (with a computer icon), 'Change Password', and 'Update Personal Particulars' (underlined). An orange circle containing the number 7 has an arrow pointing to the 'Update Personal Particulars' link.

What should I update?

Home My Subjects Collaboration My Enrichment School Admin My Account

PERSONAL ADMIN UPDATE PERSONAL PARTICULARS

Name: Dave Chia

Gender: ← 1

NRIC No.: T1234310A

Address:

City:

Postal Code:

Country:

Email Address: davechia@mceprimary.edu.sg ← 2

Home Telephone:

Mobile Telephone:

3 → Save Return

1. Type your email address.
2. Select your gender (if it is blank).
3. Click the **Save** button.

What should I update?

Home My Subjects Collaboration My Enrichment School Admin My Account

PERSONAL ADMIN UPDATE PERSONAL PARTICULARS

Name: Dave Chia

Gender: Male

NRIC No.: T1234310A

Add

Postal C

Cou

Email Address: davechia@mceprimary.edu.sg

Home Telephone:

Mobile Telephone:

Save Return

www.mconline.sg says:
Profile updated successfully.

4 → OK

4. Click the **OK** button.

What should I update?

Home My Subjects Collaboration My Enrichment School Admin My Account

PERSONAL ADMIN UPDATE PERSONAL PARTICULARS

Name: Dave Chia

Gender: Male

NRIC No.: T1234310A

Address:

City:

Postal Code:


Country:

Email Address: davechia@mceprimary.edu.sg

Home Telephone:

Mobile Telephone:

Save Return



© 2017 Marshall Cavendish Education Pte. Ltd. All Rights Reserved.

5. You can click on the **Return** button to go back to the previous page.
6. Or you can logout of your MC Online account.

Summary

- Student Login
 - *Login ID – School ID + last 5 or 6 characters of BC Number (CKPS23456A)*
 - *School ID – ckps*
 - *Password - student01 (default)*
- Parent's Login
 - *Login ID – P_ + School ID + last 5 or 6 characters of BC Number (P_CKPS23456A)*
 - *School ID – ckps*
 - *Password – parent01 (default)*
- Important things to do after logging in
 - *School will inform the login password*



Contacting HelpDesk

Contact Information



