



Quality Replacement Parts for  
**OMC/Volvo Penta**





**GLM Products, Inc.** is committed to producing the highest quality and cost efficient aftermarket marine products in the industry. At GLM, we use only the highest quality materials and most advanced technology for our product line, enabling us to produce the most reliable and compatible products for the marine aftermarket parts industry.

GLM offers an exciting line of exceptional products, which are brand new from factory and compatible and interchangeable with OEM application. Our in-house design and engineering teams enable us to make improvements on original OEM materials and designs. At GLM, we strive to include all new advancements, improvements, and superior materials with the ever-changing world of technology.

Consider the many additions to GLM's line over the past several years. No other aftermarket manufacturer can compare with our variety of products being offered that GLM has developed and re-designed. When you invest in a GLM product, you can be assured that you are receiving the highest quality aftermarket marine part available. GLM's innovation and exclusive aftermarket products keep us the only source for all your boat repair or maintenance needs.

At GLM Products, Inc. we deliver the highest quality and most complete line of over 4,000 aftermarket marine parts sold worldwide. At GLM, we are...

*...the Leader of the Aftermarket Marine Parts Industry!*



Contents of this catalog are copyrighted. Reproduction of any or all of its contents is prohibited. We have prepared this catalog to provide you with information that is helpful and accurate as possible. Although care has been taken to assure the accuracy of the data presented in this catalog, GLM Products, Inc. does not assume any liability for errors or omissions. All illustrations, photos, etc. used in this catalog are intended as representative views for reference only. MerCruiser and Mercury/Mariner/Force are registered trademarks of the Brunswick Corporation; OMC Cobra and OMC Stringer are registered trademarks of Outboard Marine Corporation; Volvo Penta is a registered trademark of AB Volvo; Johnson/Evinrude are registered trademarks of Bombardier Motor Corporation of America; Yamaha is a registered trademark of Yamaha Motor Company, U.S.A.; GLM is a registered trademark of GLM Products, Inc. Copyright © 2022.

# TABLE OF CONTENTS

COBRA SX STERNDRIVE	OMC COBRA STERNDRIVE
<b>Cobra SX Replacement Sterndrives (1994 &amp; Up)</b> Section 1	<b>OMC Cobra Transom Assembly Parts (1986-1993)</b> Section 5
Upper Gear Housing Breakdown (1994 & Up) ..... 6-7	Transom Assembly - Breakdown (1986-1993) ..... 54-55
Lower Gear Housing Breakdown (1994 & Up) ..... 8-9	Shift Cable (1986-1993) ..... 56
Transom Assembly Breakdown (1994 & Up) ..... 10-11	Transom Bellows ..... 57
U-Joint Bellows & Exhaust Bellows - External ..... 12	Transom Service Kit (1986-1993) ..... 57
Gimbal Bearing ..... 12	Drive Installation Kit (1986-1993) ..... 57
Thrust Plates ..... 12	Gimbal Bearing ..... 57
Drive Shaft Housing Universal Joint Assembly ..... 13	
Drive Shaft Housing U-Joints ..... 13	
Drive Shaft Housing Yokes & Socket ..... 13	
Gear Housing Seal Kits ..... 14	
Bearing Carrier Bearings & Oil Seals ..... 14	
Shift Lever Oil Seal ..... 14	
Drive Shaft - Lower ..... 15	
Prop Shaft ..... 15	
Trim Tab ..... 16	
	<b>OMC STRINGER STERNDRIVE</b>
<b>OMC COBRA STERNDRIVE</b>	<b>OMC Stringer Upper Gear Housing Parts (1985 &amp; Older)</b> Section 6
<b>OMC Cobra Replacement Sterndrives (1986-1993)</b> Section 2	Upper Gear Housing - Applications ..... 60
Sterndrive Unit Application ..... 18	Upper Gear Housing - Complete ..... 61
Complete Upper Gear Housing Assembly ..... 19	Upper Gear Housing - Empty ..... 62
Complete Lower Gear Housing Assembly ..... 19	Bearing Retainer - Assembly Kits ..... 63
	Upper Gear Housing - Rebuild Kits ..... 63
<b>OMC Cobra Upper Gear Housing Parts (1986-1993)</b> Section 3	Upper Gear Housing - Seal Kits ..... 64
Upper Gear Housing - Complete (1986-1993) ..... 22	Upper Gear Sets ..... 65
Upper Gear Housing - Empty (1986-1993) ..... 23	Upper Gear Housing - Breakdown (1973-1985) ..... 66-67
Upper Gear Housing - Assembly & Rebuild Kits (1986-1993) .. 24	Upper Gear Housing Components ..... 68-69
Upper Gear Housing - Seal Kits (1986-1993) ..... 25	Drive Shafts ..... 70
Upper Gear Housing Kits - Applications (1986-1993) ..... 25	Steering Components ..... 71
Upper Gear Set Assembly Kits (1986-1993) ..... 26	
Upper Gear Sets (1986-1993) ..... 27	<b>OMC Stringer Lower Gear Housing Parts (1985 &amp; Older)</b> Section 7
Upper Gear Housing - Breakdown (1986-1993) ..... 28-29	Lower Gear Housing - Breakdown (1978-1985) ..... 74-75
Gear Housing Components (1986-1993) ..... 30-32	Lower Gear Sets ..... 76-79
Gear Housing Drive Shaft (1986-1993) ..... 33	Lower Gear Housing Seal Kits ..... 80
	Lower Gear Housing Components (1978-1985) ..... 80
<b>OMC Cobra Lower Gear Housing Parts (1986-1993)</b> Section 4	Prop Shaft Parts - 4-Cyl. w/ Mechanical Shift (1978-1985) ..... 81
Lower Gear Housing - Complete (1986-1993) ..... 36	Prop Shaft Parts - V6 & V8 w/ Mechanical Shift (1978-1985) .... 81
Lower Gear Housing - Empty (1986-1993) ..... 37	Lower Gear Housing - 4-Cyl. w/ Mechanical Shift (1978-1985) ..... 82
Lower Gear Housing - Rebuild Kit ..... 38	Lower Gear Housing - V6 & V8 w/ Mechanical Shift (1978-1985) ..... 83
Lower Gear Housing - Seal Kits (1986-1993) ..... 39	Shift Parts ..... 84
Lower Gear Housing - Breakdown (1986-1993) ..... 40-41	Miscellaneous ..... 84
Lower Gear Housing Gear Sets ..... 42-45	Electric Shift Lower ..... 85
Prop Shaft Parts - 4-Cyl. 2.3L (1987-1990), 3.0L (1986-1990) .. 46	
Prop Shaft Parts - 4-Cyl. 3.0L (1990), V6 & V8 (1986-1990) ..... 46	<b>OMC Stringer Intermediate Housing Parts (1985 &amp; Older)</b> Section 8
Prop Shaft Parts - ALL (1991-1993) ..... 47	Intermediate Housing - Breakdown ..... 88-89
Lower Gear Housing Components ..... 48-49	Intermediate Housing - Seal Kit ..... 90
Lower Gear Housing Shift Shaft (1986-1993) ..... 50	Tilt Housing - Seal Kit ..... 90
Lower Gear Housing Drive Shaft (1986-1993) ..... 51	Tilt Shaft ..... 90
	Ball Gears, Bearings, Seals ..... 91
	Drive Installation Kits ..... 91
	Transom Boot/Seal ..... 92







# Section 1

---

## Cobra SX Drive Sterndrives & Transom Assemblies 1994 & Up

<i>Upper Gear Housing Breakdown (1994 &amp; Up)</i> .....	6-7
<i>Lower Gear Housing Breakdown (1994 &amp; Up)</i> .....	8-9
<i>Transom Assembly Breakdown (1994 &amp; Up)</i> .....	10-11
<i>U-Joint Bellows</i> .....	12
<i>Exhaust Bellows - External</i> .....	12
<i>Gimbal Bearing</i> .....	12
<i>Thrust Plates</i> .....	12
<i>Drive Shaft Housing Universal Joint Assembly</i> .....	13
<i>Drive Shaft Housing U-Joints</i> .....	13
<i>Drive Shaft Housing Yokes &amp; Socket</i> .....	13
<i>Gear Housing Seal Kits</i> .....	14
<i>Bearing Carrier Bearings &amp; Oil Seals</i> .....	14
<i>Shift Lever Oil Seal</i> .....	14
<i>Drive Shaft - Lower</i> .....	15
<i>Prop Shaft</i> .....	15
<i>Trim Tab</i> .....	16

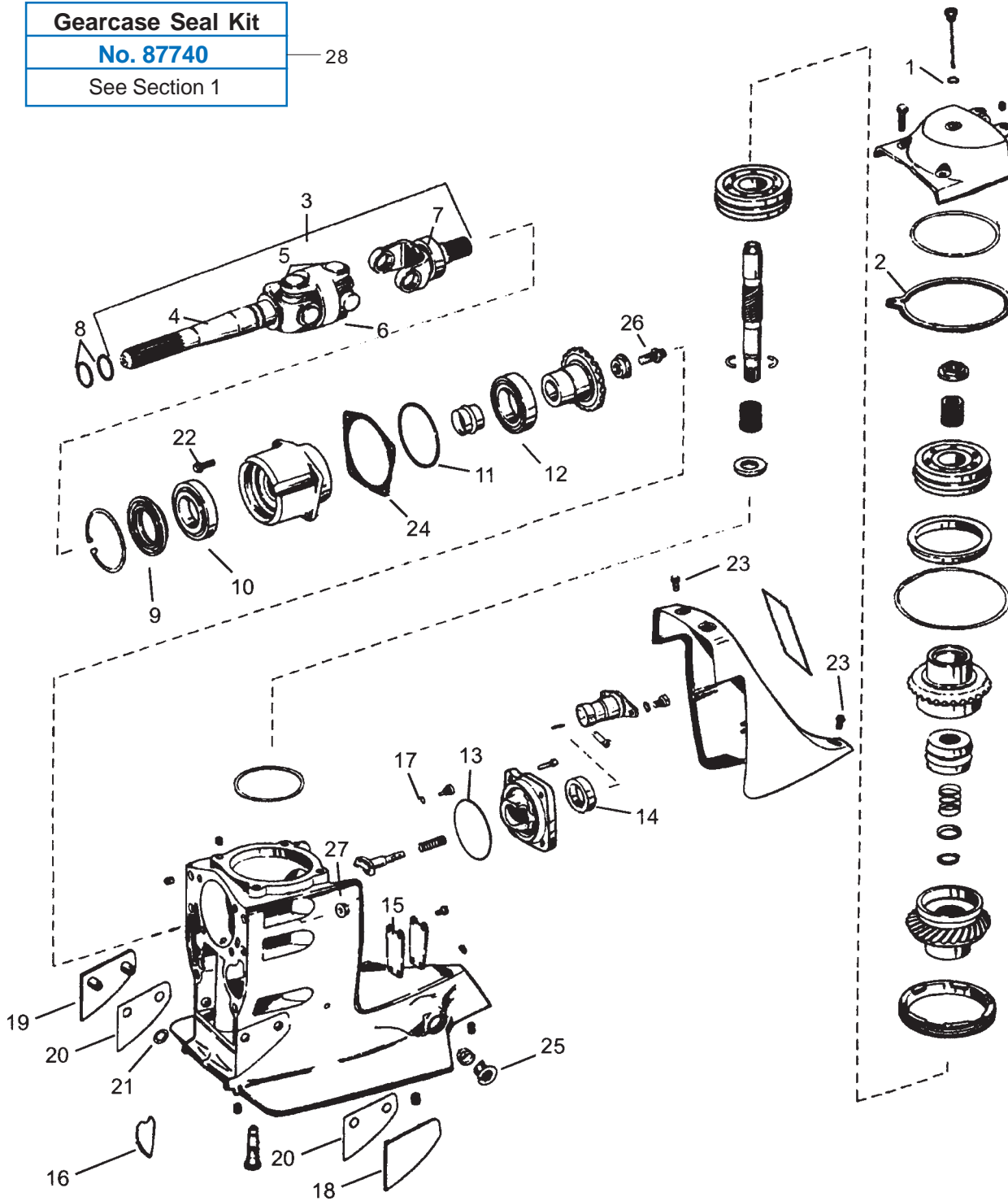
# Cobra SX

## UPPER GEAR HOUSING COMPONENTS (1994 & Up)

**Gearcase Seal Kit**

**No. 87740**

See Section 1







# Cobra SX

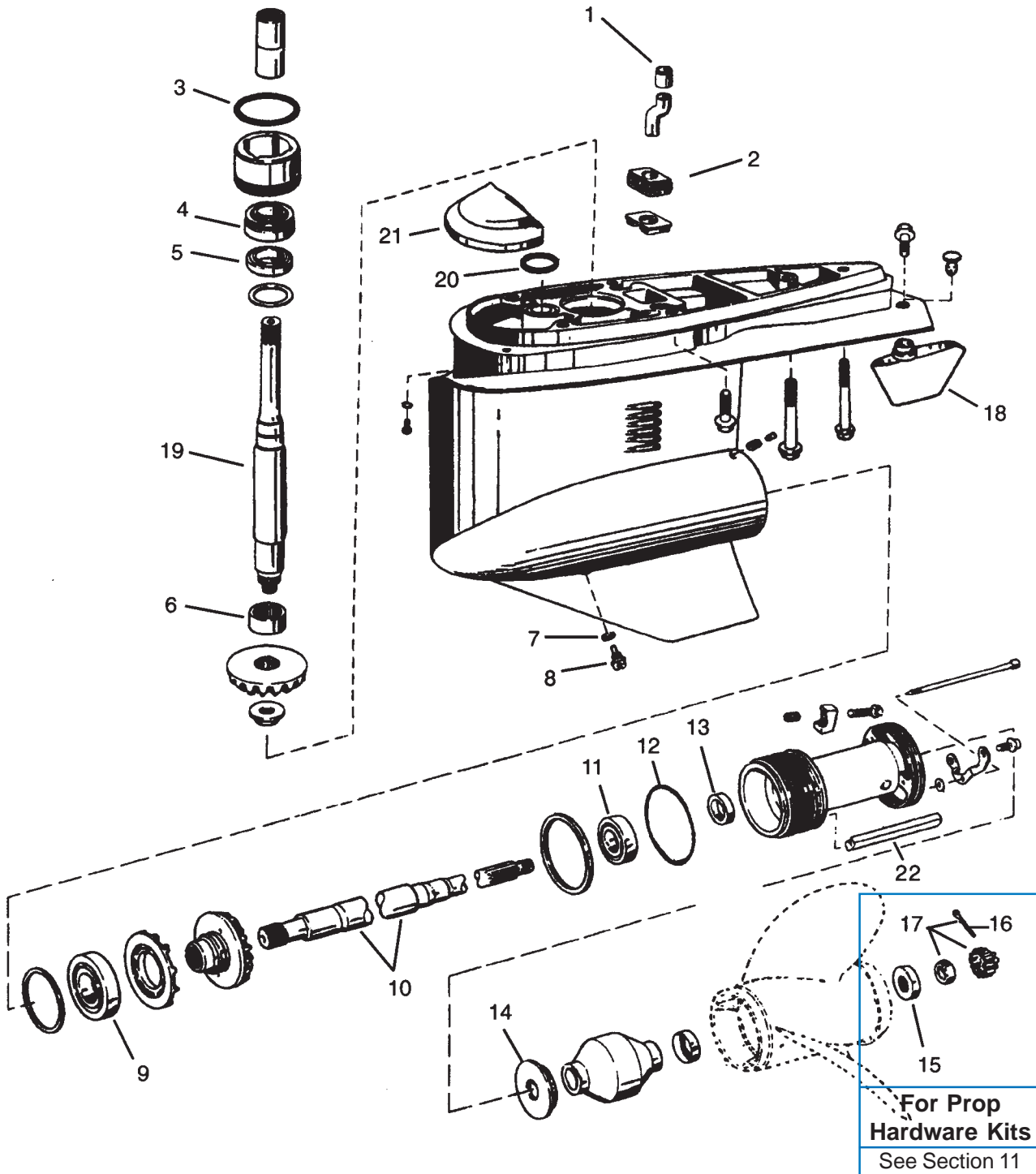
## LOWER GEAR HOUSING COMPONENTS (1994 & Up)

### Gearcase Seal Kit

No. 87750

See Section 1

23







# Cobra SX

## TRANSOM ASSEMBLY (1994 & Up)

### Transom Service Kit

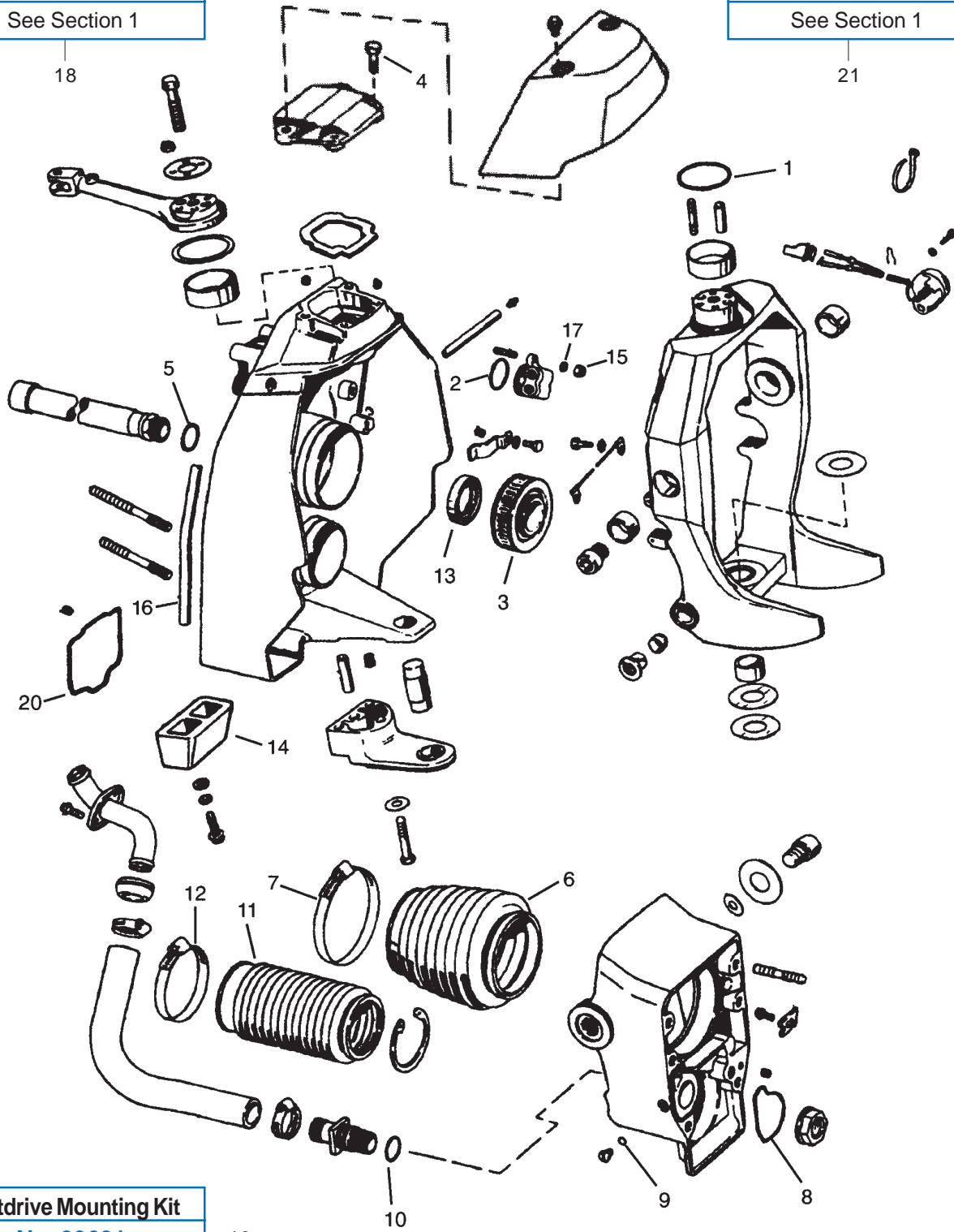
No. 21963

See Section 1

### Trailer Clips

No. 90072

See Section 1



### Outdrive Mounting Kit

No. 39631

See Section 1





# Cobra SX

## No. 21963

TRANSOM SERVICE KIT  
OEM: N/A

Kit contents:

GLM	OEM	ITEM
89200	3854127	U-Joint Bellow
89190	3850426	Exhaust Bellow
01090	3852604	Hose Clamp
01070	3852603	Hose Clamp
21906	3853807	Gimbal Bearing
39631	N/A	Outdrive Mounting Kit



Cobra SX (1994 & Up)

## No. 21906

GIMBAL BEARING  
OEM: 3853807

GLM Built  
in U.S.A.

*Maintenance Free!*



Cobra SX (1994 & Up)

## No. 89200

U-JOINT BELLOW  
OEM: 3854127



Cobra SX (1994 & Up)

## No. 39631

OUTDRIVE MOUNTING KIT  
OEM: N/A

Kit contents:

GLM	OEM	ITEM
86300	3852560	Seal
81180(2)	911851	O-ring



For All "Clone Clutch"  
Cobra SX (1994 & Up)

## No. 89190

EXHAUST BELLOW  
OEM: 3850426



Cobra SX (1994 & Up)

## No. 12661

THRUST PLATE - PORT  
OEM: 3852561



Cobra SX (1994 & Up)

## No. 23360

SHIM  
OEM: 3852563



Cobra SX (1994 & Up)

## No. 86690

TRANSOM MOUNT SEAL  
OEM: 3852550



Cobra SX (1994 & Up)

## No. 90072

TRAILER CLIPS  
OEM: 3847547



Cobra SX (1994 & Up)

## No. 12662

THRUST PLATE - STBD  
OEM: 3852562



Cobra SX (1994 & Up)

## No. 21773

RETAINER RING  
OEM: 910953



Cobra SX (1994 & Up)

# Cobra SX

## DRIVE SHAFT HOUSING UNIVERSAL JOINT ASSEMBLY

### No. 28318

U-JOINT ASSY  
OEM: 3852384, 3860842

100% Hot Forged

Internal  
Lock  
Ring



Cobra SX (1994 & Up)



Includes:  
No. 22299  
SCREW  
OEM: 3852309

### No. 28328

U-JOINT ASSY  
OEM: 3860842

100% Hot Forged

External  
Lock  
Ring



Cobra SX (1994 & Up)



Includes:  
No. 22299  
SCREW  
OEM: 3852309

## DRIVE SHAFT HOUSING U-JOINTS

### No. 28030

U-JOINT  
OEM: 3850812

Heavy Duty

Internal  
Lock  
Ring



Cobra SX (1994 & Up)

### No. 28040

U-JOINT  
OEM: 3860232

External  
Lock  
Ring



Cobra SX (1994 & Up)

## DRIVE SHAFT HOUSING YOKES & SOCKET

### No. 28315

YOKE (LONG)  
OEM: 912212



Internal  
Lock  
Ring

### No. 28100

SOCKET  
OEM: 912213

Internal  
Lock  
Ring



### No. 28317

YOKE  
OEM: 3850814

Internal  
Lock  
Ring



### No. 81180

O-RING - DRIVE SHAFT YOKE  
OEM: 3852565



### No. 28316

YOKE (LONG)  
OEM: N/A



External  
Lock  
Ring

### No. 28110

SOCKET  
OEM: N/A

External  
Lock  
Ring



### No. 28323

YOKE  
OEM: N/A

External  
Lock  
Ring



### No. 22299

SCREW  
OEM: 3852309

Included in  
No. 28318  
No. 28328  
No. 28317



# Cobra SX

<p><b>No. 87740</b> GEARHOUSING SEAL KIT OEM: 3850594</p>  <p>Cobra SX (1994 &amp; Up)</p>	<p><b>No. 87750</b> GEARHOUSING SEAL KIT OEM: 3855275</p>  <p>Cobra SX (1994 &amp; Up)</p>		
<p><b>No. 87100</b> OIL SEAL - BEARING CARRIER OEM: 3852272</p> 	<p><b>No. 82370</b> O-RING - BEARING CARRIER OEM: 3852308</p> 	<p><b>No. 21582</b> BEARING - BEARING CARRIER OEM: 3850852</p> 	<p><b>No. 21583</b> BEARING - BEARING CARRIER OEM: 3850853</p> 
<p><b>No. 81100</b> O-RING - DIP STICK OEM: 3852045</p> 	<p><b>No. 35520</b> GASKET - TOP COVER OEM: 3852317</p> 	<p><b>No. 31171</b> GASKET - DRAIN PLUG OEM: 3855081</p> 	
<p><b>No. 45080</b> O-RING - SHIFT LEVER HOUSING OEM: 925093</p> 	<p><b>No. 87110</b> OIL SEAL - SHIFT LEVER OEM: 853858</p> 	<p><b>No. 35550</b> GASKET - WATER PASSAGE OEM: 3852279</p> 	



# Cobra SX

## LOWER GEAR HOUSING - DRIVE SHAFT (VERTICAL)

**No. 21512**  
TAPERED ROLLER BEARING-UPPER  
OEM: 3854250



**No. 21581**  
TAPERED ROLLER BEARING-LOWER  
OEM: 3854249



**No. 83340**  
O-RING  
OEM: 3852866



**No. 11170**  
DRIVE SHAFT  
OEM: 3851342




**No. 21611**  
PINION BEARING  
OEM: 3853934

Cobra SX (1994 & Up)

## LOWER GEARCASE - PROP SHAFT

**No. 85900**  
OIL SEAL - PROP SHAFT  
OEM: 3858303



**No. 21581**  
TAPERED ROLLER BEARING - REAR  
OEM: 3854249

**No. 11154**  
PROP SHAFT  
OEM: 3857675



**No. 21586**  
TAPERED ROLLER BEARING - FRONT  
OEM: 3850942



**No. 82420**  
O-RING  
OEM: 3852865

Cobra SX (1994 & Up)

# Cobra SX

## LOWER GEAR HOUSING

### No. 86482

GROMMET - WATER TUBE UPPER  
OEM: 3852315



### No. 86653

SEAL - WATER TUBE LOWER  
OEM: 3854595



### No. 83240

O-RING - GEAR OIL PASSAGE  
OEM: 3852959



### No. 23111

TRIM TAB  
OEM: 3854402



### No. 21885

SCREEN (2)  
OEM: 337778



### No. 21731

SCREW SET  
OEM: 318544



### No. 22363

SCREW (2)  
OEM: 337061



### No. 31171

GASKET  
OEM: 311598



# Section 2

---

## OMC Cobra Replacement Sterndrives 1986-1993

<i>Sterndrive Unit Application .....</i>	<i>18</i>
<i>Complete Upper Gear Housing Assembly .....</i>	<i>19</i>
<i>Complete Lower Gear Housing Assembly .....</i>	<i>19</i>

# Cobra

STERNDRIVE UNIT APPLICATION (1986-1993)						
Year	Model	Ratio	Upper Housing	Upper Complete	Lower Housing	Lower Complete
1987-1989	2.3L	21:21	29900	N/A	N/A	N/A
1986	2.5L	21:18	29900	29920	N/A	N/A
1986-1989	3.0L	21:18	29900	29920	N/A	N/A
1989	3.0L	21:18	29900	29920	N/A	N/A
1989	3.0L High Alt	21:19	29900	29940	N/A	N/A
1990-1993	3.0L All	21:21	29900	N/A	28800	28820
1986-1987	4.3L All	21:19	29900	29940	28800	28820
1988-1993	4.3L	21:19	29900	29940	28800	28820
1988-1993	4.3L High Alt	21:21	29900	N/A	28800	28820
1986-1988	5.0L	21:17	29900	29930	28800	28820
1988	5.0L High Alt	21:18	29900	29920	28800	28820
1989-1993	5.0L	21:18	29900	29920	28800	28820
1989-1993	5.0L High Alt	21:19	29900	29940	28800	28820
1986-1988	5.7L	21:16	29900	29910	28800	28820
1986-1988	5.7L High Alt	21:18	29900	29920	28800	28820
1989-1992	5.7L	21:16	29900	29910	28800	28820
1989-1992	5.7L High Alt	21:17	29900	29930	28800	28820
1988	350 King	21:16	29900	29910	28800	28820
1988	350 King High Alt	21:18	29900	29920	28800	28820
1989	5.8L	21:16	29900	29910	28800	28820
1989	5.8L High Alt	21:17	29900	29930	28800	28820
1990	5.8L	21:18	29900	29920	28800	28820
1990	5.8L High Alt	21:16	29900	29910	28800	28820
1991-1993	5.8L	21:16	29900	29910	28800	28820
1991-1993	5.8L High Alt	21:17	29900	29930	28800	28820
1993	5.8L EFI	21:17	29900	29930	28800	28820
1987-1989	7.5L 460 King	21:17	29900	29930	N/A	N/A
1987-1989	460 King High Alt	21:18	29900	29920	N/A	N/A





# Cobra

## COMPLETE UPPER GEAR HOUSING ASSEMBLY (1986-1993)

### No. 29910

OEM: 986381  
Ratio: 21:16

### No. 29920

OEM: 986382  
Ratio: 21:18

### No. 29930

OEM: 986844  
Ratio: 21:17

### No. 29940

OEM: 986380  
Ratio: 21:19

**100% New**  
with Water Pump



*For more info, see Section 3*

## COMPLETE LOWER GEAR HOUSING ASSEMBLY

### No. 28820

OEM: 987800

1986-1993 V6 & V8  
1990-1993 4-Cylinder 3.0L

**100% New**  
with Heavy Duty Gears



*For more info, see Section 4*



# Section 3

---

## OMC Cobra Upper Gear Housing Parts 1986-1993

<i>Upper Gear Housing - Complete (1986-1993) .....</i>	22
<i>Upper Gear Housing - Empty (1986-1993) .....</i>	23
<i>Upper Gear Housing - Assembly &amp; Rebuild Kits (1986-1993) .....</i>	24
<i>Upper Gear Housing - Seal Kits (1986-1993) .....</i>	25
<i>Upper Gear Housing Kits - Applications (1986-1993).....</i>	25
<i>Upper Gear Set Assembly Kits (1986-1993) .....</i>	26
<i>Upper Gear Sets (1986-1993) .....</i>	27
<i>Upper Gear Housing - Breakdown (1986-1993).....</i>	28-29
<i>Gear Housing Components (1986-1993) .....</i>	30-32
<i>Gear Housing Drive Shaft (1986-1993) .....</i>	33

# Cobra

## UPPER GEAR HOUSING COMPLETE (1986-1993)

**100% New**  
with water pump



Engine	Teeth on Original Gears	GLM No.	OEM No.
4-Cylinder, 2.3L (1987-1989)	21T/21T	-	987064
4-Cylinder, 2.5L (1986)	21T/18T	<b>29920</b>	983826
4-Cylinder, 3.0L (1986-1989)	21T/18T	<b>29920</b>	983826
4-Cylinder, 3.0L (1990-1993)	21T/21T	-	987064
V6, 4.3L, 262 CID	21T/19T	<b>29940</b>	985380
V8 Ford, 5.0L, 302 CID	21T/18T	<b>29920</b>	986382
V8 Chevy, 5.0L, 305 CID	21T/17T	<b>29930</b>	986844
V8 Ford EFI, 5.8L, 351 CID	21T/17T	<b>29930</b>	986844
V8 Chevy, 5.7L, 350 CID	21T/16T	<b>29910</b>	986381
V8 Ford, 5.8L, 351 CID	21T/16T	<b>29910</b>	986381
V8 Ford, 7.5L, 460 CID (1987-1989)	21T/17T	<b>29930</b>	988844



# Cobra

## UPPER GEAR HOUSING

**No. 29900**

OEM: 984518

**1986-1993 OMC Cobra Empty Gear Housing  
Ready for Your Components**

**Don't scrap a boat because of a corroded upper gear housing!  
Replace it with a NEW housing from GLM.**

**Sand Cast from superior A356T5 Aluminum Alloy  
(Original is Die Cast from inferior A380T6)**



The GLM #29900 will fit on all 1986-1993 OMC Cobra sterndrives.  
It will accept the original internal and external OMC components.

# Cobra

## COMPLETE UPPER GEAR HOUSING ASSEMBLY KIT

### No. 29919

OEM: N/A  
Ratio: 21:16

### No. 29929

OEM: N/A  
Ratio: 21:18

### No. 29939

OEM: N/A  
Ratio: 21:17

### No. 29949

OEM: N/A  
Ratio: 21:19



## UPPER GEAR HOUSING REBUILD KIT (1986-1993)

### No. 29911

OEM: N/A  
Ratio: 21:16

### No. 29921

OEM: N/A  
Ratio: 21:18

### No. 29931

OEM: N/A  
Ratio: 21:17

### No. 29941

OEM: N/A  
Ratio: 21:19



# Cobra

## UPPER GEAR HOUSING SEAL KIT

**No. 87654**

OEM: 987603



For All Cobra Models  
(1986-1993)

### UPPER GEAR HOUSING KITS APPLICATION CHART (1986-1993)

Engine	Teeth on Original Gears	Upper Assembly Kit	Upper Rebuild Kit	Upper Seal Kit
4-Cylinder, 2.3L (1987-1989)	21T/21T	-	-	<b>87654</b>
4-Cylinder, 2.5L (1986)	21T/18T	<b>29929</b>	<b>29921</b>	<b>87654</b>
4-Cylinder, 3.0L (1986-1989)	21T/18T	<b>29929</b>	<b>29921</b>	<b>87654</b>
4-Cylinder, 3.0L (1990-1993)	21T/21T	-	-	<b>87654</b>
V6, 4.3L, 262 CID	21T/19T	<b>29949</b>	<b>29941</b>	<b>87654</b>
V8 Ford, 5.0L, 302 CID	21T/18T	<b>29929</b>	<b>29921</b>	<b>87654</b>
V8 Chevy, 5.0L, 305 CID	21T/17T	<b>29939</b>	<b>29931</b>	<b>87654</b>
V8 Ford EFI, 5.8L, 351 CID	21T/17T	<b>29939</b>	<b>29931</b>	<b>87654</b>
V8 Chevy, 5.7L, 350 CID	21T/16T	<b>29919</b>	<b>29911</b>	<b>87654</b>
V8 Ford, 5.8L, 351 CID	21T/16T	<b>29919</b>	<b>29911</b>	<b>87654</b>
V8 Ford, 7.5L, 460 CID (1987-1989)	21T/17T	<b>29939</b>	<b>29931</b>	<b>87654</b>

# Cobra

## UPPER GEAR SET ASSEMBLY KITS (1986-1993)

### No. 22522

OEM: 983917

Ratio 21:16

5.7L 350 Chevy V8  
5.8L 351 Ford V8



### No. 22532

OEM: 983919

Ratio 21:17

5.0L 305 Chevy V8  
5.8L 351 Ford V8 EFI  
7.5L 460 Ford V8

### No. 22542

OEM: 984013

Ratio 21:19

4.3L 262 Chevy V6

### No. 22562

OEM: 983918

Ratio 21:18

4-Cylinder 1986 2.5L  
4-Cylinder 1986-1989 3.0L  
5.0L 302 Ford V8





# Cobra

## UPPER GEAR SETS (1986-1993)

### No. 22520

OEM: 983825  
Ratio 21:16

5.7L 350 Chevy V8  
5.8L 351 Ford V8

#### Comes With:

GLM	OEM	Item
21540	983891	Bearing
21541	983892	Bearing
21542	983877	Bearing
21543	983878	Bearing



### No. 22560

OEM: 983826  
Ratio 21:18

4-Cylinder 1986 2.5L  
4-Cylinder 1986-1989 3.0L  
5.0L 302 Ford V8

#### Comes With:

GLM	OEM	Item
21540	983891	Bearing
21541	983892	Bearing
21542	983877	Bearing
21543	983878	Bearing



### No. 22540

OEM: 984012  
Ratio 21:19

4.3L 262 Chevy V6

#### Comes With:

GLM	OEM	Item
21540	983891	Bearing
21541	983892	Bearing
21542	983877	Bearing
21543	983878	Bearing



### No. 22544

OEM: 983835  
Ratio 21:17

5.0L 305 Chevy V8  
5.8L 351 Ford V8 EFI  
7.5L 460 Ford V8

#### Comes With:

GLM	OEM	Item
21540	983891	Bearing
21541	983892	Bearing
21542	983877	Bearing
21543	983878	Bearing



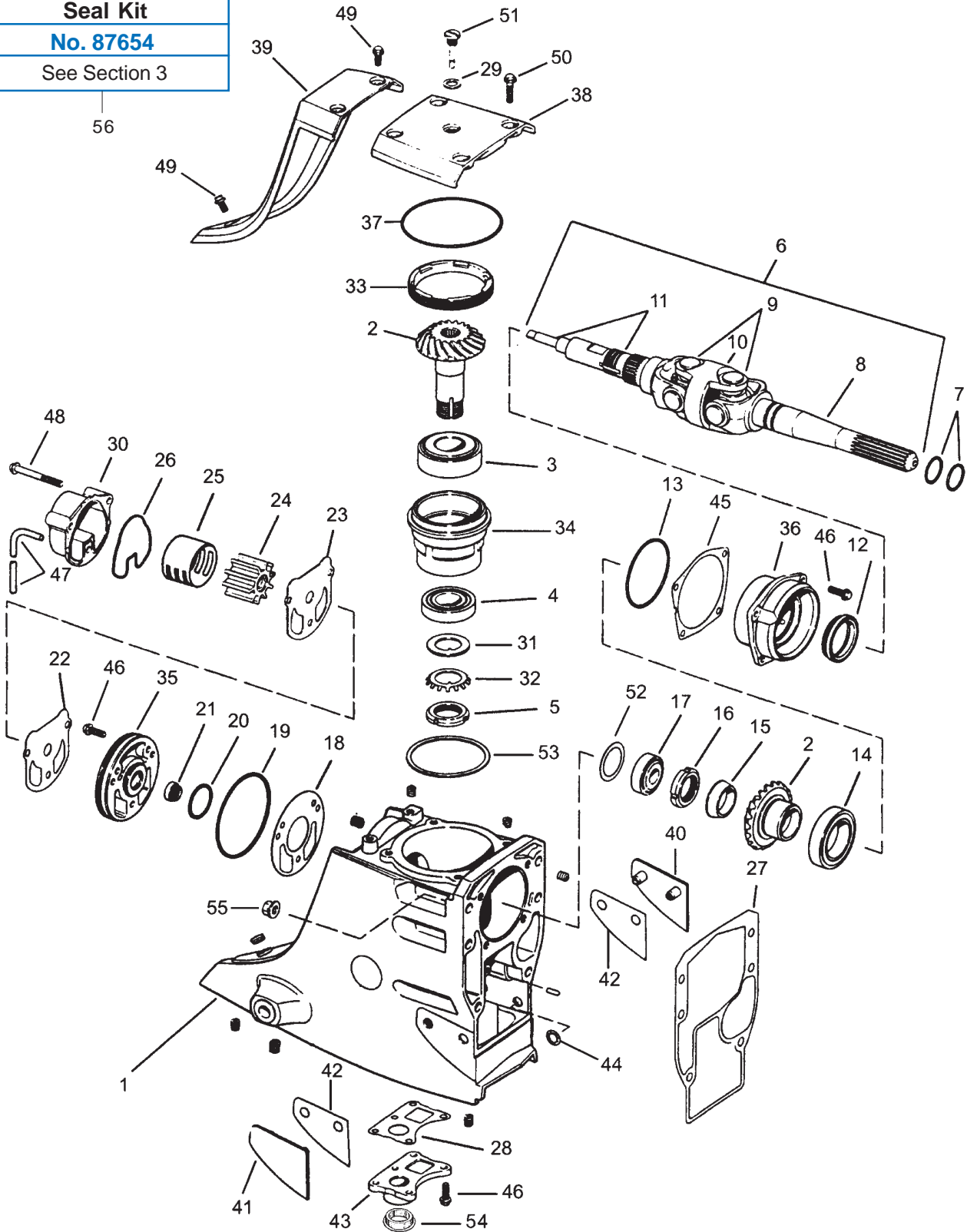
# Cobra

## UPPER GEAR HOUSING COMPONENTS (1986-1993)

Upper Gearcase  
Seal Kit

No. 87654

See Section 3



# Cobra

## UPPER GEAR HOUSING COMPONENTS (1986-1993)

GLM No.	Ref No.	OEM No.	Description	GLM No.	Ref No.	OEM No.	Description
29900	1	984518	Upper Gearcase Assembly	22384	46	3852454	Screw
22520	2	983825	Gear Set (21:16 Ratio)	47010	47	912614	Vent Hose
22560	2	983826	Gear Set (21:18 Ratio)	22385	48	912238	Screw
22540	2	984012	Gear Set (21:19 Ratio)	22386	49	3852568	Screw
22544	2	983835	Gear Set (21:17 Ratio)	22387	50	123018	Screw
21540	3	983891	Bearing	21732	51	914488	Dipstick
21541	4	983892	Bearing	23371	52	911662	Shim 0.003"
28460	5	911753	Pinion Nut	23372	52	911663	Shim 0.005"
28325	6	98388	U-Joint & Water Pump Shaft	23373	52	911664	Shim 0.007"
81180	7	3852565	O-ring	23374	52	911665	Shim 0.010"
28315	8	912212	Yoke - Drive Shaft	23375	52	911666	Shim 0.012"
28030	9	915717	Universal Joint	23376	52	911667	Shim 0.015"
28100	10	912213	Socket	23381	53	911668	Shim 0.010"
28320	11	984264	Yoke & Water Pump Shaft	23382	53	-	Shim 0.001"
86530	12	911685	Oil Seal	23383	53	-	Shim 0.003"
82380	13	911686	O-ring	86620	54	911705	Seal
21542	14	983877	Bearing	21170	55	-	Locknut - (use with 28420)
22525	15	912029	Centering Cone	28420	55	-	Washer - (use with 21170)
28470	16	911937	U-Joint Nut	28410	55	-	Locknut - Flanged (no washer needed)
21543	17	983878	Bearing	87654	56	987603	Seal Kit
34771	18	911698	Gasket				
82430	19	911700	O-ring				
81280	20	909316	O-ring				
86610	21	916058	Oil Seal				
34770	22	911702	Gasket				
12760	23	911703	Wear Plate				
89950	24	983895	Impeller				
12391	25	911844	Water Pump Liner				
86630	26	911704	Seal				
34730	27	915840	Gasket				
33910	28	911733	Gasket				
81100	29	303067	O-ring				
12405	30	984744	Pump Housing				
21676	31	911697	Washer				
23202	32	911752	Retainer				
21111	33	911751	Cover Nut				
27800	34	911750	Bearing Carrier				
27900	35	911699	Water Pump Adapter				
27920	36	911683	Bearing Carrier				
82480	37	313175	O-ring				
28404	38	914489	Cover Assembly				
28406	39	983967	Cover Assembly				
12661	40	3852561	Thrust Plate				
12662	41	3582562	Thrust Plate				
23360	42	3852563	Shim				
28408	43	911734	Cover Assembly				
21773	44	910953	Retainer Ring				
23361	45	911678	Shim 0.003"				
23362	45	911679	Shim 0.004"				
23363	45	911680	Shim 0.005"				
23364	45	911681	Shim 0.010"				

# Cobra

## UPPER GEAR HOUSING COMPONENTS (1986-1993)

### No. 21111

NUT - LOWER BEARING CARRIER  
OEM: 911751



### No. 21540

UPPER BEARING  
OEM: 983891



### No. 27800

LOWER BEARING CARRIER  
OEM: 911750



SHIM - LOWER BEARING CARRIER

### No. 23381

SHIM 0.010"  
OEM: 911668

### No. 23382

SHIM 0.001"  
OEM: N/A

### No. 23383

SHIM 0.003"  
OEM: N/A



### No. 21541

LOWER BEARING  
OEM: 983892



### No. 21676

WASHER - DRIVEN GEAR  
OEM: 911697



### No. 23202

RETAINER - DRIVEN GEAR PINION NUT  
OEM: 911752



### No. 28460

PINION NUT - DRIVEN GEAR  
OEM: 911753



# Cobra

## UPPER GEAR HOUSING COMPONENTS (1986-1993)

**No. 23371**

SHIM 0.003"

OEM: 911662

**No. 23372**

SHIM 0.005"

OEM: 911663

**No. 23373**

SHIM 0.007"

OEM: 911664

**No. 23374**

SHIM 0.010"

OEM: 911665

**No. 23375**

SHIM 0.012"

OEM: 911666

**No. 23376**

SHIM 0.015"

OEM: 911667



Rear Shim

**No. 21543**

BEARING

OEM: 983878



Roller Bearing

**No. 21542**

BEARING


OEM: 983877



**No. 82380**

O-RING - CARRIER

OEM: 911686



**No. 27920**

FRONT BEARING CARRIER

OEM: 911683



**No. 22384**

SCREW-CARRIER

OEM: 3852454



**No. 86530**

OIL SEAL - CARRIER

OEM: 911685



**No. 28470**

U-JOINT NUT -

DRIVE GEAR

OEM: 911937



**No. 22525**

CENTERING CONE -

DRIVE GEAR

OEM: 212029



### SHIMS

BEARING CARRIER

**No. 23361** **No. 23363**

SHIM 0.003"

OEM: 911678

**No. 23362** **No. 23364**

SHIM 0.004"

OEM: 911679

SHIM 0.005"

OEM: 911680

SHIM 0.010"

OEM: 911681

### SHIM KIT

BEARING CARRIER

**No. 23365**

OEM: N/A

Kit Includes:

No. 23361

No. 23362

No. 23363

No. 23364



**No. 27900**

WATER PUMP

ADAPTER

OEM: 911699



**No. 86610**

OIL SEAL

OEM: 916058



**No. 81280**

O-RING

OEM: 909316



**No. 82430**

O-RING

OEM: 911700



**No. 34771**

GASKET

OEM: 911698





# Cobra

## UPPER GEAR HOUSING COMPONENTS

### No. 28406

COVER ASSEMBLY  
OEM: 983967

(1986-1993)



### No. 22386

SCREW - COVER  
OEM: 3852568



### No. 28404

TOP COVER ASSEMBLY  
OEM: 914489

(1986-1993)



### No. 22387

SCREW - TOP COVER  
OEM: 123018



### No. 82480

O-RING - TOP COVER  
OEM: 313175



### No. 33910

GASKET  
OEM: 911733



### No. 21732

DIPSTICK - TOP COVER  
OEM: 914488



### No. 28408

WATER POCKET  
COVER ASSEMBLY  
OEM: 911734



### No. 22384

SCREW - COVER  
ASSEMBLY  
OEM: 911734



### No. 81100

O-RING - DIPSTICK  
OEM: 329381

### No. 12661

THRUST PLATE - PORT  
OEM: 3852561



### No. 12662

THRUST PLATE - STBD  
OEM: 3852562



### No. 23360

SHIM  
OEM: 3852563



### No. 21773

RETAINER RING  
OEM: 910953



# Cobra

## UPPER GEAR HOUSING DRIVE SHAFT

### No. 28325

U-JOINT & WATER PUMP SHAFT  
OEM: 983880

100% Hot Forged



(1986-1993)

### No. 28315

YOKE  
OEM: 912212

### No. 28030

U-JOINT  
(HEAVY DUTY)  
OEM: 3850812

### No. 28100

SOCKET  
OEM: 912213

### No. 28320

YOKE & WATER PUMP SHAFT  
OEM: 984264

(1986-1993)



### No. 81180

O-RING FOR DRIVE SHAFT YOKE  
OEM: 3852565





# Section 4

## OMC Cobra Lower Gear Housing Parts 1986-1993

<i>Lower Gear Housing - Complete (1986-1993)</i> .....	36
<i>Lower Gear Housing - Empty (1986-1993)</i> .....	37
<i>Lower Gear Housing - Rebuild Kit</i> .....	38
<i>Lower Gear Housing - Seal Kits (1986-1993)</i> .....	39
<i>Lower Gear Housing - Breakdown (1986-1993)</i> .....	40-41
<i>Lower Gear Housing Gear Sets</i> .....	42-45
<i>Prop Shaft Parts - 4-Cyl. 2.3L (1987-1990), 3.0L (1986-1990)</i> .....	46
<i>Prop Shaft Parts - 4-Cyl. 3.0L (1990), V6 &amp; V8 (1986-1990)</i> .....	46
<i>Prop Shaft Parts - ALL (1991-1993)</i> .....	47
<i>Lower Gear Housing Components</i> .....	48-49
<i>Lower Gear Housing Shift Shaft (1986-1993)</i> .....	50
<i>Lower Gear Housing Drive Shaft (1986-1993)</i> .....	51

# Cobra

## COMPLETE LOWER GEAR HOUSING ASSEMBLY (1986-1993)

***Strongest Lower Gear Housing Assemblies in the Marine Industry for 1986-1993 OMC Cobra Sterndrives***

### No. 28820

OEM: 987800  
Large Gear Housing  
Ratio: 12:22



All GLM #28820 replacement lower gear housings for the OMC Cobra sterndrives have the new heavy duty #22666 gear sets. These durable gears are capable of operating with up to 300 horsepower. They also have the large 1-1/4 inch diameter prop shafts with a reverse thrust washer installed between the shaft and reverse gear.

### No. 28910

OEM: 986669  
Small Gear Housing  
Ratio: 13:26



All GLM #28910 replacement lower gear housing is an economical replacement for 4-Cylinder Cobra sterndrives. It is an exact replacement for your old gear housing. Upgrades include the new style bearing carrier and Mercruiser press-in style pinion bearing.

Model	Year	Lower Complete
2.3L 4-Cyl. Ford	1987-90	<b>28910</b>
3.0L 4-Cyl. Chevy	1986-89	<b>28910</b>
3.0L 4-Cyl. Chevy	1990-93	<b>28820</b>
4.3L V6	1986-93	<b>28820</b>
5.0 L Chevy/Ford	1986-93	<b>28820</b>
5.7L Chevy	1986-93	<b>28820</b>
5.8L Chevy	1989-93	<b>28820</b>



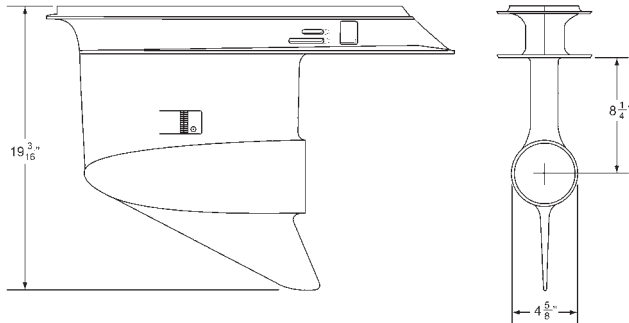
# Cobra

## EMPTY LOWER GEAR HOUSING (1986-1993)

**Ready for Your Components! Don't scrap a boat because of a damaged or corroded lower gear housing! Replace it with a NEW housing from GLM!**

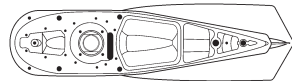
### No. 28800

OEM: 439972  
Large Gear Housing



Side View

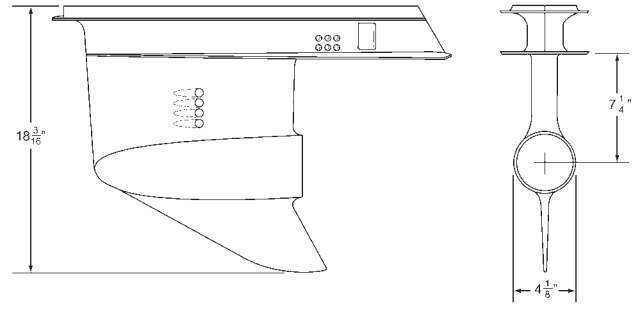
Rear View



Top View

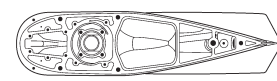
### No. 28900

OEM: 984978  
Small Gear Housing



Side View

Rear View



Top View

### List of Improvements made to the GLM housing:

Sand Cast from superior A356T5 Aluminum Alloy.

Mercruiser style pressed fit pinion needle bearing.

Prop Shaft Carrier is retained with bolts and tabs (1991-93 style).

Prop Shaft Carrier is prevented from rotating with a key and groove.

Water pick-up screens are removable w/out disassembling the drive (1991-93 style).

Model	Year	Gear Housing	Prop Shaft Carrier
2.3L 4-Cyl. Ford	1987-1991	<b>28900</b> Small Housing	<b>11388</b>
3.0L 4-Cyl. Chevy	1986-1989	<b>28900</b> Small Housing	<b>11388</b>
3.0L 4-Cyl. Chevy	1990-1993	<b>28800</b> Large Housing	<b>11406</b> (1990)
4.3L V6	1986-1993	<b>28800</b> Large Housing	<b>11406</b> (1986-1990)
5.0 L Chevy/Ford	1986-1993	<b>28800</b> Large Housing	<b>11406</b> (1986-1990)
5.7L Chevy	1986-1993	<b>28800</b> Large Housing	<b>11406</b> (1986-1990)
5.8L Chevy	1986-1993	<b>28800</b> Large Housing	<b>11406</b> (1986-1990)

# Cobra

## COMPLETE GEAR HOUSING - REBUILD KIT

**No. 28862**


OEM: N/A

1.86 Ratio

All Prop Shaft 1-1/4 in. Dia.

1991 V6 & V8

1991 4-Cyl. 3.0L



# Cobra

## LOWER GEAR HOUSING SEAL KIT - 2.3L (1987-1990), 3.0L (1986-1989)

**No. 87655**

OEM: 985612

3.0L 1986-1989

2.3L 1987-1990



## LOWER GEAR HOUSING SEAL KIT - 3.0L (1990-1993), V6 & V8 (1986-1993)

**No. 87656**

OEM: 439967

3.0L 1990-1993

V6 & V8 1986-1993

(Except King Cobra)



# Cobra

## LOWER GEAR HOUSING COMPONENTS (1986-1993)

**Lower Gearcase Seal Kit  
4-Cyl. (1989 & Below)**

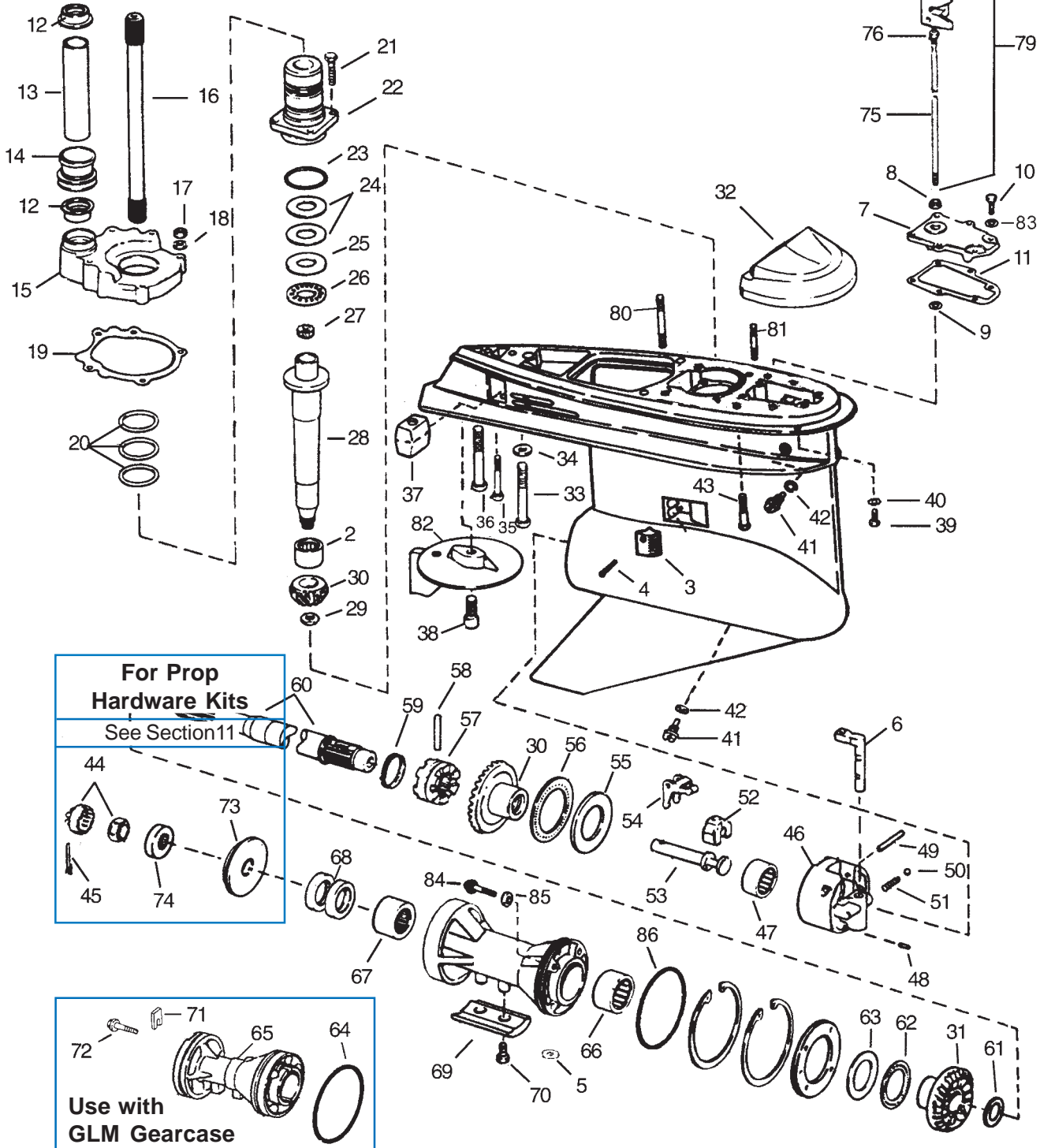
**No. 87655**

See Section 4

**Lower Gearcase Seal Kit  
V6/V8 & 4-Cyl. (1990 & Up)**

**No. 87656**

See Section 4



# Cobra

## LOWER GEAR HOUSING COMPONENTS (1986-1993)

GLM No.	Ref No.	OEM No.	Description	GLM No.	Ref No.	OEM No.	Description
28800	1	439972	Gearcase Assembly	22491	50	160084	Detent Ball
21610	2	387817	Pinion Bearing	11055	51	915995	Spring
21885	3	337778	Screen	27730	52	982422	Cradle
22363	4	337061	Screw	27710	53	322941	Shaft
21679	5	-	Washer	27740	54	322938	Lever
27720	6	915954	Detent	21646	55	327669	Thrust Washer
27750	7	986838	Cover & Seal Assembly	16340	56	389042	Thrust Bearing
22390	8	912157	Wiper	22625	57	914716	Clutch Dog
45200	9	318372	O-ring	21135	58	313448	Cross Pin
22375	10	304027	Screw	11052	59	324369	Spring
33960	11	911878	Gasket	22414	60	395209	Prop Shaft 1-3/16 (1986-90)
86620	12	911705	Seal	22416	60	436888	Prop Shaft (All 4-CYL. 1987-90)
12960	13	911706	Tube	22417	60	435022	Prop Shaft 1-1/4 (1991-93)
12961	14	911715	Guide	21651	61	336565	Thrust Washer
27760	15	915720	Water Passage Housing	16300	62	382408	Thrust Bearing
22404	16	911709	Upper Drive Shaft	21642	63	314731	Thrust Washer
21180	17	121731	Nut	82400	64	305123	O-ring
21490	18	305981	Washer	82370	64	313446	O-ring 4-CYL.
33970	19	915719	Gasket	11406	65	5000074	Bearing Carrier (1986-90)
83250	20	318717	O-ring	11408	65	5004257	Bearing Carrier (1991-93)
22362	21	317624	Screw	22870	66	382407	Bearing
27770	22	984462	Bearing Housing	11410	67	387247	Bearing (1986-90)
81380	23	314728	O-ring	22950	67	434467	Bearing (1991-93)
23590	24	323362	Shim .003	85130	68	320862	Oil Seal (1986-90) 2-pieces
23580	24	323361	Shim .004	86810	68	334950	Oil Seal (1991-93) 2-pieces
23510	24	314745	Shim .005	12737	69	431708	Anode
21645	25	327656	Thrust Washer	22320	70	908158	Screw
16330	26	387656	Thrust Bearing	27850	71	333957	Tab
12962	27	911710	Plug	22373	72	341541	Screw
22406	28	911693	Lower Drive Shaft	22221	73	126870	Thrust Washer
11190	29	314730	Nut	22190	74	320570	Spacer
22623	30	987670	P/Forward Gear Set	21033	75	914736	Shift Rod
22624	31	915273	Reverse Gear (1986-93)	21245	76	914743	Nut
12774	32	3853818	Anode	26440	77	914723	Rod End
22365	33	914535	Screw	22388	78	308825	Screw
21674	34	330265	Washer	21032	79	986658	Shift Rod Assembly
22366	35	328096	Screw	22471	80	911713	Stud
22367	36	330263	Screw	22472	81	911714	Stud
12776	37	436745	Anode	23112	82	912392	Trim Tab
22368	38	313715	Screw	21678	83	306358	Washer
22369	39	912127	Screw	22300	84	316563	Screw & Seal
21761	40	328701	Lockwasher	86640	85	332583	Seal
21731	41	318544	Draining Screw	82370	86	313446	O-ring
31171	42	311598	Gasket	87655	87	985612	Seal Kit - 4-Cyl.
22371	43	331999	Screw	87656	88	439967	Seal Kit - V6/V8 & 4-Cyl. (1990 & Up)
22185	44	398042	Nut & Keeper				
22142	45	306394	Cotter Pin				
27700	46	389455	Housing & Bearing Assembly				
22910	47	389039	Bearing				
21138	48	331880	Pin				
21137	49	328825	Pin				



# Cobra

## LOWER GEAR HOUSING GEARS

# HEAVY DUTY

## Gear Set GLM #22666

Includes #21651 thrust washer\*\*



When all three gears need replacing in your OMC Cobra Sterndrive the installation of the GLM #22666 heavy-duty gear set is highly recommended. The heavy-duty gears can be used with all four-cylinder sterndrives\* from 1990-1993 and all V6 and V8 OMC Cobra sterndrives from 1986-1993. It is recommended that a new clutch GLM #22625 (this clutch is not included with the gear set) be installed with the heavy-duty gears. The gears can be used with the standard 1-3/16" diameter prop shaft (1986-1990) or the heavy-duty 1-1/4" diameter prop shaft (1991-1993).

### GLM #22666 heavy-duty gears fit these OMC Cobra Sterndrive units:

3.0L/181CI	4-Cyl.	Chev.	1990-93
4.3L/262CI	V6	Chev.	1986-93
5.0L/302CI	V8	Ford	1986-93
5.0L/305CI	V8	Chev.	1986-93
5.7L/350CI	V8	Chev.	1986-93
5.8L/351CI	V8	Ford	1986-93

### IMPORTANT NOTE:

**The new heavy-duty GLM #22666 gears will not interchange with the standard Cobra gears. For individual Cobra gear replacement, you must use the standard duty GLM #22623 pinion and forward gears or the GLM #22624 reverse gear.**

\*Except 1990 2.3L

\*\*For model year 1991 OMC increased the prop shaft diameter at the carrier needle bearing (not the prop splines) from 1-3/16 to 1-1/4 inches. Some older gearcases may be fitted with the new large diameter prop shaft. The large diameter prop shaft utilizes a thrust washer (included with this gear set) between the prop shaft and reverse gear. Discard the thrust washer when using the small diameter prop shaft.

### ✓ **STRONGER**

OEM gear sets are machined from 8620 forged steel. The GLM gear set is machined from a higher alloy forged steel. The stronger teeth and higher alloy steel results in a gear that is 50% stronger than any other comparable gear set. These durable gears are capable of operating with up to 300 horsepower.

### ✓ **MORE DURABLE**

The new GLM gear set has fewer, larger, and stronger teeth. The pinion gear has 12 teeth and the forward and reverse gears have 22 teeth. The original OEM gear set has 14 teeth on the pinion and 26 teeth on the forward and reverse gears.

### ✓ **QUIETER**

During the gear machining process, an additional pass is made over each tooth for a finer surface. This makes the gear operation especially quiet.



# Cobra

## LOWER GEAR HOUSING GEARS

# STANDARD DUTY Replacement Gear Sets

These gearsets are an exact copy of the gears used in the 1986-1993 V6 and V8 OMC Cobra Sterndrives. They also replace the gears used in the 1990-1993 four-cylinder\* OMC Cobra sterndrives. The standard-duty replacement gears are stronger than the original and can be used with the standard 1 3/16" diameter prop shaft (1986 -1990) or the heavy-duty 1 -1/4" diam



<b>COMPLETE GEAR SET</b> - Forward/Pinion/Reverse - 14/26 teeth - Comes with the GLM #22625 clutch	<b>GLM #22622</b>	OEM #986980
<b>FORWARD &amp; PINION SET</b> - May be used with OMC reverse gear - 14/26 teeth	<b>GLM #22623</b>	OEM #987670
<b>REVERSE GEAR</b> - May be used with OMC forward and pinion gears - 26 teeth - Includes thrust washer #21651**	<b>GLM #22624</b>	OEM #915723
<b>CLUTCH</b>	<b>GLM #22625</b>	OEM #915272

\*Except 1990 2.3L

\*\*For model year 1991 OMC increased the prop shaft diameter at the carrier needle bearing (not the prop splines) from 1-3/16 to 1-1/4 inches. Some older gearcases may be fitted with the new large diameter prop shaft. The large diameter prop shaft utilizes a thrust washer (included with this gear set) between the prop shaft and reverse gear. Discard the thrust washer when using the small diameter prop shaft.

**It is recommended that the above standard duty replacement gears be used only with the four-cylinder and V6 powered sterndrives listed below:**

3.0L/181CI	4-Cyl. Chev.	1990-93
4.3L/262CI	V6 Chev.	1986-93

**GLM recommends the heavy-duty gearset #22666 for all V8 powered sterndrives.**

# Cobra

## LOWER GEAR HOUSING GEARS

# 4-CYLINDER GEARS

These gearsets are an exact copy of the gears used in the 4-Cylinder 3.0L from 1986-1989 and 1987-1990 2.3L.



<b>COMPLETE GEAR SET</b> - Forward/Pinion/Reverse - 13/26 teeth - Comes with the GLM #22633 clutch	<b>GLM #22630</b>	OEM #986979
<b>FORWARD &amp; PINION SET</b> - May be used with OMC reverse gear - 13/26 teeth	<b>GLM #22631</b>	OEM #985050
<b>REVERSE GEAR</b> - May be used with OMC forward and pinion gears - 26 teeth	<b>GLM #22632</b>	OEM #345992
<b>CLUTCH</b>	<b>GLM #22633</b>	OEM #912607

# Cobra

GEAR SETS & CLUTCH DOGS		
Heavy Duty Gears	Clutch for Heavy Duty Gears	
<p><b>No. 22666</b> COMPLETE GEAR SET OEM: N/A</p> 	<p><b>No. 22625</b> CLUTCH OEM: 915272</p> 	
<b>For Large Gearcase - 3.0L (1990-1993), V6 &amp; V8 (1986-1993)</b>		
<p><b>No. 22622</b> (22623+22624+22625) COMPLETE GEAR SET &amp; CLUTCH OEM: 986980</p> 	<p><b>No. 22623</b> PINION &amp; FORWARD GEAR SET OEM: 987670  <b>14:26 Ratio</b></p> 	<p><b>No.22624</b> REVERSE GEAR OEM: 915273</p> 
		<p><b>No. 22625</b> CLUTCH OEM: 915272</p> 
<b>For Small Gearcase - 2.3L (1987-1990), 3.0L (1986-1989)</b>		
<p><b>No. 22630</b> (22631+22632+22633) COMPLETE GEAR SET &amp; CLUTCH OEM: 986979</p> 	<p><b>No. 22631</b> PINION &amp; FORWARD GEAR SET OEM: 985050  <b>13:26 Ratio</b></p> 	<p><b>No. 22632</b> REVERSE GEAR OEM: 345992</p> 
		<p><b>No. 22633</b> CLUTCH OEM: 912607</p> 

# Cobra

## PROP SHAFT PARTS - 4-CYL 2.3L (1987-1990), 4-CYL 3.0L (1986-1989)

**No. 86030**

PROP SHAFT  
SEAL (2)  
OEM: 330137



**No. 22860**

PROP SHAFT  
BEARING  
OEM: 379504



**No. 22870**

REVERSE GEAR  
BEARING  
OEM: 382407



**No. 21642**

THRUST WASHER -  
REVERSE GEAR  
OEM: 314731



**No. 16300**

THRUST BEARING -  
REVERSE GEAR  
OEM: 382408



**No. 82370**

O-RING -  
BEARING CARRIER  
OEM: 313446



**No. 22416**

PROP SHAFT  
OEM: 436888



## PROP SHAFT PARTS - 4-CYL 3.0L (1990), V6 & V8 (1986-1990)

**No. 85130**

PROP SHAFT  
SEAL (2)  
OEM: 320862



**No. 11410**

PROP SHAFT  
BEARING  
OEM: 387247



**No. 22870**

REVERSE GEAR  
BEARING  
OEM: 382407



**No. 21642**

THRUST WASHER -  
REVERSE GEAR  
OEM: 314731



**No. 16300**

THRUST BEARING -  
REVERSE GEAR  
OEM: 382408



**No. 82400**

O-RING -  
BEARING CARRIER  
OEM: 305123



**No. 22414**

PROP SHAFT 1-3/16  
(1986-1990)  
OEM: 395209



FOR 1-3/16" DIA. PROP SHAFT  
No. 22414



# Cobra

## PROP SHAFT PARTS - ALL (1991-1993)

### No. 86810

PROP SHAFT  
SEAL (2)  
OEM: 334950



### No. 22950

PROP SHAFT  
BEARING  
OEM: 434467



### No. 11408

BEARING CARRIER  
OEM: 5004257

Comes with:  
86810, 22950, 22870



### No. 22373

SCREW  
OEM: 350271



### No. 27850

TAB  
OEM: 333957



### No. 16300

THRUST BEARING -  
REVERSE GEAR  
OEM: 382408



### No. 82400

O-RING -  
BEARING  
CARRIER  
OEM: 305123



### No. 22870

REVERSE GEAR  
BEARING  
OEM: 382407



### No. 21642

THRUST WASHER -  
REVERSE GEAR  
OEM: 314731

### No. 21651

THRUST  
WASHER  
OEM: 336565



### No. 22417

PROP SHAFT 1-1/4  
(1991-93)  
OEM: 5004765



FOR 1-1/4" DIA. PROP SHAFT

No. 22417

**For the 1991 model year the OMC Cobra lower gear housing was redesigned with a stronger propellor shaft and bearing carrier.**

### Propellor Shaft Changes

A shoulder machined into the propellor shaft contacts the reverse gear and prevents the shaft from being pulled out of the gear housing when shifted into reverse. The 1991-1993 propellor shaft utilizes a hardened steel thrust washer between the shoulder and the reverse gear. This hardened thrust washer keeps the shoulder on the prop shaft from damaging the inside of the gear when the boat is shifted into reverse. The shoulder on the 1991-1993 propellor shaft is machined deeper to accommodate the hardened thrust washer.

Another improvement on the 1991-1993 propellor shaft is an increase in diameter from 1-3/16 inches to 1-1/4 inches. The diameter was increased at the needle bearing, the prop shaft seal and the propellor thrust washer locations. The propellor splines remained the same.

### Bearing Carrier

The 1991 - 1993 bearing carrier was redesigned with two hold-down tabs and two 5/16 inch bolts holding the carrier to the gear housing. The older carrier installs with four 1/4 inch bolts, a retainer plate and two internal retainer rings. The new carrier GLM #11408 also comes with a larger needle bearing and prop shaft seals for the larger diameter prop shaft. It can only be installed into 1991 and newer lower gear housings that have the notches for the hold down tabs.

# Cobra

## LOWER GEAR HOUSING - 4-CYL. 2.3L (1987-1990), 4-CYL. 3.0L (1986-1989)

### No. 11052

SPRING  
OEM: 324369



### No. 21135

CROSS PIN  
OEM: 313448



### No. 22633

CLUTCH DOG  
OEM: 912607



### No. 16310

FORWARD GEAR  
THRUST BEARING  
OEM: 385043



### No. 21644

FORWARD GEAR  
THRUST WASHER  
OEM: 324766



### No. 21135

PIN  
OEM: 313448



### No. 27741

LEVER  
OEM: 324037



### No. 27720

DETENT  
OEM: 915954



### No. 27710

SHAFT  
OEM: 322941



### No. 27730

CRADLE  
OEM: 982422



### No. 22870

FORWARD GEAR  
BEARING  
OEM: 382407



### No. 27702

HOUSING & BEARING ASSY  
OEM: 391365

Includes 22870



### No. 22491

DETENT BALL  
OEM: 160084



### No. 11055

SPRING  
OEM: 911962



### No. 28482

SHAFT & BEARING HSG KIT  
OEM: N/A



# Cobra

## LOWER GEAR HOUSING - 3.0L (1990-1993), V6 & V8 (1986-1993)

**No. 11052**  
SPRING  
OEM: 324369



**No. 21135**  
CROSS PIN  
OEM: 313448



**No. 22625**  
CLUTCH DOG  
OEM: 915272



**No. 16340**  
FORWARD GEAR  
THRUST BEARING  
OEM: 389042



**No. 21646**  
FORWARD GEAR  
THRUST WASHER  
OEM: 327669



**No. 21137**  
PIN  
OEM: 328825



**No. 27740**  
LEVER  
OEM: 322938



**No. 27720**  
DETENT  
OEM: 915954



**No. 27710**  
SHAFT  
OEM: 322941



**No. 27730**  
CRADLE  
OEM: 982422



**No. 22910**  
FORWARD GEAR  
BEARING  
OEM: 389039



**No. 27700**  
HOUSING & BEARING ASSY  
OEM: 389455

Includes 22910



**No. 22491**  
DETENT BALL  
OEM: 160084



**No. 11055**  
SPRING  
OEM: 911962



**No. 28481**  
SHAFT & BEARING HSG KIT  
OEM: N/A



**No. 23112**  
TRIM TAB  
OEM: 912392



**No. 22368**  
SCREW  
OEM: 313715



V6 & V8 (1986-93)  
3.0L (1990-93)

# Cobra

## LOWER GEAR HOUSING SHIFT SHAFT (1986-1993)

### No. 21033

SHIFT ROD  
OEM: 914736

Fits:  
1986-1993 with V6 & V8  
1990-1993 with 4 cyl 3.0L



### No. 26440

ROD END  
OEM: 914723



### No. 21245

NUT  
OEM: 914743



### No. 22388

SCREW  
OEM: 308825



### No. 21032

SHIFT ROD ASSEMBLY  
OEM: 986658

Fits:  
1986-1993 with V6 & V8  
1990-1993 with 4 cyl 3.0L



### No. 22390

WIPER  
OEM: 912157



### No. 22375

SCREW  
OEM: 304027



### No. 27750

COVER & SEAL ASSY.  
OEM: 986838



### No. 33960

GASKET  
OEM: 911878



### No. 45200

O-RING  
OEM: 318372

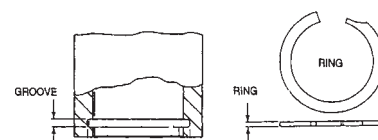
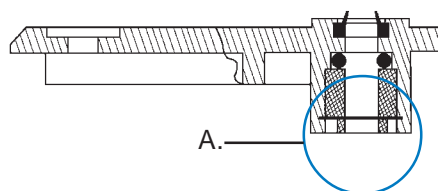


### GLM'S RE-DESIGN OF THE COVER & SEAL ASSEMBLY

GLM proudly uses Smalley\* internal snap ring for holding the sealing bushing. Unlike the OEMs which locks it dead. No special tools are required for replacing the seal and a service job can be finished in seconds!

### No. 27750

OEM: 986838



A. View

\*Smalley Steel Ring Co. is a GM vender

# Cobra

## LOWER GEAR HOUSING DRIVE SHAFT (1986-1993)

**No. 12960**

TUBE  
OEM: 911706



**No. 12961**

GUIDE  
OEM: 911715



**No. 86620**

SEAL - TUBE  
OEM: 911705



**No. 21180**

NUT  
OEM: 121731



**No. 21490**

WASHER  
OEM: 305981



**No. 27760**

WATER PASSAGE HOUSING  
OEM: 915720



**No. 33970**

GASKET  
OEM: 915719



Water Passage

**No. 83250**

O-RING - UPPER  
OEM: 318717



**No. 22362**

SCREW  
OEM: 317624



**No. 27770**

BEARING HOUSING  
OEM: 984462



**No. 81380**

O-RING - LOWER  
OEM: 314728



**No. 23590**

SHIM 0.003"  
OEM: 323362

**No. 23580**

SHIM 0.004"  
OEM: 323361

**No. 23510**

SHIM 0.005"  
OEM: 314745



**No. 21645**

THRUST WASHER  
OEM: 327656



**No. 16330**

THRUST BEARING  
OEM: 387656



**No. 22404**

UPPER DRIVE SHAFT  
OEM: 911709



**No. 12962**

PLUG  
OEM: 911710



**No. 22406**

LOWER DRIVE SHAFT  
OEM: 911693

Fits:

1986-1993 with V6 & V8

1990-1993 with 4 cylinder 3.0L



**No. 21610**

PINION BEARING  
OEM: 387817

Fits:

1986-1993 with V6 & V8

1990-1993 with 4 cyl 3.0L



**No. 22880**

PINION BEARING  
OEM: 384195

Fits:

1986-1989 with 3.0L

1987-1990 with 2.3L



**No. 11190**

PINION NUT  
OEM: 314730







# Section 5

---

## OMC Cobra Transom Assembly Parts 1986-1993

<i>Transom Assembly - Breakdown (1986-1993)</i> .....	54-55
<i>Shift Cable (1986-1993)</i> .....	56
<i>Transom Service Kit (1986-1993)</i> .....	57
<i>Transom Components</i> .....	57

# Cobra

## TRANSOM ASSEMBLY (1986-1993)

<b>Transom Service Kit</b>
----------------------------

<b>No. 21962</b>
------------------

See Section 5
---------------

<b>Trailer Clips</b>
----------------------

<b>No. 90071</b>
------------------

See Section 5
---------------

<b>Shift Cable Assy. Kit</b>
------------------------------

<b>No. 21455</b>
------------------

See Section 5
---------------

<b>Outdrive Mounting Kit</b>
------------------------------

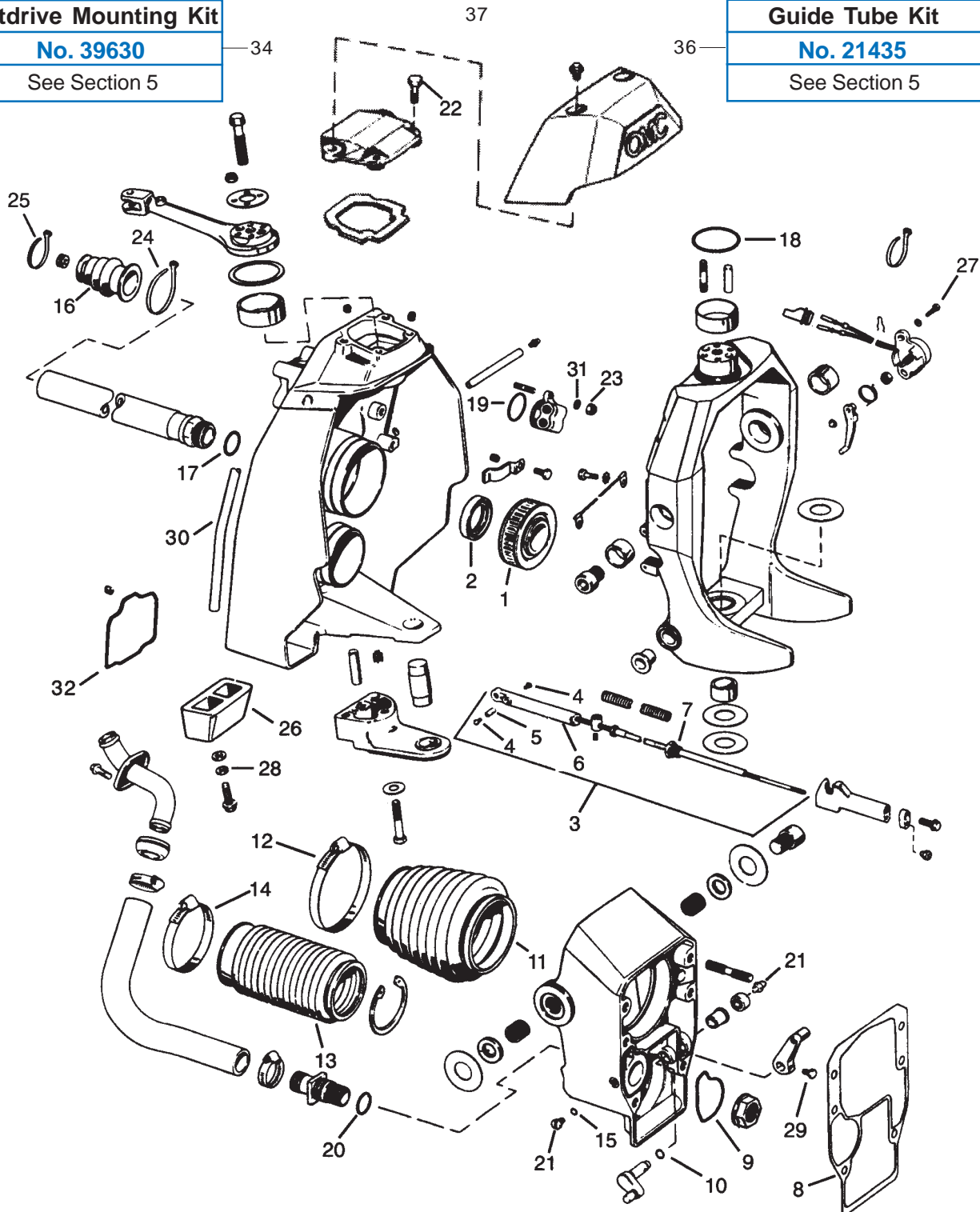
<b>No. 39630</b>
------------------

See Section 5
---------------

<b>Guide Tube Kit</b>
-----------------------

<b>No. 21435</b>
------------------

See Section 5
---------------





# Cobra

## SHIFT CABLE

### No. 21455

SHIFT CABLE  
ASSEMBLY KIT  
OEM: N/A



**Kit contains:**

GLM	OEM	ITEM
21715	987661	Shift Cable Assembly Kit
39630	508105	Drive Installation Kit
89210	911826	Bellow
21465	320107	Cable Tie
21466	317893	Cable Tie

### No. 21715

SHIFT CABLE  
ASSEMBLY KIT  
OEM: 987661

Now comes with No. 90580  
Shift Cable Adjustment Tool Kit!



**Kit contains:**

GLM	OEM	ITEM
21716	N/A	Shift Cable (N.S.S.)
21432	915918	Anchor
21433 (2)	912304	Set Screw
21434	914742	Guide
80140	304174	O-ring
90580	914017+	Shift Cable
	915271	Adjustment Tool

Cobra  
(1986-1993)

### No. 21435

GUIDE TUBE KIT  
OEM: N/A



**Kit contains:**

GLM	OEM	ITEM
21434	914742	Guide Tube
21433 (2)	912304	Set Screw
21432	915918	Anchor
80140	304174	O-ring

For All "Clutch Dog" Cobra

### No. 21433

SET SCREW  
OEM: 912304



### No. 21432

ANCHOR  
OEM: 915918



### No. 90580

SHIFT CABLE ADJUSTMENT TOOL KIT  
OEM: 914017 + 915271  
(Plastic)



\*Note: Individual Parts Not Sold Separately

Cobra  
(1986-1993)

### No. 21434

GUIDE TUBE  
OEM: 914742



### No. 80140

O\_RING  
OEM: 304174



# Cobra

## TRANSOM SERVICE KIT

### No. 21962

OEM: N/A

**Kit contains:**

GLM	OEM	ITEM
39630	508105	Seal Kit
89210	911826	Shift Cable Bellow
89200	3854127	U-Joint Bellow
89190	914036	Exhaust Bellow
01090	3852604	Hose Clamp
01070	912628	Hose Clamp
21906	3853807	Gimbal Bearing
21465	320107	Cable Tie
21466	317893	Cable Tie



Cobra  
(1986-1993)

## TRANSOM COMPONENTS

### No. 39630

OUTDRIVE  
MOUNTING KIT  
OEM: 508105



**Kit contains:**

GLM	OEM	ITEM
34730	915840	Gasket
39631	N/A	Outdrive Mounting Kit

For All "Clutch Dog" Cobra  
(1986-1993)

### No. 21906

GIMBAL BEARING  
ASSEMBLY  
OEM: 3853807



GLM Built in U.S.A.

### No. 89210

SHIFT CABLE BELLOW  
OEM: 911826



Cobra  
(1986-1993)

### No. 89190

EXHAUST BELLOW  
OEM: 914036



Cobra  
(1986-1993)

### No. 89200

U-JOINT BELLOW  
OEM: 3854127



Cobra  
(1986-1998)

### No. 90071

TRAILER CLIPS  
OEM: 174448



For OMC Cobra





# Section 6

---

## OMC Stringer Upper Gear Housing Parts 1985 & older

<i>Upper Gear Housing - Applications</i> .....	60
<i>Upper Gear Housing - Complete</i> .....	61
<i>Upper Gear Housing - Empty</i> .....	62
<i>Bearing Retainer - Assembly Kits</i> .....	63
<i>Upper Gear Housing - Rebuild Kits</i> .....	63
<i>Upper Gear Housing - Seal Kits</i> .....	64
<i>Upper Gear Sets</i> .....	65
<i>Upper Gear Housing - Breakdown (1973-1985)</i> .....	66-67
<i>Upper Gear Housing Components</i> .....	68-69
<i>Drive Shafts</i> .....	70
<i>Steering Components</i> .....	71



# Stringer

## COMPLETE UPPER GEAR HOUSING ASSEMBLY (1973-1985)

100% New



Engine	Teeth on Original Gears	GLM No.	OEM No.
4-Cylinder, All	21T/18T	<b>27500</b>	982488
V6, 3.8L, 229 CID	21T/20T	<b>27400</b>	982739
L6, 165 HP	21T/19T	<b>27300</b>	981229
V6, 4.3L, 262 CID	21T/19T	<b>27300</b>	981229
V8 Ford, 5.0L, 302 CID	21T/17T	<b>27200</b>	982487
V8 Chevy, 5.0L, 305 CID	21T/17T	<b>27200</b>	982487
V8 Chevy, 5.7L, 350 CID	21T/16T	<b>27100</b>	982488
V8 Ford, 5.8L, 351 CID	21T/16T	<b>27100</b>	982488

# Stringer

## UPPER GEAR HOUSING (1973-1985)

**No. 27000**

OEM: 982226

### 1973-1985 OMC Empty Gear Housing Ready for Your Components

**Don't scrap a boat because of a corroded upper gear housing!  
Replace it with a NEW housing from GLM.**

The GLM #27000 will work on all 1973-1985 OMC sterndrives and will accept the original internal and external OMC components.



# Stringer

## BEARING RETAINER ASSEMBLY KITS (1973-1985)

**No. 22590** 21T/16T

OEM: 982478

**No. 22580** 21T/17T

OEM: 982477

**No. 22567** 21T/18T

OEM: 982476

**No. 22568** 21T/19T

OEM: 984263

**No. 22570** 21T/20T

OEM: 982738



## UPPER GEAR HOUSING REBUILD KITS (1973-1985)

**No. 22519** 21T/16T

OEM: N/A

**No. 22516** 21T/17T

OEM: N/A

**No. 22537** 21T/18T

OEM: N/A

**No. 22538** 21T/19T

OEM: N/A

**No. 22539** 21T/20T

OEM: N/A





# Stringer

## UPPER GEAR HOUSING SEAL KITS

### No. 87651

OEM: 981799



For 100 thru 245 (1968-1972)

### No. 87650

OEM: 982949



For All Models (1973-1985)

## UPPER GEAR HOUSING KITS APPLICATION CHART (1973-1985)

Engine	Teeth on Original Gears	Upper Rebuild Kit	Bearing Retainer Kit	Upper Seal Kit
4-Cylinder, All	21T/18T	22537	22567	87650
V6, 3.8L, 229 CID	21T/20T	22539	22570	87650
L6, 165 HP	21T/19T	22538	22568	87650
V6, 4.3L, 262 CID	21T/19T	22538	22568	87650
V8 Ford, 5.0L, 302 CID	21T/17T	22516	22580	87650
V8 Chevy, 5.0L, 305 CID	21T/17T	22516	22580	87650
V8 Chevy, 5.7L, 350 CID	21T/16T	22519	22590	87650
V8 Ford, 5.8L, 351 CID	21T/16T	22519	22590	87650

# Stringer

## UPPER GEAR SETS (1973-1985)

**GLM is first in the marine industry to have all of the OMC upper housing gear ratios.**

Different size engines require different gear ratios in the drive. The manufacturer changes these ratios with different gear sets. The gear ratio change is in the upper gear housing\*. All 1973-1985 OMC upper gear housings are identical\*\* except for the tooth count on the gears. Below is a chart showing the tooth count for the different size engines used with OMC sterndrives.



All GLM upper gear sets come with:

GLM No.	OEM No.	Item
21544	382212	Bearing
21545	379585	Bearing
21547	375761	Bearing

Engine	Teeth on Original Gears	GLM No.	OEM No.
4-Cylinder, All	21T/18T	<b>22518</b>	982244
V6, 3.8L, 229 CID	21T/20T	<b>22530</b>	982835
L6, 165 HP	21T/19T	<b>22514</b>	984262
V6, 4.3L, 262 CID	21T/19T	<b>22514</b>	984262
V8 Ford, 5.0L, 302 CID	21T/17T	<b>22512</b>	982259
V8 Chevy, 5.0L, 305 CID	21T/17T	<b>22512</b>	982259
V8 Chevy, 5.7L, 350 CID	21T/16T	<b>22510</b>	982261
V8 Ford, 5.8L, 351 CID	21T/16T	<b>22510</b>	982261

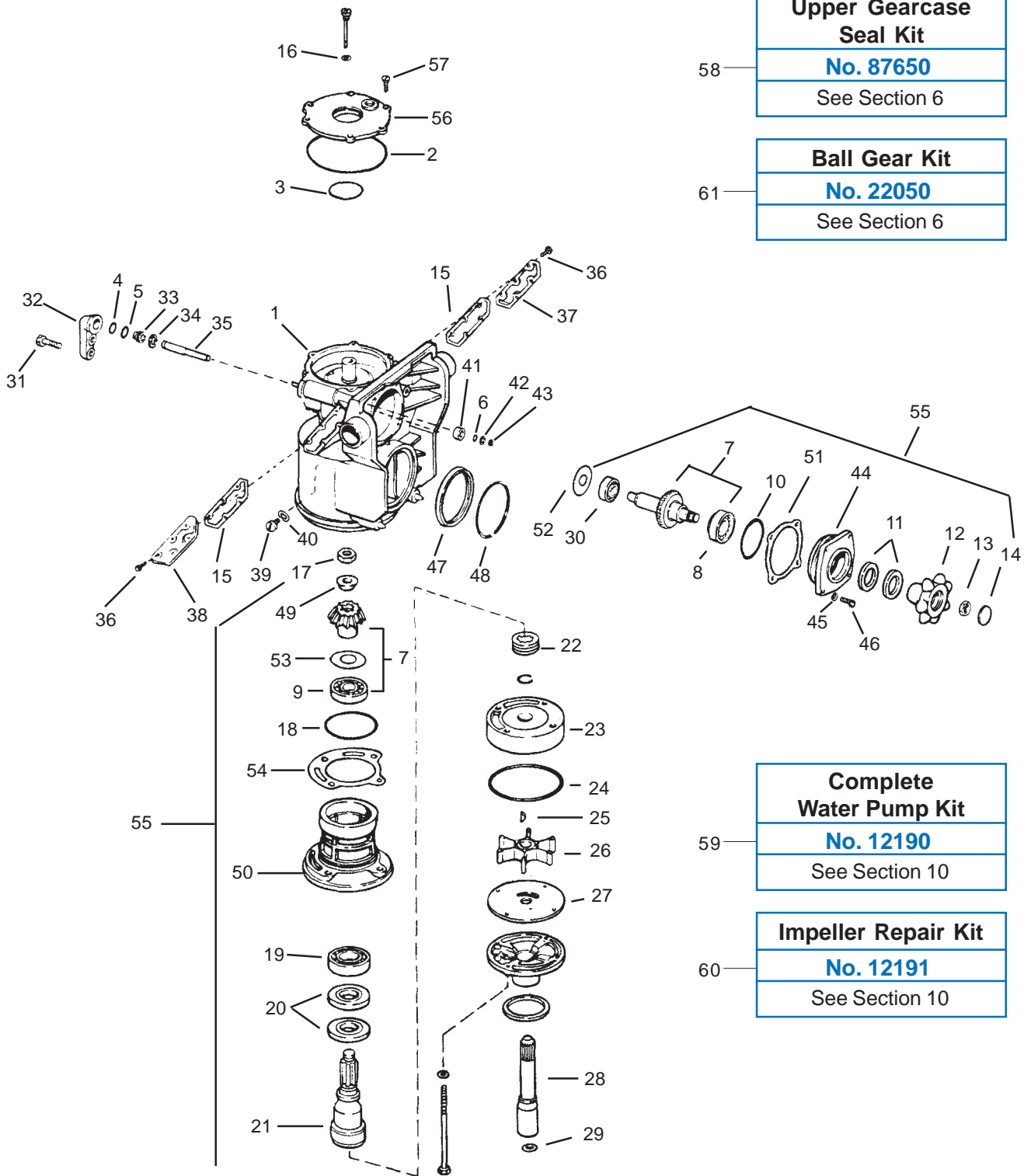
\*All lower gear housing ratios are either 2.0:1 for the four-cylinder engines or 1.83:1 for the six and eight-cylinder engines.

\*\*The original driven gears in 1973 and 1974 upper gear housings are **not** machined for a centering cone. All 1975 and newer driven gears and all GLM replacement driven gears are machined for a centering cone. A new drive shaft with shorter splines and a centering cone must be installed when replacing the original (non-centering cone) driven gear.

Rebuild your OMC powered boat with high quality GLM parts!  
**GLM is the source for OMC parts!**

# Stringer

## UPPER GEAR HOUSING (1973-1985)



### Upper Gearcase Seal Kit

**No. 87650**

See Section 6

### Ball Gear Kit

**No. 22050**

See Section 6

### Complete Water Pump Kit

**No. 12190**

See Section 10

### Impeller Repair Kit

**No. 12191**

See Section 10

# Stringer

## UPPER GEAR HOUSING (1973-1985)

GLM No.	Ref No.	OEM No.	Description	GLM No.	Ref No.	OEM No.	Description
27000	1	982226	Upper Gearcase Assembly	27830	43	911317	Retaining Ring
82480	2	313175	O-ring	27960	44	313184	Bearing Retainer
82250	3	310327	O-ring (Electric Shift)	21492	45	302290	Lockwasher
82250	3	910582	O-ring (400-800)	22327	46	909386	Screw
82140	4	302540	O-ring (Early Model)	86652	47	308768	Seal
80230	4	909140	O-ring (Late Model)	11056	48	308590	Spring
42140	5	909139	Quad Ring	22515	49	909123	Centering Cone
41120	6	909048	Quad Ring	27950	50	910240	Bearing Housing
22510	7	982261	Gears 21:16	23312	51	313202	Shim .002
22512	7	982259	Gears 21:17	23313	51	313203	Shim .003
22514	7	984262	Gears 21:19	23314	51	313204	Shim .004
22518	7	982835	Gears 21:18	23315	51	313205	Shim .005
22530	7	982244	Gears 21:20	23316	51	313206	Shim .006
21544	8	382212	Bearing	23323	52	313163	Shim .003
21545	9	379585	Bearing	23324	52	313164	Shim .004
82350	10	308621	O-ring	23325	52	313165	Shim .005
86080	11	981196	Oil Seal	23326	52	313166	Shim .006
22020	12	908069	Ball Gear	23327	52	313167	Shim .007
22330	13	908064	Nut	23328	52	313168	Shim .008
22030	14	908052	Cover	23333	53	313193	Shim .003
34180	15	308592	Gasket	23334	53	313194	Shim .004
33050	16	315189	Gasket	23335	53	313195	Shim .005
22310	17	907866	Lock Nut	23336	53	313196	Shim .006
82360	18	553126	O-ring	23337	53	313197	Shim .007
21546	19	382165	Bearing	23338	53	313198	Shim .008
86090	20	981268	Oil Seal	23339	53	313199	Shim .009
22412	21	909121	Drive Shaft (Low Profile)	23340	53	313200	Shim .010
22422	21	981220	Drive Shaft (High Profile)	23345	54	313185	Shim .005
22423	21	382883	Drive Shaft (High Profile)	23346	54	313186	Shim .006
86100	22	907774	Shaft Seal	23347	54	313187	Shim .007
12390	23	983298	Pump Housing	23348	54	313188	Shim .008
82520	24	910238	O-ring	23349	54	313189	Shim .009
89595	25	308928	Key	23350	54	313190	Shim .010
89760	26	777130	Impeller Pump Plate	22567	55	982476	Bearing Retainer Assy. 2.5/3.0L
12590	27	313176	Pump Plate	22570	55	982738	Bearing Retainer Assy. 3.8L
22410	28	909753	Pump Drive Shaft (Low Profile)	22568	55	984263	Bearing Retainer Assy. 4.3L
22411	28	908087	Pump Drive Shaft (High Profile)	22580	55	982477	Bearing Retainer Assy. 5.0L
80220	29	314491	O-ring	22590	55	982478	Bearing Retainer Assy. 5.7L
21547	30	375761	Bearing	27860	56	313228	Cover
22329	31	305282	Screw	22307	57	909638	Screw
27970	32	908870	Bracket	87650	58	982949	Seal Kit
27990	33	908871	Retainer	12190	59	983218	Complete Water Pump Kit
27840	34	911316	Retainer Ring	12191	60	-	Impeller Repair Kit
27980	35	908890	Spacer Shaft	22050	61	-	Ball Gear Kit
22328	36	3852473	Screw				
28440	37	308699	Water Cover - Stbd.				
28450	38	308591	Water Cover - Port				
21731	39	318544	Screw Set				
31171	40	311598	Gasket				
27820	41	308883	Bushing				
31173	42	314390	Gasket				

# Stringer

## UPPER GEAR HOUSING COMPONENTS

### No. 22050 BALL GEAR KIT

Kit contains:

GLM	OEM	ITEM
82350	308621	O-ring
22030	908062	Cover (2)
22010	908063	Ball Gear
22330	908064	Nut (2)
22020	908069	Ball Gear
81440	908383	O-ring
86010	981195	Seal (2)
86080	981196	Seal (2)



### No. 27960

BEARING RETAINER  
OEM: 313184



### No. 86080

SEAL - BEARING  
RETAINER (2)  
OEM: 981196



### No. 22330

BALL GEAR NUT  
OEM: 908064



### No. 22030

BALL GEAR COVER  
OEM: 908062



### No. 21492

LOCKWASHER  
OEM: 302290



### No. 22327

SCREW  
OEM: 909386



### No. 21544

TAPERED ROLLER  
BEARING - RETAINER  
OEM: 382212



### No. 82350

O-RING -  
BEARING - RETAINER  
OEM: 308621



### SHIMS

**No. 23312** (.002)

OEM: 313202

**No. 23313** (.003)

OEM: 313203

**No. 23314** (.004)

OEM: 313204

**No. 23315** (.005)

OEM: 313205

**No. 23316** (.010)

OEM: 313206

**No. 23310**

COMPLETE KIT  
OEM: N/A

### SHIMS - REAR BEARING

**No. 23323** (.003)

OEM: 313163

**No. 23324** (.004)

OEM: 313164

**No. 23325** (.005)

OEM: 313165

**No. 23326** (.006)

OEM: 313166

**No. 23327** (.007)

OEM: 313167

**No. 23328** (.008)

OEM: 313168

**No. 23320**

COMPLETE KIT  
OEM: 313163



### No. 21547

TAPERED ROLLER BEARING  
OEM: 375761





# Stringer

## UPPER GEAR HOUSING COMPONENTS

### No. 22310

NUT  
OEM: 907866



### No. 22515

CENTERING CONE  
OEM: 909123



### No. 21545

UPPER TAPERED  
ROLLER BEARING  
OEM: 379585



### SHIMS

**No. 23333** (.003)

OEM: 313193

**No. 23334** (.004)

OEM: 313194

**No. 23335** (.005)

OEM: 313195

**No. 23336** (.006)

OEM: 313196

**No. 23337** (.007)

OEM: 313197

**No. 23338** (.008)

OEM: 313198

**No. 23339** (.009)

OEM: 313199

**No. 23340** (.010)

OEM: 313200

**No. 23330**

COMPLETE KIT

OEM: N/A



### No. 82360

O-RING - BEARING HOUSING  
OEM: 553126

### SHIMS

**No. 23345** (.005)

OEM: 313185

**No. 23346** (.006)

OEM: 313186

**No. 23347** (.007)

OEM: 313187

**No. 23348** (.008)

OEM: 313188

**No. 23349** (.009)

OEM: 313189

**No. 23350** (.010)

OEM: 313190

### No. 27950

BEARING HOUSING  
OEM: 910240



### No. 21546

LOWER TAPERED  
ROLLER BEARING  
OEM: 382165



### No. 86090

SEAL (2)  
OEM: 981268



# Stringer

## DRIVE SHAFTS (1973-1985)

### No. 22412

OEM: 909121

All  
(1978-1985)



Low Profile  
(1975-1977)

### No. 22422

OEM: 981220

Short Spline

Electric Shift  
Use WITH centering cone No. 22515



High Profile  
(1975-1977)

### No. 22423

OEM: 382883

Long Spline

Electric Shift  
Use WITHOUT centering cone



High Profile  
(1973-1974)

Model	Year	Upper Drive Shaft
All Models High Profile*	1973-1974	22423 Long Shaft
All Models Low Profile*	1973-1974	NLA - Short Shaft
All Models High Profile**	1975-1977	22422 Long Shaft
All Models Low Profile***	1975-1985	22412 Short Shaft

\* Starting with model year 1975 all driven gears were machined to accept a centering cone below the drive shaft retaining nut. This centering cone requires a drive shaft with a shorter spline.

Upper gear housings, model year 1973 and 1974, with the original driven gear (no centering cone) require GLM #22423 drive shaft with longer splines. **This drive shaft fits only the high profile gear case.** GLM does not manufacture the drive shaft with longer splines for the low profile gear case.

All 1975 and newer upper gear housings and all older upper gear housings utilizing the new driven gear (with centering cone) will utilize drive shaft GLM #22412 (low profile) or GLM #22422 (high profile).

\*\*The high profile upper gear housing was discontinued for 1978.

\*\*\*All 1978-1985 upper gear housings are low profile.

# Stringer

## No.28440

WATER COVER-STBD  
OEM: 308699




## No.28450

WATER COVER -PORT  
OEM: 308591



## No. 34180

WATER COVER  
GASKET (2)  
OEM: 308592



## No. 22307

SCREW  
OEM: 9096381



## No. 82250

O-RING  
OEM: 910582



## No. 22328

SCREW  
OEM: 3852473



## No. 27860

COVER  
OEM: 313228



## No. 86652

SEAL  
OEM: 308768




## No. 11056

SPRING  
OEM: 308590



## No. 82480

O-RING - COVER  
OEM:313175



## STEERING

## No. 27970

BRACKET  
OEM: 908870



## No. 42140

QUAD RING  
OEM: 909139



## No. 27820

BUSHING  
OEM: 308883



## No. 27820

BUSHING  
OEM: 308883



## No. 31173

GASKET  
OEM: 314390



## No. 80230

O-RING  
OEM: 909140



## No. 27990

RETAINER  
OEM: 908871



## No. 27980

SPACER SHAFT  
OEM: 908890



## No. 27820

BUSHING  
OEM: 308883



## No. 41120

QUAD RING  
OEM: 909048



## No. 27840

RETAINER  
OEM: 911316



## No. 22329

SCREW  
OEM: 305282





# Section 7

---

## OMC Stringer Lower Gear Housing Parts 1985 & Older

<i>Lower Gear Housing - Breakdown (1978-1985) .....</i>	<i>74-75</i>
<i>Lower Gear Sets .....</i>	<i>76-79</i>
<i>Lower Gear Housing Seal Kits .....</i>	<i>80</i>
<i>Lower Gear Housing Components (1978-1985) .....</i>	<i>80</i>
<i>Prop Shaft Parts - 4-Cyl. w/ Mechanical Shift (1978-1985) .....</i>	<i>81</i>
<i>Prop Shaft Parts - V6/V8 w/ Mechanical Shift (1978-1985) .....</i>	<i>81</i>
<i>Lower Gear Housing - 4-Cyl. w/ Mechanical Shift (1978-1985) .....</i>	<i>82</i>
<i>Lower Gear Housing - V6/V8 w/ Mechanical Shift (1978-1985) .....</i>	<i>83</i>
<i>Shift Parts .....</i>	<i>84</i>
<i>Miscellaneous .....</i>	<i>84</i>
<i>Electric Shift Lower .....</i>	<i>85</i>

# Stringer

## LOWER GEAR HOUSING COMPONENTS - WITH MECHANICAL SHIFT (1978-1985)

**Lower Gearcase  
Seal Kit - V6/V8  
with Mech. Shift**

**No. 87630**

See Section 7

**Lower Gearcase  
Seal Kit - 4-Cyl.  
with Mech. Shift**

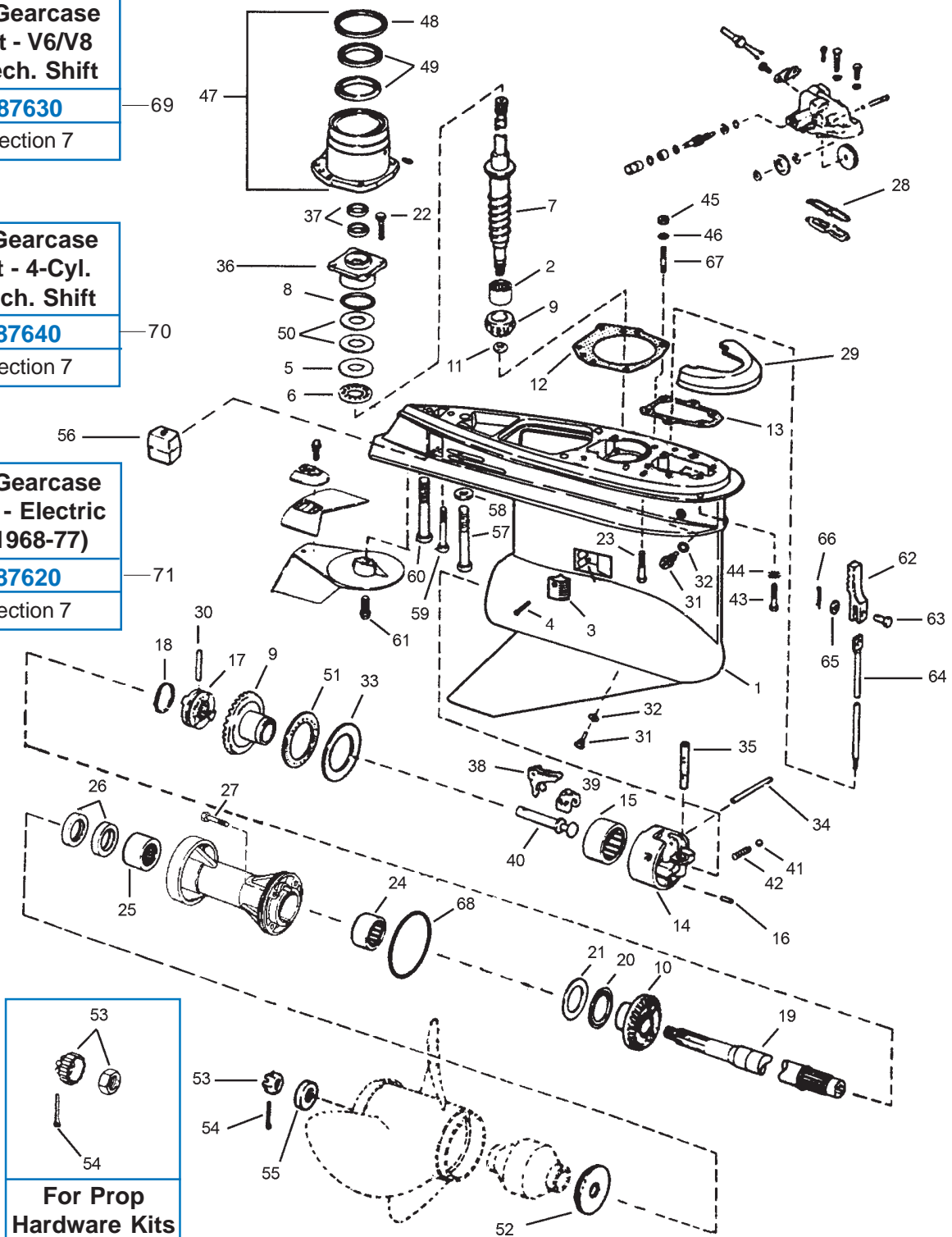
**No. 87640**

See Section 7

**Lower Gearcase  
Seal Kit - Electric  
Shift (1968-77)**

**No. 87620**

See Section 7



**For Prop  
Hardware Kits**  
See Section 11



# Stringer

## LOWER GEAR HOUSING COMPONENTS - WITH MECHANICAL SHIFT (1978-1985)

GLM No.	Ref No.	OEM No.	Description	GLM No.	Ref No.	OEM No.	Description
-	1	438050	Gearcase Assy. - DISCONTINUED	27740	38	322938	Lever
21610	2	387817	Pinion Bearing	27741*	38	324037	Lever 4-Cyl.*
22880*	2	384195	Pinion Bearing 4-Cyl.*	27730	39	982422	Cradle
21885	3	337778	Screen	27710	40	322941	Shaft
22363	4	337061	Screw	22491	41	160084	Detent Ball
21645	5	327656	Thrust Washer	11055	42	911962	Spring
16330	6	387656	Thrust Bearing	22369	43	912127	Screw
22413	7	982424	Drive Shaft	21761	44	328701	Lockwasher
81380	8	314728	O-ring	21180	45	121731	Nut
22623*	9	5004216	P/Forward Gear Set M*	21490	46	305981	Washer
22621*	9	435088	P/Forward Gear Set H*	27780+	47	982439	Swivel Bearing Retainer V6 & V8 +
22631*	9	986979	P/Forward Gear Set 4-Cyl.*	86040	48	310649	Oil Seal
22624	10	910994	Reverse Gear	86050	49	313353	Oil Seal
22632*	10	345992	Reverse Gear 4-Cyl.*	23590	50	323362	Shim .003
22666	9+10	-	Gear Set (Heavy Duty)	23580	50	323361	Shim .004
11190	11	314730	Nut	23510	50	314745	Shim .005
34720	12	910236	Gasket	16340	51	389042	Thrust Bearing
33730*	12	910338	Gasket 4-Cyl.*	16310*	51	385043	Thrust Bearing 4-Cyl.*
33020	13	324670	Gasket	22230*	52	127084	Thrust Washer 4-Cyl.*
27700	14	389455	Housing & Bearing Assembly	22221	52	126870	Thrust Washer
27702*	14	391365	Housing & Bearing Assy. 4-Cyl.*	22150*	53	314503	Nut 4-Cyl.*
22910	15	389039	Bearing	22185	54	398042	Nut & Keeper
22870*	15	382407	Bearing 4-Cyl.*	22120*	54	314502	Cotter Pin 4-Cyl.*
21138	16	331880	Pin	22142	54	306394	Cotter Pin
22625	17	337774	Clutch Dog	22250*	55	315810	Spacer 4-Cyl.*
22633*	17	910578	Clutch Dog 4-Cyl.*	22190	55	320570	Spacer
11052	18	324369	Spring	12776	56	436745	Anode
22414*	19	395209	Prop Shaft M*	22365	57	914535	Screw 7/16 x 3-1/2 -14
22416*	19	436888	Prop Shaft (1976-1986) 4-Cyl.*	21674	58	330265	Washer
16300	20	382408	Thrust Bearing	22366	59	328096	Screw
21642	21	314731	Thrust Washer	22367	60	330263	Screw 3/8 x 3-1/2 -16
22362	22	317624	Screw	22368	61	313715	Screw
22371	23	331999	Screw 3/8 x 1-3/4 -16	27870	62	910311	Rack
22870	24	382407	Bearing	27880	63	910539	Pin
11410	25	387247	Bearing	27890+	64	910309	Shift Rod V6 & V8 +
85130	26	320862	Oil Seal	21678	65	306358	Washer
22300	27	316563	Screw	22145	66	306376	Cotter Pin
34690	28	909604	Gasket	22473	67	910551	Stud
12773	29	983494	Anode	82400	68	305123	O-ring
21135	30	313448	Cross Pin	82370*	68	313446	O-ring 4-Cyl.*
21731	31	318544	Draining Screw	87630	69	982946	Seal Kit V6 & V8 w/ Mech. Shift
31171	32	311598	Gasket	87640	70	982947	Seal Kit 4-Cyl. w/ Mech. Shift
21646	33	327669	Thrust Washer	87620	71	981797	Seal Kit w/ Electric Shift (1968-77)
21644*	33	324766	Thrust Washer 4-Cyl.*	<p>*The 1978-1985 OMC Sterndrives with four-cylinder engines utilize a small diameter lower gear housing.</p> <p>+The 1978-1986 OMC sterndrives with V6 or V8 engines use a large diameter lower gear housing.</p> <p>The lower gear housing parts are interchangeable except where noted with an asterisk or plus sign.</p> <p>M* - Mechanical Shift H* - Hydraulic Shift</p>			
21137	34	328825	Pin				
21135*	34	320145	Pin 4-Cyl.*				
27721	35	910310	Detent				
22730	36	982422	Bearing Housing & Seal				
86060	37	321467	Oil Seal				

# Stringer

## LOWER GEAR HOUSING GEARS - V6 & V8

# HEAVY DUTY

## Gear Set GLM #22666

Includes #21651 thrust washer\*



When all three gears need replacing in your OMC sterndrive the installation of the GLM #22666 heavy-duty gear set is highly recommended. The heavy-duty gears can be used with all V6 and V8 OMC sterndrives from 1978-1985 with mechanical shift (not 1978-1980 with hydraulic shift).

It is recommended that a new clutch GLM # 22625 (this clutch is not included with the gear set) be installed with the heavy-duty gears.

### GLM #22666 heavy-duty gears fit these OMC Sterndrive units:

3.8L/229CI	V6	1981-85
4.3L/262CI	V6	1985
5.0L/305CI	V8	1981-85
5.7L/350CI	V8	1981-85

### IMPORTANT NOTE:

*The new heavy-duty GLM #22666 gears will not interchange with the standard gears. For individual gear replacement, you must use the standard duty GLM #22623 pinion and forward gears or the GLM #22624 reverse gear.*

### ✓ **STRONGER**

OEM gear sets are machined from 8620 forged steel. The GLM gear set is machined from a higher alloy forged steel. The stronger teeth and higher alloy steel results in a gear that is 50% stronger than any other comparable gear set. These durable gears are capable of operating with up to 300 horsepower.

### ✓ **MORE DURABLE**

The new GLM gear set has fewer, larger, and stronger teeth. The pinion gear has 12 teeth and the forward and reverse gears have 22 teeth. The original OEM gear set has 14 teeth on the pinion and 26 teeth on the forward and reverse gears.

### ✓ **QUIETER**

During the gear machining process, an additional pass is made over each tooth for a finer surface. This makes the gear operation especially quiet.

\*For model year 1990 OMC increased the prop shaft diameter at the carrier needle bearing (not the prop splines) from 1-3/16 to 1-1/4 inches. Some older gearcases may be fitted with the new large diameter prop shaft. The large diameter prop shaft utilizes a thrust washer (included with this gear set) between the prop shaft and reverse gear. Discard the thrust washer when using the small diameter prop shaft.



# Stringer


## LOWER GEAR HOUSING GEARS - STANDARD

# **STANDARD DUTY**

## Replacement Gear Sets

These gearsets are an exact copy of the gears used in the V6 and V8 OMC Sterndrives from 1978-1985 with mechanical shift\* (not 1978-1980 with hydraulic shift).

*\*Many 1978-1980 OMC hydraulic shift lower gearcases have been replaced with the 1981-85 mechanical shift lower gearcase. 1978-1980 hydraulic shift gear sets are still available, GLM #22620.*



<b>COMPLETE GEAR SET</b> - Forward/Pinion/Reverse - 14/26 teeth - Comes with the GLM #22625 clutch	<b>GLM #22622</b>	OEM N/A
<b>FORWARD &amp; PINION SET</b> - May be used with OMC reverse gear - 14/26 teeth	<b>GLM #22623</b>	OEM #5004216
<b>REVERSE GEAR</b> - May be used with OMC forward and pinion gears - 26 teeth - Includes thrust washer #21651**	<b>GLM #22624</b>	OEM #910994
<b>CLUTCH</b>	<b>GLM #22625</b>	OEM #337774

**\*\*For model year 1990 OMC increased the prop shaft diameter at the carrier needle bearing (not the prop splines) from 1-3/16 to 1-1/4 inches. Some older gearcases may be fitted with the new large diameter prop shaft. The large diameter prop shaft utilizes a thrust washer (included with this gear set) between the prop shaft and reverse gear. Discard the thrust washer when using the small diameter prop shaft.**

**It is recommended that the above standard duty replacement gears be used only with V6 powered sterndrives listed below:**

3.8L/229CI	V6	Chev.	1981-85
4.3L/262CI	V6	Chev.	1985

**GLM recommends the heavy-duty gearset #22666 for all V8 powered sterndrives.**

# Stringer

## LOWER GEAR HOUSING GEARS - 4 CYLINDER

# 4-CYLINDER GEARS

These gearsets are an exact copy of the gears used in the 4-Cylinder OMC Sterndrives from 1978-1985 with mechanical shift (not 1978-1980 with hydraulic shift).



#22631  
Forward & Pinion Set


#22632  
Reverse Gear

#22633  
Clutch Dog

<b>COMPLETE GEAR SET</b> - Forward/Pinion/Reverse - 13/26 teeth - Comes with the GLM #22633 clutch	<b>GLM #22630</b>	OEM N/A
<b>FORWARD &amp; PINION SET</b> - May be used with OMC reverse gear - 13/26 teeth	<b>GLM #22631</b>	OEM #986979
<b>REVERSE GEAR</b> - May be used with OMC forward and pinion gears - 26 teeth	<b>GLM #22632</b>	OEM #345992
<b>CLUTCH</b>	<b>GLM #22633</b>	OEM #910578

# Stringer

## LOWER GEAR HOUSING GEARS - V6 MECHANICAL / HYDRAULIC SHIFT



<b>COMPLETE GEAR SET</b> - Forward/Pinion/Reverse - 14/26 teeth - Comes with the GLM #22625 clutch	<b>GLM #22620</b>	OEM N/A
<b>FORWARD &amp; PINION SET</b> - 14/26 teeth	<b>GLM #22621</b>	OEM #5004941
<b>REVERSE GEAR &amp; CLUTCH</b> - 26 teeth	<b>GLM #22652</b>	OEM #437297
<b>CLUTCH</b>	<b>GLM #22625</b>	OEM #337774, 914716, 915272

## LOWER GEAR HOUSING GEARS APPLICATION GUIDE

Model	Year	Lower Drive Shaft	Prop Shaft	Pinion/Fwd Gear Set	Reverse Gear	Clutch Dog	Complete Set w/ Clutch Dog
<b>HYDRAULIC SHIFT (1978-1980)</b>							
120/140	1978-1980	-	-	-	-	22633	-
185/225	1978-1980	22413	-	22621	22624	22625	22620
240/250 Ford	1978-1979	22413	-	22621	22624	22625	22620
200/230/260	1978-1980	22413	-	22621	22624	22625	22620
<b>MECHANICAL SHIFT (1981-1985)</b>							
120/2.5	1981-1985	-	22416	22631	22632	22633	22630
140/3.0	1981-1985	-	22416	22631	22632	22633	22630
3.8	1981-1985	22413	22414	22666*		22625	-
3.8	1981-1985	22413	22414	22623	22624	22625	22622
4.3	1985	22413	22414	22666*		22625	-
4.3	1985	22413	22414	22623	22624	22625	22622
200/230/260	1981	22413	22414	22666*		22625	-
5.0/5.7	1982-1985	22413	22414	22666*		22625	-

### \* Heavy Duty Gear Set

For the 1978 model year the OMC stringer sterndrive was redesigned, the old electric shift lower gear housing was replaced with this new hydraulic shift assist, large diameter, V6 gear housing. The hydraulic shift assist lower gear housing did not prove to be reliable and was replaced with a mechanical shift lower gear housing on the 1979 and newer V6 outboards and the 1981 and newer OMC sterndrives. OMC made available to owners of 1978-1980 sterndrives a mechanical shift lower gear housing conversion kit for a very low price. This kit consisted of a complete lower gear housing, an ESA (electronic shift assist) box, ESA activation switch and two shift overstroke switches.

**It is the customer's responsibility to determine if a 1978-1980 OMC sterndrive has the original hydraulic shift assist lower gear housing or has been converted to the mechanical shift lower gear housing.**



# Stringer

## LOWER GEAR HOUSING SEAL KITS

### No. 87620

OEM: 981797

(1968-1977)  
with electric shift



### No. 87630

OEM: 982946

V6 & V8 (1978-1985)  
with mechanical shift



### No. 87640

OEM: 982947

4-Cyl. (1978-1985)  
with mechanical shift



## LOWER GEAR HOUSING COMPONENTS (1978-1985)

### No. 86040

OIL SEAL - SWIVEL BEARING  
RETAINER  
OEM: 310649



### No. 86050

OIL SEAL - SWIVEL BEARING  
RETAINER  
OEM: 313353



### No. 27780

SWIVEL BEARING  
RETAINER - V6 & V8  
OEM: 982439



### No. 34720

GASKET - V6 & V8  
OEM: 910236



### No. 33730

GASKET - 4 CYL  
OEM: 910338



### No. 86060

OIL SEAL (2)  
OEM: 321467



### No. 22730

BEARING  
HOUSING  
& SEAL  
OEM: 982422



### No. 81380

O-RING  
OEM: 314728



### No. 23590

SHIM 0.003"  
OEM: 323362

### No. 23580

SHIM 0.004"  
OEM: 323361



### No. 23510

SHIM 0.005"  
OEM: 314745

### No. 21645

THRUST WASHER  
OEM: 327656



### No. 16330

THRUST BEARING  
OEM: 387656



### No. 22362

SCREW  
OEM: 317624



### No. 22413

DRIVE SHAFT - V6 & V8  
OEM: 982424



### No. 21610

PINION BEARING - V6 & V8  
OEM: 387817

### No. 22860

PINION BEARING - 4 CYL  
OEM: 379504



### No. 11190

NUT  
OEM: 314730





# Stringer

## PROP SHAFT PARTS - 4-CYL W/MECHANICAL SHIFT (1978-1985)

### No. 86030

OIL SEAL - PROP SHAFT (2)  
OEM: 330137



### No. 22860

BEARING - PROP SHAFT  
OEM: 379504



### No. 22416

PROP SHAFT  
OEM: 436888



### No. 22870

REVERSE GEAR - BEARING CARRIER  
OEM: 382407



### No. 21642

THRUST WASHER - REVERSE GEAR  
OEM: 314731



### No. 16300

THRUST BEARING - REVERSE GEAR  
OEM: 382408



### No. 82370

O-RING - CARRIER  
OEM: 313446



## PROP SHAFT PARTS - V6 & V8 W/MECHANICAL SHIFT (1978-1985)


### No. 85130

OIL SEAL - PROP SHAFT (2)  
OEM: 320862



### No. 11410

BEARING - PROP SHAFT  
OEM: 387247



### No. 22414

PROP SHAFT  
OEM: 395209



### No. 22870

REVERSE GEAR - BEARING CARRIER  
OEM: 382407



### No. 21642

THRUST WASHER - REVERSE GEAR  
OEM: 314731



### No. 16300

THRUST BEARING - REVERSE GEAR  
OEM: 382408



### No. 82400

O-RING - CARRIER  
OEM: 305123



# Stringer

## LOWER GEAR HOUSING - 4-CYL. W/MECHANICAL SHIFT (1978-1985)

**No. 11052**  
SPRING  
OEM: 324369



**No. 21135**  
CROSS PIN  
OEM: 313448



**No. 22633**  
CLUTCH DOG  
OEM: 910578



**No. 16310**  
THRUST BEARING -  
FORWARD GEAR  
OEM: 385043



**No. 21644**  
THRUST WASHER -  
FORWARD GEAR  
OEM: 324766



**No. 21135**  
PIN  
OEM: 313448



**No. 27741**  
LEVER  
OEM: 324037



**No. 27721**  
DETENT  
OEM: 910310



**No. 27710**  
SHAFT  
OEM: 322941



**No. 27730**  
CRADLE  
OEM: 982422



**No. 28483**  
SHAFT & BEARING HSG KIT  
OEM: N/A



**No. 22870**  
BEARING  
OEM: 382407



**No. 27702**  
HOUSING &  
BEARING ASSY  
OEM: 391365



# Stringer

## LOWER GEAR HOUSING - V6 & V8 W/MECHANICAL SHIFT (1978-1985)

**No. 11052**  
SPRING  
OEM: 324369



**No. 21135**  
CROSS PIN  
OEM: 313448



**No. 22625**  
CLUTCH DOG  
OEM: 337774



**No. 16340**  
THRUST BEARING -  
FORWARD GEAR  
OEM: 389042



**No. 21646**  
THRUST WASHER -  
FORWARD GEAR  
OEM: 327669



**No. 21137**  
PIN  
OEM: 328825



**No. 27740**  
LEVER  
OEM: 322938



**No. 27721**  
DETENT  
OEM: 910310



**No. 27710**  
SHAFT  
OEM: 322941



**No. 27730**  
CRADLE  
OEM: 982422



**No. 28480**  
SHAFT & BEARING HSG KIT  
OEM: N/A



**No. 22910**  
BEARING  
OEM: 389039



**No. 27700**  
HOUSING &  
BEARING ASSY  
OEM: 389455



# Stringer

## SHIFT PARTS

**No. 34690**

GASKET  
OEM: 909604



Shift Housing Cover

**No. 33960**

GASKET  
OEM: 911878



Shift Housing

**No. 27870**

RACK  
OEM: 910311



**No. 27880**

PIN  
OEM: 910539



**No. 22145**

COTTER PIN  
OEM: 306376



**No. 27890**

SHIFT ROD - V6 & V8  
OEM: 910309



## MISCELLANEOUS

**No. 23112**

TRIM TAB V6 & V8  
OEM: 912392



**No. 21731**

SCREW SET  
OEM: 318544



**No. 22368**

SCREW  
OEM: 313715



**No. 31171**

GASKET  
OEM: 311598



# Stringer

## ELECTRIC SHIFT LOWER

### No. 22310

PINION NUT  
OEM: 907866



### No. 86040

OIL SEAL - SWIVEL BEARING RETAINER  
OEM: 310649



### No. 86050

OIL SEAL - SWIVEL BEARING RETAINER (2)  
OEM: 313353



### No. 27782

SWIVEL BEARING RETAINER  
OEM: 980014



### No. 33010

GASKET  
OEM: 313368



### Water Tube Grommets

#### No. 86320

OEM: 310597



4-Cyl.  
Lower Grommet

#### No. 86330

OEM: 908594



All  
Upper Grommet

#### No. 86340

OEM: 909019




6 & 8-Cyl.  
Lower Grommet

### Prop Shaft Oil Seals

#### No. 85110

OIL SEAL - PROP SHAFT (2)  
OEM: 310599







# Section 8

---

## OMC Stringer Intermediate Housing Parts 1985 & Older

<i>Intermediate Housing - Breakdown</i> .....	88-89
<i>Intermediate Housing - Seal Kit</i> .....	90
<i>Tilt Housing - Seal Kit</i> .....	90
<i>Drive Installation Kits</i> .....	90
<i>Tilt Shaft</i> .....	91
<i>Ball Gears, Bearings, Seals</i> .....	91
<i>Transom Boot/Seal</i> .....	92

# Stringer

## INTERMEDIATE HOUSING

**Intermediate Gearcase Seal Kit - (1973-77)**

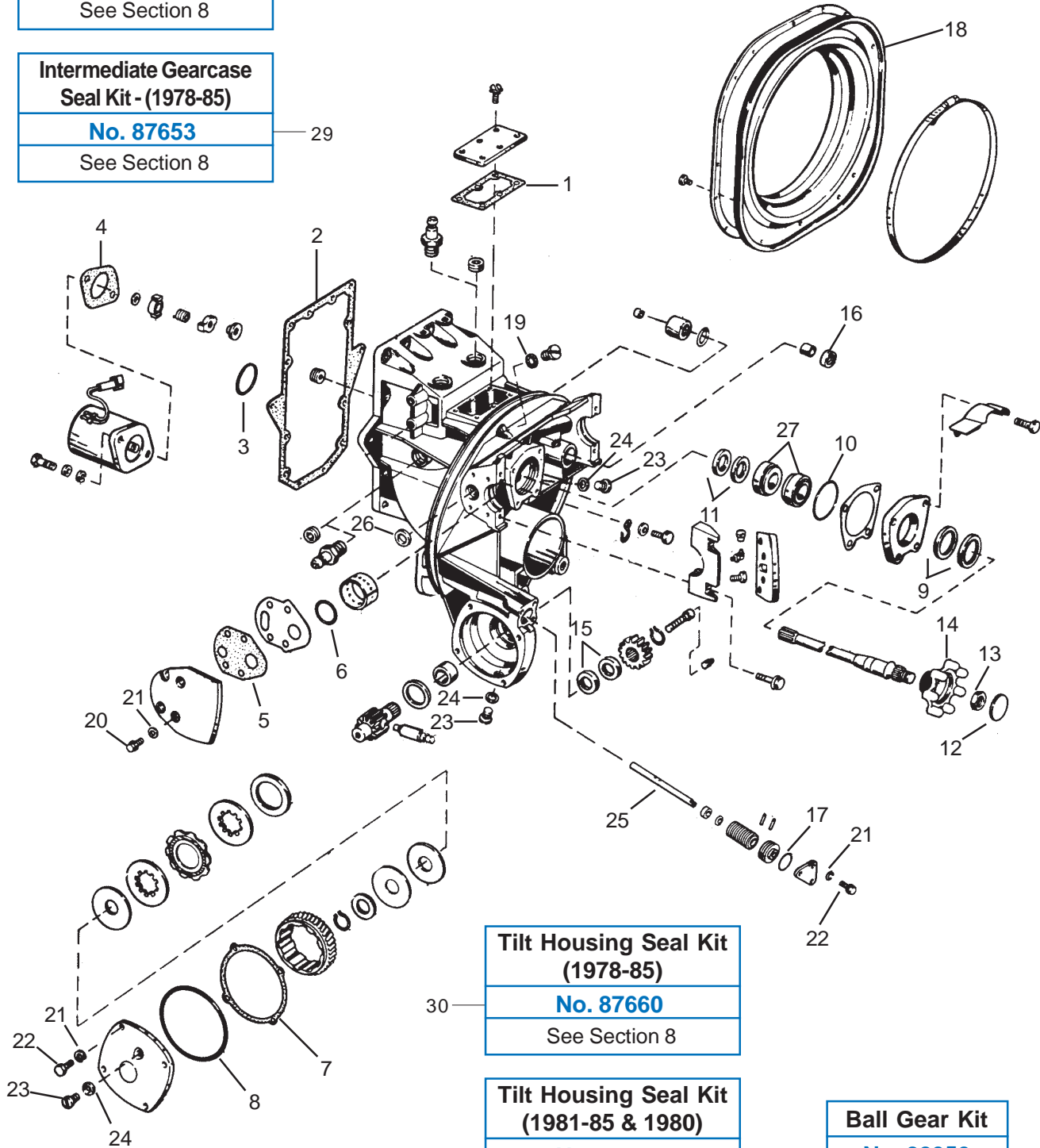
**No. 87652**

See Section 8

**Intermediate Gearcase Seal Kit - (1978-85)**

**No. 87653**

See Section 8



**Tilt Housing Seal Kit (1978-85)**

**No. 87660**

See Section 8

**Tilt Housing Seal Kit (1981-85 & 1980)**

**No. 87670**

See Section 8

**Ball Gear Kit**

**No. 22050**

See Section 8



# Stringer

## INTERMEDIATE GEAR HOUSING SEAL KITS

### No. 87652

OEM: 981801



For All Models (1973-1977)

### No. 87653

OEM: 982948



For All Models (1978-1985)

## TILT HOUSING SEAL KITS

### No. 87660

OEM: N/A

STRINGER MOUNT  
Before 1980

Kit contains:

GLM	OEM	Item	Qty.
82140	302540	O-Ring	1
33060	308799	Gasket	1
31171	311598	Washer	2
81550	908194	O-Ring	1
86070	911019	Seal	1



### No. 87670

OEM: N/A

STRINGER MOUNT  
1981-1985 & 1980  
K & U Suffix Model

Kit contains:

GLM	OEM	Item	Qty.
82140	302540	O-Ring	1
81550	908194	O-Ring	1
33060	308799	Gasket	1
31171	311598	Gasket	2
86060	321467	Seal	2



## DRIVE INSTALLATION KITS

### No. 34820

OEM: N/A

STRINGER MOUNT  
Electric Shift  
Stringer  
(1971-1977)

Kit contains:

GLM	OEM	Item	Qty.
33480	316499	Gasket	2
81270	308626	O-Ring	2
34750	313244	Gasket	2




### No. 34810

OEM: N/A

STRINGER MOUNT  
Mechanical Shift  
Stringer  
(1978-1985)

Kit contains:

GLM	OEM	Item	Qty.
33470	909529	Gasket	2
81270	308626	O-Ring	2
34750	313244	Gasket	2



# Stringer

## INTERMEDIATE HOUSING

### No. 34230

GASKET - TILT MOTOR  
OEM: 311508

(1967-1976)



### No. 22040

TILT WORM SHAFT  
OEM: 980183



### No. 82140

O-RING - TILT SHAFT COVER  
OEM: 302540



### No. 33950

GASKET - TILT MOTOR  
OEM: 909902

(1980-1985)



### No. 21492

LOCKWASHER  
OEM: 302290



### No. 22327

SCREW - TILT SHAFT COVER  
OEM: 909386



### No. 33060

GASKET - TILT  
CLUTCH COVER  
OEM: 308799



### No. 81550

O-RING - TILT  
CLUTCH COVER  
OEM: 908194



### No. 86070

OIL SEAL - TILT  
CLUTCH SHAFT  
OEM: 911019

(1971-  
1979)



### No. 86060

OIL SEAL - TILT  
CLUTCH SHAFT (2)  
OEM: 321467

(1980-  
1985)



## INTERMEDIATE HOUSING - DRIVE SHAFT ASSEMBLY

### No. 85010

OIL SEAL -  
SHAFT INNER  
OEM: 313992




### No. 21512

BEARING - SHAFT  
OEM: 3854250



### No. 86010

OIL SEAL -  
SHAFT OUTER  
OEM: 981195



### No. 22010

BALL GEAR -  
INTERMEDIATE HSG.  
OEM: 908063



### No. 22030

BALL GEAR  
COVER  
OEM: 908062



### No. 81440

O-RING - BEARING RETAINER  
OEM: 908383



### No. 22330

BALL GEAR NUT  
OEM: 908064



### No. 22050

BALL GEAR KIT  
OEM: N/A

#### Kit contains:

GLM	OEM	ITEM
82350	308621	O-ring
22030	908062	Cover (2)
22010	908063	Ball Gear
22330	908064	Nut (2)
22020	908069	Ball Gear
81440	908383	O-ring
86010	981195	Seal (2)
86080	981196	Seal (2)





# Stringer

## INTERMEDIATE HOUSING PARTS

### No. 33470

GASKET -  
SIDE COVER  
OEM: 909529

(1978-1985)



### No. 33480

GASKET -  
SIDE COVER  
OEM: 316499

(1971-1977)



### No. 34750

CORK SEAL -  
SIDE COVER  
OEM: 313244



### No. 81270

O-RING -  
SIDE COVER  
OEM: 308626



### No. 21492

SIDE COVER SCREW  
LOCKWASHER  
OEM: 302290



### No. 22325

SCREW -  
SIDE COVER  
OEM: 909533

### No. 34760

OIL RESERVOIR GASKET  
OEM: 313246



### No. 33900

ENGINE BELL HOUSING GASKET  
OEM: 909515



### No. 86590

STEERING SHAFT SEAL  
OEM: 908855



### No. 21731

SCREW SET - FILL PLUG  
OEM: 318544



### No. 31171

GASKET  
OEM: 311598



### No. 33050

RUBBER GASKET - LARGE DRAIN PLUG  
OEM: 315189



### No. 82260

O-RING - INTERMEDIATE HOUSING  
BELL HOUSING  
OEM: 315189



## TRANSOM SEALS

### No. 86700

OEM: 313080

Electric Shift  
Stringer  
(1967-1977)



Has 16 Screw Holes

### No. 86710

OEM: 909527

Mechanical Shift  
Stringer  
(1978-1986)



Has 22 Screw Holes



# Section 9

---

## **OMC Cobra & Stringer Prop Hardware, Anodes, Tools**

<i>Prop Hardware (Cobra SX, Cobra &amp; Stringer)</i> .....	94-95
<i>Anodes</i> .....	96
<i>Prop Wrenches</i> .....	97
<i>Marine Service Tools</i> .....	97-98

# Cobra & Stringer

## PROP HARDWARE - 4-CYL (1978-1989) & 2.3L (1990)

**No. 22120**  
COTTER PIN  
OEM: 314502



**No. 22150**  
PROP NUT  
OEM: 314503



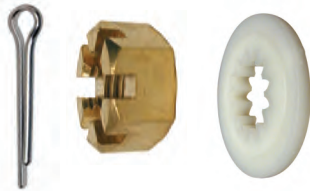
**No. 22250**  
13 SPLINE WASHER  
OEM: 315810




**No. 22230**  
THRUST WASHER  
OEM: 127084



**No. 22340**  
KIT WITHOUT THRUST WASHER  
OEM: 175267



**No. 22235**  
KIT WITH THRUST WASHER  
OEM: 5005034



## PROP HARDWARE - 4-CYL 3.0L (1990) & V6 / V8 (1978-1990)

**No. 22142**  
COTTER PIN  
OEM: 3852056



**No. 22185**  
PROP NUT, KEEPER & PIN  
OEM: 398042



Comes with pin No. 22142

**No. 22190**  
15 SPLINE WASHER  
OEM: 320570



**No. 22220**  
THRUST WASHER  
OEM: 333592



**No. 22185**  
PROP NUT, KEEPER & PIN  
OEM: 398042



**No. 22200**  
KIT WITHOUT THRUST WASHER  
OEM: 175266



**No. 22225**  
KIT WITH THRUST WASHER  
OEM: 434153



# Cobra & Stringer

## PROP HARDWARE - ALL (1991-1993)

### No. 22142

COTTER PIN  
OEM: 3852056



### No. 22185

PROP NUT, KEEPER & PIN  
OEM: 398042

Comes with pin No. 22142




### No. 22190

15 SPLINE WASHER  
OEM: 320570



### No. 22221

THRUST WASHER  
OEM: 3852020




### No. 22185

PROP NUT, KEEPER & PIN  
OEM: 398042




### No. 22200

KIT WITHOUT THRUST WASHER  
OEM: 175266



### No. 22186

PROP WASHER KIT  
OEM: N/A  
(No. 22200 + 22221)



## PROP HARDWARE - ALL (1994-1998)

### No. 22142

COTTER PIN  
OEM: 3852056



### No. 22185

PROP NUT, KEEPER & PIN  
OEM: 398042

Comes with pin No. 22142



### No. 22252

19 SPLINE WASHER  
OEM: 3852350



### No. 22221

THRUST WASHER  
OEM: 3852020




### No. 22185

PROP NUT, KEEPER & PIN  
OEM: 398042




### No. 22188

KIT WITHOUT THRUST WASHER  
OEM: N/A  
(No. 22252 + 22185)



### No. 22189

PROP WASHER KIT  
OEM: N/A  
(No. 22188 + 22221)



# Cobra & Stringer

## ANODES

### No. 12892

GEARCASE ANODE KIT  
OEM:N/A



Stringer (1978-1985)

### No. 12893

GEARCASE ANODE KIT  
OEM: N/A



Cobra (1986-1993)

### No. 12773

LOWER GEAR HOUSING  
ANODE  
OEM: 983494



Stringer (1984 & 1985)  
Cobra (1986)

### No. 12776

LOWER GEAR HOUSING  
ANODE  
OEM: 436745



Stringer (1982-1985)  
Cobra, except 460 (1986-1993)

### No. 12737

PROP SHAFT CARRIER  
ANODE  
OEM: 431708



Cobra (1986-1993)

### No. 12774

LOWER GEAR HOUSING  
ANODE  
OEM: 3853818



Cobra (1987-1994)

### No. 12683

LOWER GEAR HOUSING  
ANODE  
OEM: 397768



460 Cobra (1987-1989)

### No. 12772

TRANSOM ASSEMBLY  
ANODE  
OEM: 982438



Stringer (1975-1985)

### No. 12775

TRANSOM ASSEMBLY  
ANODE  
OEM: 984547



Cobra (1986-1989)

### No. 12698

TRANSOM ASSEMBLY  
ANODE  
OEM: 3853930



Cobra (1990-1993)

### No. 12699

TRANSOM ASSEMBLY  
ANODE  
OEM: 3854130



Cobra (1994-1998)

### No. 12682

UPPER GEAR HOUSING  
ANODE  
OEM: 3854061



King Cobra (1990-1995)

### No. 12681

PROP SHAFT CARRIER  
ANODE  
OEM: 3852970



Cobra (1994-1998)  
King Cobra (1990-1995)

# Cobra & Stringer

## PROP WRENCHES

### No. 90061

PROP WRENCH  
OEM: 91-859046M4

1-1/16"

Color Coded:  
**Blue**



With Built-In  
Tab Bender



### No. 90062

PROP WRENCH  
OEM: 91-859046M3

15/16"

Color Coded:  
**Red**



### No. 90063

PROP WRENCH  
OEM: 91-859046M2

13/16"

Color Coded:  
**Yellow**



### No. 90064

PROP WRENCH  
OEM: 91-859046M1

9/16"

Color Coded:  
**Purple**



## MARINE SERVICE TOOLS

### No. 90150

UNIVERSAL PULLER PLATE  
OEM: 91-37241



Pulls gears & bearings.

### No. 90095

PROP & BEARING CARRIER PULLER  
OEM: N/A



TOES IN  
For prop & old  
style bearing  
carrier.



TOES OUT  
For new style  
bearing carrier.



Capacity:  
5 Tons (min)

For All Style Bearing Carrier and Most Prop.



# Cobra & Stringer

## MARINE SERVICE TOOLS

### No. 90520

SHIFT CABLE ADJUSTMENT TOOL KIT  
OEM: 914017 + 915271



Kit contains:

GLM	OEM	Item	Qty.
90500	914017	Bellcrank Alignment Plate	1
90510	915271	Shift Cable Tool	1



### No. 90500

BELLCRANK ALIGNMENT PLATE  
OEM: 914017



### No. 90530

HEIGHT GAUGE FOR SHIFT ROD  
OEM: 912277



OMC Cobra

### No. 90510

SHIFT CABLE TOOL  
OEM: 915271



### No. 90340

PINION NUT ADAPTOR KIT  
OEM: N/A

GLM design to hold 5/8" pinion nut when removing pinion gear and drive shaft on OMC sterndrive and O/B comes with No. 90350



### No. 90460

SPANNER WRENCH  
OEM: 912272



### No. 90350

DRIVE SHAFT ADAPTER  
OEM: 314438



### No. 90330

DRIVESHAFT SHIMING TOOL  
OEM: N/A

GLM design one piece vertical shimming tool for most OMC sterndrive and V6 outboard



### No. 90050

ENGINE ALIGNMENT TOOL  
OEM: 912273



Aligns engine and drive unit during installation

### No. 90480

DRIVE SHAFT ADAPTER  
OEM: 311875



Tightens & loosens pinion nut on OMC Stringer



# Section 10

---

## OMC & Volvo Penta Cooling System

<i>Sea Water Pumps - Cobra SX (1994 &amp; Up)</i> .....	100
<i>Sea Water Pumps - Cobra (1986-1993)</i> .....	100
<i>Sea Water Pumps - Stringer (1985 &amp; Below)</i> .....	101
<i>Sea Water Pumps - AQ</i> .....	102
<i>Sea Water Pump Drives</i> .....	102
<i>Recirculating Water Pumps</i> .....	103
<i>Recirculating Water Pump Gaskets</i> .....	103
<i>Thermostats &amp; Thermostat Kits</i> .....	104-105
<i>Thermostat Gaskets &amp; Housings</i> .....	106

# OMC & Volvo Penta

## SEA WATER PUMP - COBRA SX (1994 & Up)


### No. 89540

OEM: 875811  
3862281,  
3862567



### No. 89310

OEM: 21213664



### No. 89610

OEM: 835512, 3854286



## SEA WATER PUMP - COBRA (1986-1993)

### No. 12092

COMPLETE WATER PUMP KIT  
OEM: N/A



### No. 12091

WATER PUMP SERVICE KIT  
OEM: 984461



## Sea Water Pump Kit Components

### No. 22385

SCREW  
OEM: 912238



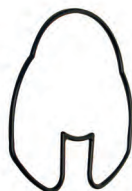
### No. 12405

PUMP HOUSING  
OEM: 984744



### No. 86630

SEAL  
OEM: 911704



### No. 12391

WATER PUMP  
LINER  
OEM: 911844



### No. 89950

IMPELLER  
OEM: 777128



### No. 12760

WEAR PLATE  
OEM: 911703



### No. 34770

GASKET  
OEM: 911702



### No. 47010

VENT HOSE WATER PUMP ADAPTER  
OEM: 912614

### No. 27900

WATER PUMP ADAPTER  
OEM: 911699



### No. 86610

OIL SEAL  
OEM: 916058



### No. 81280

O-RING  
OEM: 909316



### No. 82430

O-RING  
OEM: 911700



### No. 34771

GASKET  
OEM: 911698



# OMC & Volvo Penta

## SEA WATER PUMP - STRINGER (1985 & Below)

### No. 12190

COMPLETE WATER  
PUMPKIT  
OEM: 983218




#### Kit Contains:

GLM	OEM	ITEM
82100	310584	O-Ring
81160	310585	O-Ring
12590	313178	Pump Plate
80220	314491	O-Ring
89760	379475	Impeller
86100	907774	Seal
82520	910238	O-Ring
12390	983298	Pump Housing

100-260 Sterndrives  
(1962-1985)

### No. 12191

IMPELLER REPAIR KIT  
OEM: N/A



#### Kit Contains:

GLM	OEM	ITEM
82100	310584	O-Ring
81160	310585	O-Ring
12590	313178	Pump Plate
80220	314491	O-Ring
89760	379475	Impeller
86100	907774	Seal
82520	910238	O-Ring

100-260 Sterndrives  
(1962-1985)

### Sea Water Pump Kit Components


#### No. 86100

DRIVE SHAFT SEAL  
OEM: 907774



#### No. 12390

WATER PUMP HOUSING  
OEM: 983298



#### No. 82520

WATER PUMP O-RING  
OEM: 308928



#### No. 89760

IMPELLER  
OEM: 777130



#### No. 12590

WATER PUMP PLATE  
OEM: 313176



#### No. 22410

OEM: 909753  
Low Profile Shaft  
(1973-1985)



#### No. 22411

OEM: 908087  
High Profile Shaft  
(1973-1977)



#### No. 89595

KEY  
OEM: 308928



#### No. 80220

O-RING  
OEM: 314491




# OMC & Volvo Penta

## SEA WATER PUMP - VOLVO AQ

### Gasoline Engines

**No. 15120**

OEM: 857451



Volvo AQ



**No. 89623**

OEM: 21951348



Volvo AQ (For No. 15120)



**No. 89310**

OEM: 21213664



**No. 89520**

OEM: 875808

Jabsco  
673-0001  
Johnson  
09-1026B



**No. 89530**

OEM: 875575

Jabsco  
4568-0001  
Johnson  
09-801B



**No. 89540**

OEM: 875811,  
3862281,3862567  
Jabsco 1210-0001  
Johnson 09-1027B



**No. 89620**

OEM: N/A  
Includes:  
No. 89610



**No. 89610**

OEM: 835512, 3854286



**No. 89621**

OEM: N/A  
Includes:  
No. 89611



**No. 89611**

OEM: 835874



### Diesel Engines

**No. 89510**

OEM: 875807  
Jabsco 863-0001  
Johnson 09-806B



**No. 89513**

OEM: 875583



**No. 89550**

OEM: 875593  
Jabsco 920-0001  
Johnson 09-1028B



**No. 89560**

OEM: 875660  
Jabsco 836-0001  
Johnson 09-1029B



### Sea Water Pump Drives

**No. 12850**

OEM: 831009, 806256



AQ120, 120B, 125, 130, 131, 140A, 145,  
151, 165, 170, 171, 230A, 250A, 251A  
MD3B, 17C, D; MD 21A, MD 21B

**No. 12851**

OEM: 829433



MD 30A, MD 40A

**No. 12852**

OEM: 858467



MD 31, MD 41





# OMC & Volvo Penta

## RECIRCULATING WATER PUMPS

### New GLM Water Pump Features:

- Machined brass impeller, bi-directional and balanced
- Stainless steel seal cup and spring
- Stainless banded ceramic seal seat
- Stainless steel backing plate
- Epoxy painted pump housing

#### No. 15100

OEM: 986779, 3854017

Chevrolet L4 & L-6 Cyl.  
Inline Marine Engines

153 CID-2.5L  
181 CID-3.0L  
250 CID-4.0L



#### No. 15201

OEM: 3853850

**NEW STYLE**

Chevrolet V6 & V8  
Small Block Marine Engine

229 CID-3.8L  
262 CID-4.3L  
305 CID-5.0L  
350 CID-5.7L



Fits Both Metal & Composite  
Timing Chain Cover

#### No. 15301

OEM: 3855991

**NEW STYLE**

Chevrolet V8  
Big Block Marine Engine

454 CID-7.4L  
502 CID-8.2L

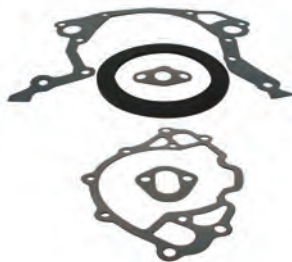


Fits Both Tin & Aluminum  
Timing Chain Cover

## RECIRCULATING WATER PUMP GASKETS

#### No. 39750

OEM: N/A



Ford 302 & 351

#### No. 31900

OEM: N/A



Ford 302-351

#### No. 31350

OEM: N/A



L4 & L6 Cyl. Inline Chevy  
(For No. 15100)

#### No. 32690

OEM: N/A



454-502 Chevy  
(For No. 15301)

#### No. 30231

OEM: N/A



V6, 305-350 Chevy  
(For No. 15201)

#### No. 31380

OEM: N/A



V6, 305-350 Chevy  
(For No. 15201)

#### No. 31770

OEM: N/A



454-502 Chevy  
(For No. 15301)

# OMC & Volvo Penta

## THERMOSTATS & KITS

### No. 13020

THERMOSTAT  
OEM: 3853983

140°



See Quick Reference Guide  
for Specific Models

### No. 13028

THERMOSTATKIT  
OEM: N/A

140°



#### Kit Contains:

13020 Thermostat  
31560 Gasket  
82200 O-Ring



7.4 - 8.1

### No. 13030

OEM: 876305

140°



(1993 & Before)

### No. 13381

OEM: 876305, 875794

140°

#### Kit Contains:

13030 Thermostat  
35060 Gasket  
35160 Gasket  
35170 Gasket  
82200 O-ring



(1993 & Before)

### No. 13022

THERMOSTAT  
OEM: 3587597

150°



See Quick Reference Guide  
for Specific Models

### No. 13025

THERMOSTATKIT  
OEM: N/A

150°



#### Kit Contains:

13022 Thermostat  
31560 Gasket  
82200 O-Ring













4.3, 5.0 & 5.7



# OMC & Volvo Penta

## THERMOSTATS & KITS

<p><b>No. 13070</b> 160° THERMOSTAT OEM: 3853799</p>  <p>All OMC and Volvo 4-Cyl. Chevy (1980 &amp; Up)</p>	<p><b>No. 13440</b> 160° THERMOSTATKIT OEM: N/A</p> <p>KITCONTAINS: 13070 Thermostat 33440 Gasket 34260 Gasket</p>  <p>All OMC and Volvo 4-Cyl. Chevy (1980 &amp; Up)</p>	<p><b>No. 13441</b> 160° THERMOSTATKIT OEM: N/A</p> <p><b>NEW</b></p> <p>KITCONTAINS: 13070 Thermostat 82180 O-ring</p> 
<p><b>No. 13060</b> 160° THERMOSTAT OEM: 383307</p>  <p>All OMC (Up to 1993) (except the 1980 and newer 4-Cyl. Chevy)</p>	<p><b>No. 13430</b> 160° THERMOSTATKIT OEM: N/A</p> <p>KITCONTAINS: 13060 Thermostat 33440 Gasket 34260 Gasket 35060 Gasket 82200 O-Ring</p>  <p>All OMC (Up to 1993) (except the 1980 and newer 4-cyl. Chevy)</p>	
<p><b>No. 13060</b> 160° THERMOSTAT OEM: 383307, 3856961</p>  <p>All OMC and Volvo (1994 &amp; Up) (except the 4-Cyl. Chevy)</p>	<p><b>No. 13065</b> 160° THERMOSTATKIT OEM: N/A</p> <p><b>NEW</b></p> <p>KITCONTAINS: 13060 Thermostat 82200 O-Ring 82290 O-Ring</p> 	<p><b>No. 13431</b> 160° THERMOSTATKIT OEM: N/A</p> <p>KITCONTAINS: 13060 Thermostat 31560 Gasket 82200 O-Ring</p>  <p>All OMC and Volvo (1994 &amp; Up) (except the 4-cyl. Chevy)</p>
<p><b>No. 13041</b> 160° THERMOSTAT OEM: 3831426</p> <p><b>NEW</b></p> 	<p><b>No. 13045</b> 160° THERMOSTATKIT OEM: N/A</p> <p>KITCONTAINS: 13041 Thermostat 31560 Gasket</p> <p><b>NEW</b></p> 	

# OMC & Volvo Penta

## THERMOSTAT GASKETS & HOUSING

**No. 33440**

OEM: 314809,  
3852127



**No. 34260**

OEM: 313416,  
3852120



**No. 33840**

OEM: 310913



**No. 35160**

OEM: 835581



**No. 35170**

OEM: 856004



For L4 & L6 Inline Chevy

**No. 30500**

THERMOSTAT  
HOUSING  
TO INTAKE  
MANIFOLD  
GASKET



For Ford 302/351

**No. 35070**

THERMOSTAT  
HOUSING  
TO INTAKE  
MANIFOLD GASKET  
OEM: 835645

**No. 35060**

THERMOSTAT HOUSING TO  
INTAKE MANIFOLD GASKET  
OEM: 835417, 312797, 3701777GM



**No. 31560**

THERMOSTAT HOUSING  
TO INTAKE MANIFOLD GASKET  
OEM: 3852111



with Brass Rivets

**No. 31340**

THERMOSTAT HOUSING  
TO CYLINDER HEAD  
OEM: 311069, 3789161GM



For L4 & L6 Inline Chevy

**No. 82180**

O-RING  
OEM: 3856537

**No. 82200**

O-RING  
OEM: 3852071, 307239



**No. 82240**

O-RING  
OEM: 983944, 302588



### THERMOSTAT HOUSING

### WATER HEATER / CABIN HEATER FITTING KIT

**No. 22600**

OEM: 986292, 987716, 3850360



Fits Chevy V6 & V8 (1979 & Up)

**No. 22601**

OEM: 3856265



Fits: 4.3L, 4.3HO, 5.0L, 5.0L EFI, 5.0HO, 5.7L, 5.7LE, 5.8L, 5.8L EFI, 5.8L KING EFI, Model 350, 351, 351 King EFI, 454, 454HO, 502 OMC King Cobra.

# Section 11

## OMC & Volvo Penta Internal Exhaust Hose, Exhaust Gaskets & Flapper Valves

*Exhaust Manifold Gasket Kits* ..... 108  
*Exhaust Manifold-to-Engine Gaskets* ..... 109  
*Exhaust Manifold-to-Riser Gaskets* ..... 110  
*Exhaust Manifold End Cap Gaskets*..... 110  
*Internal Exhaust Hose* ..... 111  
*Exhaust Flappers for Exhaust Tips*..... 111

**GLM MANIFOLD CATALOG**

Over 370 quality manifold replacement parts available for...

**MerCruiser**  
**OMC**  
**Volvo Penta**  
**Barr/Indmar/Marine Power**

Lost Foam CASTING


Request your copy today!

# OMC & Volvo Penta

## EXHAUST MANIFOLD GASKET KITS

### No. 39910


OEM: N/A



Chevy V8 5.0L/305CI, 5.7L/350CI  
OMC (1977-1998), Volvo (1994 & Up)

### No. 39775

OEM: N/A



Chevy V8 5.0L/305CI, 5.7L/350CI  
Volvo (1993 & Below)

### No. 39773

OEM: N/A



Chevy V6 4.3L/262CI  
OMC (1991-1998), Volvo (1992 & Up)

### No. 39774

OEM: N/A



Chevy V6 4.3L/262CI  
Volvo (1991 & Below)

### No. 39940

OEM: N/A



Chevy V8 7.4L/454CI, 8.2L/502CI  
OMC & Volvo (1990 & Up)

### No. 39800

OEM: N/A



Ford V8 7.5L/460CI  
OMC (1987-1990)

### No. 39920

OEM: N/A



Ford V8 5.0L/302CI, 5.8L/351CI  
OMC (1977-1996), Volvo (1994-1996)

### No. 39776


OEM: N/A



Ford 4-Cyl., 2.3L  
OMC (1987-1990)

### No. 39771


OEM: N/A



Chevy 4-Cyl., 3.0L/181CI  
OMC (1990-1998), Volvo (1993 & Up)

### No. 39780


OEM: N/A



Chevy 4-Cyl., 2.5L/153CI/100HP/120HP  
OMC (1965-1985)

### No. 39770


OEM: N/A  
Includes 33570  
gasket



Chevy 4-Cyl., 2.5L/153CI/120HP, 3.0L/181CI/140HP  
OMC (1985-1990)

### No. 39790

OEM: N/A  
Includes 31570  
gasket















Chevy 4-Cyl., 3.0L/181CI/140HP  
OMC (1973-1984)



# OMC & Volvo Penta

## EXHAUST MANIFOLD GASKETS

<p><b>No. 31100</b> OEM: 856034, 3852468</p>  <p>Chevy 305 5.0L &amp; 350 5.7L</p>	<p><b>No. 31101</b> OEM: BARR STYLE CHV-47-0000</p>  <p>Chevy 305/350</p>	<p><b>No. 32170</b> OEM: 856116, 3853412</p>  <p>Chevy V6 229 3.8L &amp; 262 4.3L</p>
<p><b>No. 33760</b> OEM: 3852472</p>  <p>Chevy V8 454-7.4L</p>	<p><b>No. 33790</b> OEM: 3852455</p>  <p>Ford 302 5.0L &amp; 351 5.8L</p>	<p><b>No. 31710</b> OEM: 912405</p>  <p>Ford 460 7.5L</p>
<p><b>No. 33780</b> OEM: 913393</p>  <p>Ford 140-2.3L</p>	<p><b>No. 31440</b> OEM: 907932</p>  <p>Chevy Inline L6 250CI/165HP</p>	<p><b>No. 31550</b> OEM: 311068</p>  <p>Chevy 4-Cyl. 153CI/2.5L/120HP</p>
<p><b>No. 31570</b> OEM: 908079 Large Port</p>  <p>Chevy 4-Cyl. 181CI/3.0L/140HP</p>	<p><b>No. 33570</b> OEM: 912164 Large Port</p>  <p>Chevy 4-Cyl. 153-2.5L/181-3.0L</p>	<p><b>No. 33580</b> OEM: 3853256 Small Port</p>  <p>Volvo &amp; OMC 3.0 HO (1991 &amp; Up) Chevy 181 3.0L</p>



# OMC & Volvo Penta

## OMC EXHAUST GASKETS

### No. 33810

GASKET - MANIFOLD TO RISER  
OEM: 3850496



V6 & V8  
(1977-1998)

### No. 33820

GASKET - MANIFOLD TO RISER  
OEM: 910113



V6 3.8L

### No. 33030

GASKET - MANIFOLD TO RISER  
OEM: 912477



4-Cyl. 2.3L

### No. 33770

MANIFOLD TO RISER  
OEM: 3850495



### No. 33330

FRONT END CAP  
OEM: 311121



2.5L/153CI/120HP  
3.0L/181CI/140HP

### No. 32580

REAR END CAP  
OEM: 907761

### No. 32980

EXHAUST ELBOW & FRONT END CAP  
OEM: 908935



### No. 33340

FRONT END CAP  
OEM: 311130



### No. 32990

MANIFOLD END CAP  
OEM: 907775



### No. 33920

MANIFOLD END CAP  
OEM: 311552



### No. 33930

MANIFOLD END CAP  
OEM: 907764



## VOLVO EXHAUST GASKETS

### No. 35080

GASKET - MANIFOLD TO RISER  
OEM: 857618



AQ V6/V8  
(1993 & Before)

### No. 33810

GASKET - MANIFOLD TO RISER  
OEM: 909786, 3850496



V6 & V8 SX  
(1994 & Up)

### No. 33770

GASKET - MANIFOLD TO RISER  
OEM: 3850495



Chevy 3.0L/181CI

### No. 37100

GASKET - MANIFOLD TO ENGINE  
OEM: 855967 (4)



4-Cyl. SOHC Engines  
AQ 120, 125, 131, 140,  
145, 151, 230, 250

### No. 35030

GASKET - MANIFOLD END CAP  
OEM: 856036



Inline L6 AQ165, AQ170

### No. 35040

GASKET - REAR EXHAUST OUTLET  
OEM: 831480



# OMC & Volvo Penta

## INTERNAL EXHAUST HOSE

### Upper Exhaust Hoses

#### No. 89220

EXHAUST HOSE - UPPER  
OEM: 912374

3-1/2" x 4-1/2"



5.0/5.8 Ford (1989-1990),  
5.7 (1986 late models)  
5.7 (1987-1988), 7.5 460 (1987)

#### No. 89227

EXHAUST HOSE - UPPER  
OEM: 834751

3-3/4" x 3-3/4"



V6 AQ175, AQ205, AQ430A/B,  
AQ432 & AQ434 (1993 & Before),  
5.0/5.7L 305/350 V8 (1993 & Before)



#### No. 89224

EXHAUST HOSE - UPPER  
OEM: 3852696

4" x 4"



4.3 (1991), 5.0/5.8 Ford (1991),  
5.7LE (1990-1991), 7.5 460 (1988-1989),  
All "Cone Clutch" (1990-1991)

### Lower Exhaust Hoses

#### No. 89222

EXHAUST HOSE - LOWER  
OEM: 3852741

3-1/2" x 3-1/2"



2.5 (1986), 3.0 (1986-1991),  
2.3 (1989-1990), 4.3 (1990-1991),  
5.0/5.8 Ford (1991), 5.7 (1986 early model)

#### No. 89230

EXHAUST HOSE - LOWER  
OEM: 3852742

3-1/2" x 3-1/2"



2.3 (1987-1988), 4.3 (1987-1989),  
5.0/5.8 Ford (1989-1990), 5.7 (1986 late model),  
5.7 (1987-1991), All "Cone Clutch" (1990-1991),  
350/454/454HO/460 King 5.7LE (1990-1991)

## EXHAUST FLAPPER VALVES

#### No. 89240

3 INCH  
OEM: 34765A1  
(with Clamps)



3 Inch

#### No. 89250

4 INCH  
OEM: 12644A1  
(with Clamps)



4 Inch

#### No. 89260

5 & 6 INCH  
OEM: N/A  
(with Clamps)



5 & 6 Inch



# Section 12

---

## OMC & Volvo Penta Fuel Pumps, Filters & Carburetor Parts

<i>Water/Fuel Separator Brackets</i> .....	115
<i>Water/Fuel Separator Filters</i> .....	115
<i>Water/Fuel Separator Kits</i> .....	116
<i>Fuel Filters</i> .....	117
<i>Carburetor Kits (Rochester &amp; Holley)</i> .....	118
<i>Carburetor Kits (Volvo &amp; Carter)</i> .....	119
<i>Brass Floats, Needle &amp; Seat</i> .....	119
<i>Carburetor Kits Application</i> .....	120
<i>Carburetor Mounting Gaskets</i> .....	121
<i>Fuel Pump &amp; Fuel Pump Gaskets</i> .....	121

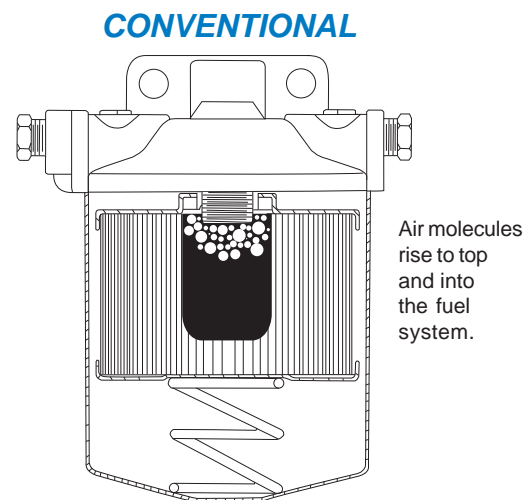
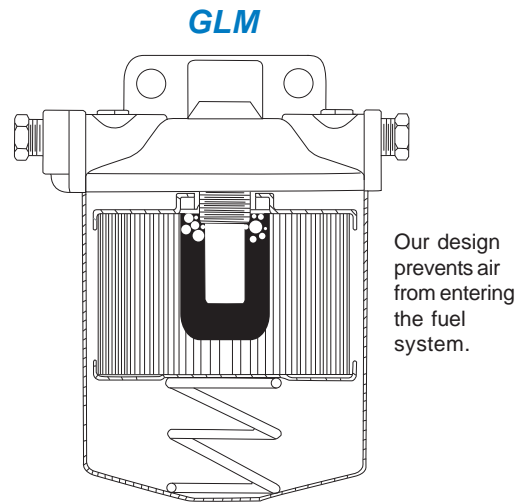
# OMC & Volvo Penta

## ***ELIMINATE FUEL STARVATION WITH GLM'S LOW PICK-UP WATER/FUEL SEPARATOR MOUNTING BRACKET***

Engine compartment temperatures can soar on hot summer days creating high gasoline temperatures. High temps and agitation caused by rough seas can aerate the gasoline in the water/fuel separator filter turning it into foam. A fuel pump can't pull aerated gasoline from the water/fuel separator and deliver it to the carburetor or fuel rail efficiently. The engine will show signs of gasoline starvation (lean) at high speeds, a situation very similar to vapor lock.

Because this aerated gasoline rises to the top of the water/fuel separating filter, GLM has introduced a filter mounting bracket with a fuel pick-up extending deeper into the filter. Through extensive research and testing the GLM engineers have found the optimum location for the fuel pick-up. The deeper location is low enough to be free of aerated gasoline but high enough to be free of the water in the bottom of the separator.

The deeper fuel pick-up is only found on the new GLM water/fuel separator mounting bracket kits. It might solve some of those mysterious fuel delivery problems your engine may be experiencing!



---

**\*For trouble free boating always remember to replace your water/fuel separating filter after every 50 hours of engine operation!**

---



# OMC & Volvo Penta

## HOW TO CHOOSE THE CORRECT WATER/FUEL SEPARATOR

Water/Fuel Separators are categorized by their capacity to filter different sized dirt particles. Rated in Microns, (each micron is one millionth of an inch in diameter) marine filters will normally be available with elements capable of filtering 2 micron particles, 10 micron particles, or 28 micron particles. A marine filter capable of filtering 2 micron particles will clean the fuel more efficiently than a 28 micron filter but will be more restrictive to fuel flow. The 2 micron filter will also become dirty sooner and will need replacement more often.

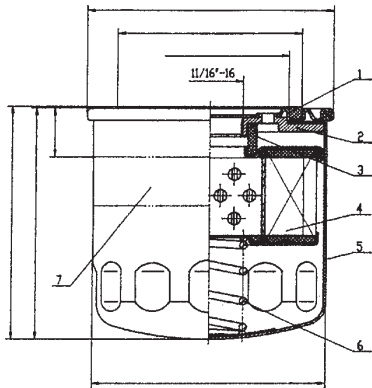
Fuel flow is rated in Gallons Per Hour (GPH). A typical 350/5.7L inboard engine will require 27 GPH at 4,800 rpm, a 454/7.4L inboard engine will require 37 GPH at 4,800 rpm. Selecting a fuel/water separating filter should be based on the amount of fuel the engine requires in GPH at wide open throttle.

A 2 micron fuel filter is generally too restrictive for the average four stroke inboard engine and may separate the

oil from the fuel in two stroke outboard engines. For this reason GLM sells only the 10 and 28 micron fuel filters.




The 28 micron filter is the most common size fuel filter in the marine industry and is the standard replacement filter for all two stroke and four stroke marine engines. The GLM 28 micron filter exceeds all engine manufacturers' specifications for particulate filtering, water separating and fuel flow.

The GLM 10 micron filter will provide exceptional filtering and only moderate fuel pressure loss. When used with sufficient sized fuel lines it will flow enough fuel for inboard engines up to 550 horsepower. It will **not** separate the oil from the gasoline on a two stroke outboard equipped boat. Because a 10 micron filter clogs faster than a 28 micron filter GLM recommends replacing the water/fuel separator filter at regular intervals.



### GLM Fuel Filter Features

- \* 28 or 10 micron filter paper shaped into 70 pleats total 327 sq. in. filtration. The largest filtering capability in the aftermarket. (4)
- \* BWG #11 heavy duty spring (6).
- \* Gasoline resistant rubber seals (1) (3).
- \* Oxidizing treatment inside powder coated outside for corrosion protection (5).
- \* Minimum 196N.m. torque strength between adapt plate and canister (2).
- \* Will not separate 2 cycle oil from gasoline!

SUS316 STAINLESS STEEL BRACKETS		TRANSLUCENT RED STAINLESS STEEL BRACKETS		DIE CAST ALUMINUM BRACKETS	
<b>No. 25010</b> w/ 2 brass plugs 2 extension tubes  1/4" NPTF Ports (2 inputs & 2 outputs)	<b>No. 25030</b> w/ 2 brass plugs 2 extension tubes  3/8" NPTF Ports (2 inputs & 2 outputs)	<b>No. 25011</b> w/ 2 brass plugs 2 extension tubes  1/4" NPTF Ports (2 inputs & 2 outputs)	<b>No. 25031</b> w/ 2 brass plugs 2 extension tubes  3/8" NPTF Ports (2 inputs & 2 outputs)	<b>No. 25000</b> w/ 2 brass plugs 2 extension tubes  1/4" NPTF Ports (2 inputs & 2 outputs)	<b>No. 25020</b> w/ 2 brass plugs 2 extension tubes  3/8" NPTF Ports (2 inputs & 2 outputs)
<b>No. 24942</b> WATER SEPARATOR FUEL FILTER OEM: N/A  10 micron Height 4-7/16"	<b>No. 24940</b> WATER SEPARATOR FUEL FILTER OEM: N/A  28 micron Height 4-7/16"	<b>No. 24941</b> WATER SEPARATOR FUEL FILTER OEM: N/A  28 micron Height 3-3/4"	<b>No. 24930</b> WATER SEPARATOR FUEL FILTER OEM: OMC 502905  28 micron Height 4-7/16"		

# OMC & Volvo Penta

## WATER SEPARATING FUEL FILTER KITS

### With Stainless Steel Bracket

#### No. 24956

(24940+25010)  
OEM: N/A

28 Micron

ø 1/4" NPTF Ports  
Flow: 50 GPH  
with 2 brass plugs & 2 extension tubes



#### No. 24958

(24940+25030)  
OEM: N/A

28 Micron

ø 3/8" NPTF Ports  
Flow: 75 GPH  
with 2 brass plugs & 2 extension tubes



#### No. 24957

(24942+25010)  
OEM: N/A

10 Micron

ø 1/4" NPTF Ports  
Flow: 50 GPH  
with 2 brass plugs & 2 extension tubes



#### No. 24959

(24942+25030)  
OEM: N/A

10 Micron

ø 3/8" NPTF Ports  
Flow: 75 GPH  
with 2 brass plugs & 2 extension tubes



### With NEW! Translucent Red Stainless Steel Bracket

#### No. 24960

(24940+25011)  
OEM: N/A

28 Micron

ø 1/4" NPTF Ports  
Flow: 50 GPH  
with 2 brass plugs & 2 extension tubes



#### No. 24962

(24940+25031)  
OEM: N/A

28 Micron

ø 3/8" NPTF Ports  
Flow: 75 GPH  
with 2 brass plugs & 2 extension tubes



### With Die Cast Aluminum Bracket

#### No. 24950

(24940+25000)  
4-7/16" Filter Height

28 Micron

ø 1/4" NPTF Ports  
Flow: 50 GPH  
with 2 brass plugs & 2 extension tubes



#### No. 24953

(24940+25020)  
OEM: N/A

28 Micron

ø 3/8" NPTF Ports  
Flow: 75 GPH  
with 2 brass plugs & 2 extension tubes



#### No. 24952

(24942+25000)  
OEM: N/A

10 Micron

ø 1/4" NPTF Ports  
Flow: 50 GPH  
with 2 brass plugs & 2 extension tubes



#### No. 24954

(24942+25020)  
OEM: N/A

10 Micron

ø 3/8" NPTF Ports  
Flow: 75 GPH  
with 2 brass plugs & 2 extension tubes



# OMC & Volvo Penta

## FUEL FILTERS & KITS

### No. 24841

CARB FUEL FILTER  
WITH GASKETS  
OEM: 908034



### No. 24980

CARB FUEL FILTER  
OEM: 983870



### No. 24970

CARB FUEL FILTER  
OEM: 984491



### No. 24850

FUEL PUMP FILTER KIT  
OEM: 509263



### No. 24900

WATER/FUEL SEPARATOR  
CANNISTER STYLE KIT  
OEM: 981920



### No. 24901

WATER/FUEL SEPARATOR  
CANNISTER ONLY  
OEM: 981911



### No. 24910

WATER/FUEL SEPARATOR  
CANNISTER STYLE  
OEM: 982230



## OMC CARBURETOR FUEL FILTER APPLICATION GUIDE

Models / Description	Years	GLM No.
2.3L	1987	<b>24970</b>
2.3L, 4-Cyl. Ford, Holley 2-barrel	1987-1991	<b>24970</b>
120 HP, 140 HP	1973-1981	<b>24841</b>
2.5L, 153 C.I., 120 HP Rochester 2-barrel	1972-1986	<b>24840</b>
2.5L	1982-1956	<b>N.L.A.</b>
3.0L, 181 C.I., 140 HP Rochester 2-barrel	1973-1990	<b>24840</b>
3.0L, 181 C.I., 4-Cyl. Chevy, Holley 2-barrel	1991-1998	<b>24970</b>
165 HP, Inline 6-Cyl., Rochester 2-barrel	1972-1976	<b>24840</b>
3.8L, 229 C.I., V6 Rochester 2-barrel	1982-1985	<b>24970</b>
3.8L, 229 C.I., V6 Rochester 4-barrel	1982-1983	<b>24980</b>
4.3L, 262 C.I., V6 Rochester 2-barrel	1985	<b>24970</b>
4.3L, 262 C.I., V6 Rochester 4-barrel	1985-1989	<b>24980</b>
5.0L, 307 C.I., V8 Rochester 2-barrel	1975-1976	<b>24970</b>
5.0L, 307 C.I., V8 Rochester 4-barrel	1975-1976	<b>24980</b>
5.0L, 305 C.I., V8 Rochester 2-barrel	1978-1985	<b>24970</b>
5.7L, 350 C.I., V8 Rochester 4-barrel	1978-1989	<b>24980</b>
V8 Chevy with Holley 4-barrel	1990-1998	<b>24970</b>
V8 Ford with Holley 4-barrel	1990-1996	<b>24970</b>



# OMC & Volvo Penta

## CARBURETOR KITS

### Rochester Carburetors

**No. 76111**

OEM: 380186



Rochester 1 Barrel

**No. 76120**

OEM: OMC 984487,  
VOLVO 841994



Rochester 2 Barrel

**No. 76068**


OEM: 982384



Rochester 2 Barrel

**No. 76150**

OEM: OMC 983864,  
VOLVO 834985



Rochester 4 Barrel (1977-1989)

### Holley Carburetors

**No. 76081**

OEM: 982538



Holley 2 Barrel

**No. 76088**

OEM: 985052



Holley 4 Barrel, 302 / 351 / 460, (1978-1998)

**No. 76096**

OEM: 982539



Holley 4 Barrel, 351 Ford (1975-1977)

**No. 76104**

OEM: N/A



Holley 4 Barrel, 740A / M55A

# OMC & Volvo Penta

## CARBURETOR KITS, BRASS FLOATS, NEEDLE & SEAT

### Volvo Engine 1-Barrel Carburetors

#### No. 76101

OEM: 841836, 841292  
Solex



AQ115AB, 125AB, 130CD, AQ131ABCD, 145AB,  
AQ151ABC, 171AC, BB115BC, 145A

#### No. 76103


OEM: N/A



AQ80

#### No. 76102

OEM: 841293



AQ120B, 140A, BB140A

#### No. 76108

OEM: 875407



AQ120, AQ130A, B, BB115A

### Carter Carburetors

#### No. 76082

OEM: 979719  
Carter 1 Barrel



### Rochester Carburetor Floats

#### No. 77210

OEM: 1397-2610



Rochester 1 Barrel

#### No. 77200

OEM: 841634



Rochester 2 Barrel

### Needle & Seat - All Quadrajets

#### No. 40760

OEM: N/A



All Quadrajets

#### No. 77220

OEM: N/A



Rochester 4 Barrel  
V8 305, 307, 350, 454CID

#### No. 77230

OEM: N/A



Rochester 2 Barrel  
AQ175A, 200DF, 500A
















# OMC & Volvo Penta

## OMC CARBURETOR KIT APPLICATIONS

Model	Years	Mfg. Code	Carb. Model	Carb. Kit	Float	Model	Years	Mfg. Code	Carb. Model	Carb. Kit	Float
80	1968-1969	R2	2GC	76068	77200	260	1979-1989	R4	4MV	76150	77220
90	1970-1971	R2	2GC	76068	77200	290 JET	1974-1975	R4	4MV	76160	77220
100	1972-1973	C1	RBS	76082	-	2.3 L	1987-1989	R2	2GE	76120	77200
110	1964	R1	BC	76111	77210	2.5L	1982-1985	R2	2GC	76075	77200
120	1965-1971 (Dual carb)	C1	RBS	76082	-	2.5L	1986-1990	R2	2GE	76120	77200
						2.5L	1986	R2	2GC	76068	77200
120	1972-1985	R2	2GC	76075	77200	3.0L	1982-1990	R2	2GC	76068	77200
140	1973-1985	R2	2GC	76068	77200	3.8L	1979-1985	R2	2GE	76120	77220
150	1964-1965	R1	BC	76111	77210	4.3L	1986-1989	R2	2GE	76120	77200
155	1967-1972	R2	2GC	76075	-	4.3L	1979-1989	R4	4MV	76150	77220
165	1972-1976	R2	2GC	76068	77200	4.3/262	1989	R2	2GE	76120	77200
170	1974	H2	2300	76081	-	5.0L(GM)	1979-1985	R2	2GE	76120	77200
175	1975-1977	H2	2300	76081	-	5.0L(GM)	1979-1989	R4	4MV	76150	77220
185	1978-1981	R2	2GE	76120	77200	5.0L(Ford)	1989	H2	2300	76081	-
185	1989	H2	2300	76081	-	5.7L	1979-1989	R4	4MV	76150	77220
190	1974-1977	H2	2300	76081	-	5.8L	1989	H4	-	76088	-
200	1966-1968	R2	2GC,V	76075	-	7.5L	1987-1988	H4	-	76088	-
200	1979-1985	R2	2GE	76120	77200	305 C.I.I./B	1977-1979	R2	2GE	76120	77200
200	1989	H2	2300	76081	-	305 C.I.I./B	1977-1978	R4	4MV	76150	77220
210	1968-1972	R4	4MV	76160	77220	305 C.I.I./B	1979-1983	R4	4MV	76150	77220
215	1971	R4	4MV	76160	77220	305 C.I.I./B	1979-1983	R4	4MV	76150	77220
225	1972-1976	R4	4MV	76160	77220	350	1988-1989	R4	4MV	76150	77220
230	1975-1976	R4	4MV	76160	77220	350	1988	R2	2GE	76120	77200
230	1979-1989	R4	4MV	76150	77220	454 C.I.I./B	1977-1978	R4	4MV	76160	77220
235	1975-1977	H4	4160	76096	-	460 C.I.	1987-1988	H4	-	76088	-
235	1989	H4	-	76088	-						
240	1978	H4	-	76088	-						
245	1972-1975	R4	4MV	76160	77220						
250	1970-1974	R4	4MV	76160	77220						
250	1979	H4	-	76088	-						
260	1975-1976	R4	4MV	76160	77220						



# OMC & Volvo Penta

CARBURETOR MOUNTING GASKETS			
<p><b>No. 30361</b> OEM: N/A</p>  <p>Holley 4 Barrel</p>	<p><b>No. 31540</b> OEM: N/A</p>  <p>Rochester 4 Barrel</p>	<p><b>No. 30380</b> OEM: N/A</p>  <p>Rochester 4 Barrel</p>	
<p><b>No. 32970</b> OEM: 311555</p> 	<p><b>No. 30580</b> OEM: N/A</p>  <p>Holley 2 Barrel</p>	<p><b>No. 31660</b> OEM: N/A</p>  <p>Rochester 2 Barrel</p>	
<p><b>No. 32130</b> OEM: N/A</p>  <p>Holley 4 Barrel</p>	<p><b>No. 32140</b> OEM: N/A</p>  <p>Holley 2 Barrel</p>	<p><b>No. 32180</b> OEM: N/A</p>  <p>Rochester 2 Barrel</p>	
<p><b>No. 30381</b> INSULATING GASKET 1/4" THICK OEM: 908765</p>  <p>Rochester 4 Barrel</p>	<p><b>No. 31740</b> INSULATING GASKET 1/4" THICK OEM: 909758</p>  <p>Rochester 2 Barrel</p>	<p><b>No. 34700</b> OEM: 315055</p> 	<p><b>No. 30382</b> OEM: 3853283</p> 
FUEL PUMP		FUEL PUMP GASKETS	
<p><b>No. 77104</b> OEM: 986357</p>  <p>7.4 / 8.2L, 454 / 502 CID, V8 (1990)</p>		<p><b>No. 31360</b> OEM: 3705042</p>  <p>Chevy V8</p>	<p><b>No. 31700</b> OEM: 27-42457</p>  <p>Chevy V6</p>
		<p><b>No.31800</b> OEM: 27-72805</p>  <p>Ford V8</p>	<p><b>No.32750</b> OEM: 27-34898</p>  <p>Chevy 305/350</p>



# Section 13

---

## OMC & Volvo Penta Ignition & Electrical

<i>Ignition - Prestolite &amp; Delco Complete Tune-Up Kits</i> .....	124
<i>Ignition - Prestolite &amp; Delco Tune-Up Kits</i> .....	124
<i>Ignition - Delco, Ford, Prestolite Cap &amp; Rotor Kits</i> .....	124
<i>Ignition Components - Distributor Caps</i> .....	125
<i>Ignition Components - Rotors, Condensers &amp; Points</i> .....	126-127
<i>Volvo 4-Cyl. &amp; L6-Cyl. Ignition Components Application</i> .....	127
<i>Ignition Coils, Pick-Up Coil Sensors &amp; Oil Filled Coils</i> .....	128
<i>Ignition Components Application</i> .....	129-130
<i>Electronic Ignition Distributor Parts Application</i> .....	130
<i>Voltage Regulators, Power Trim Relays &amp; Solenoid</i> .....	131
<i>Voltage Regulators &amp; Solenoid Application</i> .....	131

# OMC & Volvo Penta

## IGNITION - TUNE-UP KITS

Prestolite Complete Tune-Up Kits		Delco Complete Kit	
<p><b>No. 71750</b> (72650 + 71600)</p>  <p>V6, 4.3L, 262 CID</p>	<p><b>No. 71730</b> (72650 + 71560)</p>  <p>V8 (w/ Screw-down Cap)</p>	<p><b>No. 71770</b> (72640 + 71550)</p>  <p>V8 (w/ Clip-on Cap) Strngrs(1974-82),Cobra7.5L(1987)</p>	<p><b>No. 71700</b> (72630 + 71520)</p>  <p>V8, 200 CID (1966-68)</p>
Prestolite Tune-Up Kits		Delco Tune-Up Kit	
<p><b>No. 72650</b> (71060 + 70010 + 70510)</p>  <p>V6, 3.8/4.3L, 229/262 CID &amp; V8 (w/ Screw-down Cap)</p>	<p><b>No. 72660</b> (71050 + 70010 + 70510)</p>  <p>V8 (w/ Clip-on Cap)</p>	<p><b>No. 72640</b> (71030 + 70040 + 70540)</p>  <p>V8 (w/ Clip-on Cap) Strngrs(1974-82),Cobra7.5L(1987)</p>	<p><b>No. 72630</b> (71010 + 70030 + 70580)</p>  <p>V8, 200 CID (1966-68)</p>
Delco, Ford, Prestolite Cap & Rotor Kits			
<p><b>No. 71830</b> OEM: N/A</p> <p><b>Kit Contains:</b> GLM ITEM 71420 Cap 71120 Rotor</p>  <p>4-Cyl. Delco EST Breakerless, 3.0L, 181 CID</p>	<p><b>No. 71820</b> OEM: N/A</p> <p><b>Kit Contains:</b> GLM ITEM 71410 Cap 71110 Rotor</p>  <p>V6 Delco EST Breakerless, 4.3L, 262 CID</p>	<p><b>No. 71890</b> OEM: N/A</p> <p><b>Kit Contains:</b> GLM ITEM 71650 Cap 71160 Rotor</p>  <p>V6 Delco EST Breakerless, 4.3L, 262 CID</p>	
<p><b>No. 71810</b> OEM: N/A</p> <p><b>Kit Contains:</b> GLM ITEM 71400 Cap 71100 Rotor</p>  <p>V8 Delco EST Breakerless, Chevy</p>	<p><b>No. 71900</b> OEM: N/A</p> <p><b>Kit Contains:</b> GLM ITEM 71430 Cap 71160 Rotor</p>  <p>V8 Delco EST Breakerless, 5.0/5.7L Chevy</p>	<p><b>No. 71850</b> OEM: N/A</p> <p><b>Kit Contains:</b> GLM ITEM 71640 Cap 71140 Rotor</p>  <p>V8 Ford Breakerless, 5.0/5.8L, 302/351 CID EFI</p>	<p><b>No. 71880</b> OEM: N/A</p> <p><b>Kit Contains:</b> GLM ITEM 71560 Cap 71060 Rotor</p>  <p>V8 Prestolite (Screw-down Cap)</p>



# OMC & Volvo Penta

## IGNITION - COMPONENTS

### Distributor Caps

#### No. 71580

OEM: 382133 omc  
841244-7 volvo



Mallory V8  
(Flat Cap Distributor)

#### No. 71600

OEM: 3853814 omc  
841926-9 volvo



Prestolite V6  
4.3L, 262 CID

#### No. 71560

OEM: 3853815



Prestolite V8  
(Screw-down Cap)

#### No. 71550

OEM: N/A



Prestolite V8  
Strngs (1974-82) & Cobra 7.5L (1987)

#### No. 71490

OEM: 870690-5



BOSCH 4-Cyl.  
(Volvo Engines w/  
BOSCH Distributors)

#### No. 71460

OEM: 243658-2  
Large Diameter: 3-3/16" I.D.



BOSCH L6-Cyl.  
(Inline Volvo Engines w/  
BOSCH Distributors)

#### No. 71540

OEM: 380541



Delco 4-Cyl.  
2.5/3.0L, 153/181 CID,  
120/140 HP w/ Delco Points

#### No. 71530

OEM: 980152



Delco L6-Cyl.  
Inline 6-Cyl., 250 CID,  
165 HP w/ Delco Points

#### No. 71420

OEM: 3854260 omc  
3854260-1 volvo



4-Cyl. Delco EST Breakerless,  
3.0L, 181 CID

#### No. 71410

OEM: 3854331 omc  
3854331-0 volvo



V6 Delco EST Breakerless,  
4.3L, 262 CID

#### No. 71650

OEM: 3859019



V6 Delco EST Breakerless,  
4.3L, 262 CID

#### No. 71520

OEM: 383587



V8 Delco  
200 CID, (1966-68)

#### No. 71400

OEM: 3854548 omc  
3854548-9 volvo



V8 Delco EST Breakerless,  
Chevy

#### No. 71430

OEM: 3858975



V8 Delco EST Breakerless,  
5.0/5.7L Chevy

#### No. 71640

OEM: 3854217



V8 Ford Breakerless,  
5.0/5.8L, 302/351 CID EFI Ford

# OMC & Volvo Penta

## IGNITION - COMPONENTS

### Rotors

#### No. 71000

OEM: 243903-2



BOSCH 4-Cyl. & L6-Cyl. (Small Dia. Cap)  
(Volvo Engines)

#### No. 71120

OEM: 986651 omc  
3854261-9 volvo



4-Cyl. Delco EST Breakerless,  
3.0L, 181 CID

#### No. 71020

OEM: 384735



Delco 4-Cyl. & L6-Cyl.  
2.5/3.0L, 153/181/250 CID,  
120/140/165 HP

#### No. 71060

OEM: 982880 omc  
855845-4 volvo



Prestolite V6 & V8  
V6, 3.8/4.3L, 229/262 CID &  
V8 (w/ Screw-down Cap)

#### No. 71050

OEM: 980892 omc  
834975-5 volvo



Prestolite V8  
(w/ Clip-on Cap)

#### No. 71030

OEM: N/A



Prestolite V8 (w/ Clip-on Cap)  
Stringers (1974-82), Cobra 7.5L (1987)

#### No. 71110

OEM: 3854311 omc  
3854311-2 volvo



V6 Delco EST Breakerless,  
4.3L, 262 CID

#### No. 71160

OEM: 3858977



V6 & V8 Delco EST  
Breakerless,  
4.3/5.0/5.7L, 262 CID

#### No. 71100

OEM: 3854549 omc  
3854549-7 volvo



V8 Delco EST Breakerless,  
Chevy

#### No. 71010

OEM: 381711



V8 Delco  
200 CID, (1966-68)

#### No. 71140

OEM: 3854218



V8 Ford Breakerless,  
5.0/5.8L, 302/351 CID EFI

### Condensers

#### No. 70580

OEM: 382136 omc  
835308-8 volvo



Mallory V8  
(Flat Cap & Standard Cap Distributor)

#### No. 70510

OEM: 980894 omc  
835704 volvo



Prestolite V6 & V8  
(Screw-down & Clip-on Cap Distributor)

#### No. 70540

OEM: N/A



Prestolite V8 (w/ Clip-on Cap)  
Stringers (1974-82), Cobra 7.5L (1987)

### Points

#### No. 70010

OEM: 980893



Prestolite V6 & V8  
(Screw-down & Clip-on Cap Distributor)

#### No. 70040

OEM: N/A



Prestolite V8 (w/ Clip-on Cap)  
Stringers (1974-82), Cobra 7.5L (1987)

#### No. 70020

OEM: 380538



Delco 4-Cyl. & L6-Cyl.  
2.5/3.0L, 153/181/250 CID,  
120/140/165 HP

# OMC & Volvo Penta

## IGNITION - COMPONENTS

Points Continued...

### No. 70030

OEM: 380543 omc  
818701-5 volvo



V8 Delco  
200 CID, (1966-68)

### No. 70082

OEM: 243799-4



BOSCH 4-Cyl.  
(Volvo Engines)

### No. 70100

OEM: 240149



TWO-PIECE  
BOSCH 4-Cyl. & L6-Cyl. w/  
Small Dia. Cap (Volvo Engines)

## APPLICATION CHART - VOLVO 4-CYL & 6-CYL INLINE ENGINES

Description	Ignition Part	GLM No.	OEM No.
<b>4-Cyl. Pushrod Engines - AQ 115 &amp; AQ 130</b>			
One Piece Points / External Mounted Condenser Distributor	Points	<b>70082</b>	243799
	Condenser	-	-
	Cap	<b>71490</b>	870690
	Kit	-	-
Two Piece Points / Internal Mounted Condenser Distributor	Points	<b>70100</b>	240149
	Condenser	-	-
	Cap	-	-
	Kit	-	-
For All	Rotor	<b>71000</b>	243903
<b>4-Cyl. Single Overhead Cam Engines - AQ 120, 125, 131, 140, 141, 145 &amp; 151</b>			
For use with Screw Down Distributor Cap	Condenser	-	-
	Cap	-	-
	Rotor	<b>71000</b>	243903
	Kit	-	-
For use with Clip Down Distributor Cap	Condenser	-	-
	Cap	-	-
	Rotor	<b>71000</b>	243903
	Kit	-	-
For All	Points	<b>70082</b>	243799
<b>Inline 6-Cyl. Pushrod Engines - AQ 165 &amp; AQ 170</b>			
One Piece Points / For use with Small Cap Distributor	Points	-	-
Externally Mounted / For use with Small Cap Distributor	Condenser	-	-
For use with Small Diameter Cap	Rotor	<b>71000</b>	243903
Small Diameter Cap	Cap	-	-
Two Piece Points / For use with Internally Mounted Condenser	Points	<b>70100</b>	240149
One Piece Points / For use with Large Cap Distributor	Points	-	-
Internally Mounted / For use with Large Cap Distributor	Condenser	-	-
For use with Large Diameter Cap	Rotor	-	-
Large Diameter Cap	Cap	<b>71460</b>	243658

# OMC & Volvo Penta

## IGNITION COILS

### No. 72118

IGNITION COIL  
OEM: 3287677



AQ 171, AQ 251 (1988-92)

### No. 72110

OIL FILLED COIL  
OEM: 3853548



Used with  
Points Style Ignition

Resistor Wire or External Resistor

### No. 72122

IGNITION COIL  
OEM: 3861267



Volvo Penta 8.1 Gi - GSi - GXi

### No. 72117

OIL FILLED COIL  
OEM: N/A



Used with  
Points Style Ignition

Has Internal Resistor

### No. 72116

IGNITION COIL  
OEM: 3854161

For V8 Ford  
Breakerless Ignitions



OMC/Volvo with Ford 5.0L/302CI EFI  
& 5.8L/351CI EFI (1993-1996)

### No. 72140

PICK-UP COIL SENSOR  
OEM: 3854224



351 EFI King (1993-94), 5.0L EFI (1993-94),  
5.8L EFI King (1993), 5.8L EFI (1994)

### No. 72130

PICK-UP COIL SENSOR  
OEM: 3854001

For Delco EST  
Breakerless Ignitions



OMC/Volvo Chevrolet 4-Cyl. V6 & V8 Engines  
with Delco Breakerless Distributors

**GLM**  
www.glmmarine.com

# OMC & Volvo Penta

IGNITION COMPONENTS APPLICATION									
Model	Years	Cyl.	Distributor	Points	Condenser	Distrib. Cap	Rotor	Tune-Up Kit	Complete T-Up Kit
2.3L	1987-1990	4	(A)	-	70580	-	-	-	-
2.3L	1990	4	(B)	70010	70510	-	71060	72650	72650
2.5L	1981-1986	4	982351 (D)	-	-	71540	71020	-	-
3.0L	1982-1990	4	982351 (D, G)	-	-	71540	71020	-	-
3.8L	1981-1986	6	982846, 983203 (B, F)	70010	70510 (C)	71600	71060	72650	71750
4.3L	1985-1990	6	(B, F)	70010	70510 (C)	71600	71060	72650	71750
4.3L	1991-1992	6	986855 (B)	-	-	71600	71060	-	-
4.3L	2000 & Up	6	40005334 (D)	-	-	71650	71160	-	71890
5.0L (GM)	1979-1982	8	(B, E)	70040	70540	71550	71030	72640	71770
5.0L (GM)	1979-1982	8	(B, E)	70010	70510 (C)	-	71050	72660	-
5.0L (GM)	1981-1988	8	983453 (A)	-	70580	-	-	-	-
5.0L (GM)	1983-1988	8	IBM 7013C (B, F)	70010	70510 (C)	71560	71060	72650	71730
5.0L (Ford)	1993	8	(B, F)	70010	70510 (C)	71560	71060	72650	71730
5.0L	1991-1992	8	(B, F)	-	-	71560	71060	-	-
5.0L	2000 & Up	8	21622232 (D)	-	-	71430	71160	-	71900
5.7L	1982-1990	8	983453 (A)	-	70580	-	-	-	-
5.7L	1982-1990	8	IBM 7013C (B, F)	70010	70510 (C)	71560	71060	72650	71730
5.7L	1991-1992	8	(B, F)	-	-	71560	71060	-	-
5.7L	2000 & Up	8	21622232 (D)	-	-	71430	71160	-	71900
5.8L (Ford)	1989-1990	8	(B, F)	70010	70510 (C)	71560	71060	72650	71730
5.8L (Ford)	1991-1992	8	(B, F)	-	-	71560	71060	-	-
7.5L	1987	8	(B, E)	70040	70540	71550	71030	72640	71770
7.5L	1987	8	(B, E)	70010	70510 (C)	-	71050	72660	-
7.5L	1987-1989	8	(B, F)	70010	70510 (C)	71560	71060	72650	71730
100	1972-1973	4	384720, 979858 (D)	70020	-	71540	71020	-	-
100	1972-1973	4	980500, 982351 (D)	70020	-	71540	71020	-	-
110	1964	4	(D)	70020	-	71540	71020	-	-
120	1965-1986	4	383581, 384258 (D)	70020	-	71540	71020	-	-
140	1973-1989	4	980500, 982351 (D)	70020	-	71540	71020	-	-
150	1964-1966	6	1110309, 22 (D)	70030	-	-	-	-	-
155	1967-1972	6	1110376 (D)	70030	70580	-	-	-	-
165	1972-1976	6	980156 (D)	70020	-	71530	71020	-	-
170	1974	8	(B, E)	70040	70540	71550	71030	72640	71770
170	1974	8	(B, E)	70010	70510 (C)	-	71050	72660	-
175	1975-1977	8	(B, E)	70040	70540	71550	71030	72640	71770
175	1975-1977	8	980902 (B, E)	70010	70510 (C)	-	71050	72660	-
185	1967-1968	8	381775 (A)	-	70580	71580	-	-	-
185	1978-1980	8	(B, E)	70040	70540	71550	71030	72640	71770
185	1978-1980	8	981659 (A)	-	70580	-	-	-	-
185	1978-1980	8	982320 (B, E)	70010	70510	-	71050	72660	-
190	1974-1977	8	(B, E)	70040	70540	71550	71030	72640	71770
190	1974-1977	8	980902 (B, E)	70010	70510 (C)	-	71050	72660	-
200	1966	9	(D)	70030	-	71520	71010	-	71700
200	1967-1968	8	1111050, 1111053 (D)	70030	70580	71520	71010	-	71700
200	1967-1968	8	1111058, 382127 (D)	70030	70580	71520	71010	-	71700
200	1979-1988	8	981659 (A)	-	70580	-	-	-	-
200	1979-1982	8	(B, E)	70040	70540	71550	71030	72640	71770
200	1979-1982	8	982320 (B, E)	70010	70510 (C)	-	71050	72660	-
210	1968-1972	8	381775 (A)	-	70580	71580	-	-	-
215	1971	8	(A)	-	70580	71580	-	-	-
225	1978	8	981659, 982320 (A)	-	70580	-	-	-	-
225	1972-1976	8	381775 (A)	-	70580	71580	-	-	-
230	1969-1978	8	981659	-	70580	-	-	-	-
230	1979-1982	8	(B, E)	70040	70540	71550	71030	72640	71770
230	1979-1982	8	982320 (B, E)	70010	70510 (C)	-	71050	72660	-
230 (IB)	1975-1976	8	381775 (A)	-	70580	71580	-	-	-



# OMC & Volvo Penta

## IGNITION COMPONENTS APPLICATION

Model	Years	Cyl.	Distributor	Points	Condenser	Distrib. Cap	Rotor	Tune-Up Kit	Complete T-Up Kit
235	1971	8	(A)	-	70580	71580	-	-	-
235	1975-1977	8	(B, E)	70040	70540	71550	71030	72640	71770
235	1975-1977	8	981080 (B, E)	70010	70510 (C)	-	71050	72660	-
240	1978	8	(B, E)	70040	70540	71550	71030	72640	71770
240	1978	8	981080 (B, E)	70010	70510 (C)	-	71050	72660	-
245	1972-1975	8	381775 (A)	-	70580	71850	-	-	-
250 (B)	1970-1974	8	(A)	-	70580	71850	-	-	-
250	1979	8	(B, E)	70040	70540	71550	71030	72640	71770
250	1979	8	981080 (B, E)	70010	70510 (C)	-	71050	72660	-
260 (B)	1975-1976	8	384193 (A)	-	70580	71580	-	-	-
260	1979-1982	8	(B, E)	70040	70540	71550	71030	72640	71770
260	1979-1982	8	981659 (A)	-	70580	-	-	-	-
260	1979-1982	8	982320 (B)	70010	70510 (C)	-	71050	72660	-
262 CID	1989	6	(B, F)	70010	70510 (C)	71600	71060	72650	71750
290 JET	1974-1975	8	(A)	-	70580	71580	-	-	-
305 (IB)	1977-1979	8	980680 (A)	-	70580	71580	-	-	-
305 (IB)	1980-1982	8	981659, 982320 (A)	-	70580	-	-	-	-
350 (IB)	1977-1979	8	981659 (A)	-	70580	71580	-	-	-
350 (IB)	1980-1982	8	982320 (A)	-	70580	-	-	-	-
350 CID	1988-1989	8	(F)	-	70580	-	-	-	-
350 CID	1988-1989	8	(B, E)	70010	70510 (C)	-	71050	72660	-
454 (IB)	1977-1979	8	(A)	-	70580	71580	-	-	-
454 (IB)	1980-1982	8	981659, 982320 (A)	-	70580	-	-	-	-
460 CID	1988-1989	8	(B, F)	70010	70510 (C)	71560	71060	72650	71730

(A) Mallory Ignition

(B) Prestolite Ignition

(C) Wire Type use No. 70540

(D) Delco Ignition

(E) Models w/ Clip-On Dist. Cap

(F) Models w/ Screw-On Dist. Cap

(G) 90'S Model Point Ignition Only

(H) Elec. Dist. (Standard Rotation)

(I) Elec. Dist. (Counter Rotation)

(J) Contact Controlled Dist.

(K) Does Not Include Models w/ Shift Assist Module

## DISTRIBUTOR PARTS (ELECTRONIC IGNITION)

Model	Years	Distributor No.	Pick-Up	Rotor	Cap
351 EFI King	1994	3854176	72140	71140	71640
3.0L	1994	-	-	71120	71420
4.3L	1994	-	-	71110	71410
5.0L EFI	1994	3854175	72140	71140	71640
5.8L EFI	1994	3854176	72140	71140	71640
7.4L	1994	3855128	N/R	71060	71560
4.3L, 4.3L H.O. (2V Models)	1991-1993	986855	-	71060	71600
5.0L, 5.0L H.O., 5.8	1991-1993	986969, 986970	N/R	71060	71560
3.0L, 3.0L H.O.	1990-1993	986653	-	71120	71420
351 EFI King	1993	987734	72140	71140	71640
351 King	1993	987527	N/R	71130	71560
5.0L EFI	1993	987733	72140	71140	71640
5.8L EFI King	1993	987734	72140	71140	71640
5.7L OMC Cobra	1991-1992	986983	-	71060	71560
351	1992-1993	987527	N/R	71060	71560
454, 454 H.O., 502	1992	987473	N/R	71060	71560
5.7LE	1992	986983	N/R	71060	71560
454 H.O. (744APERGF)	1991	987473	N/R	71060	71560
3.0, 3.0 H.O. (PWS/PWR)	1990	986653	-	71120	71420
4.3L, 4.3L H.O. w/ Dis. Ign.	1990	-	N/R	N/R	N/R



# OMC & Volvo Penta

## VOLTAGE REGULATORS

### No. 72210

OEM: 910599



OMC

### No. 72220

OEM: 841688, 841381



Volvo (1975-1989)

### No. 72230

OEM: 847605, 843547



Volvo (1976-1982)

## VOLVO POWER TRIM RELAYS

### No. 73010

OEM: 876039



5 Terminal  
AQ 175,200,225D, 260, 290A

### No. 73020

OEM: 876037



5 Terminal  
AQ 270,280

### No. 72360

OEM: 586730



## VOLTAGE REGULATORS

Model	Year	GLM No.	Model	Year	GLM No.
Volvo Penta	1975-89	<a href="#">72220</a>	3.8L - OMC	1988	<a href="#">72210</a>
Volvo Penta	1976-82	<a href="#">72230</a>	4.3L - OMC	1988	<a href="#">72210</a>
2.5L - OMC	1988	<a href="#">72210</a>	5.0L - OMC	1988	<a href="#">72210</a>
3.0L - OMC	1988	<a href="#">72210</a>	5.7L - OMC	1988	<a href="#">72210</a>

## STARTER SOLENOID

Model	Year	GLM No.	Model	Year	GLM No.
5.0L, 5.0L H.O.	1989-1991	<a href="#">72360</a>	335 Cobra	1987	<a href="#">72360</a>
5.8L	1989-1991	<a href="#">72360</a>	340 King Cobra	1987	<a href="#">72360</a>
460 King Cobra	1989-1990	<a href="#">72360</a>	7.5L	1987	<a href="#">72360</a>
2.3L	1987-1990	<a href="#">72360</a>			

## TRIM SOLENOID

Model	Year	GLM No.	Model	Year	GLM No.
351 King Cobra	1992-1993	<a href="#">72360</a>	5.7L	1990-1992	<a href="#">72360</a>
502	1992-1993	<a href="#">72360</a>	5.7LE OMC Cobra	1990-1992	<a href="#">72360</a>
3.0L, 3.0L H.O.	1991-1993	<a href="#">72360</a>	350 OMC King Cobra	1988-1991	<a href="#">72360</a>
4.3L	1991-1993	<a href="#">72360</a>	370, 460 CIVIC King Cobra	1989-1990	<a href="#">72360</a>
5.0L, 5.0L H.O., 5.8	1991-1993	<a href="#">72360</a>			
454, 454 H.O. King Cobra	1990-1993	<a href="#">72360</a>			
4.3L H.O	1990-1993	<a href="#">72360</a>			
351 EF1 King Cobra	1993	<a href="#">72360</a>			
5.0L, 5.8L EFI	1993	<a href="#">72360</a>			



# Section 14

---

## OMC & Volvo Penta Engine Gaskets Rear Main Oil Seals

<i>Head Gaskets</i> .....	134
<i>Intake Manifold Gaskets</i> .....	135
<i>Valve Cover Gaskets</i> .....	135
<i>Lifter Side Cover Gaskets</i> .....	136
<i>Oil Pan Gaskets</i> .....	136
<i>Timing Chain Cover Gasket Kits</i> .....	136
<i>Timing Chain Cover Gaskets</i> .....	137
<i>Crank Shaft Oil Seals</i> .....	137
<i>Distributor Gaskets</i> .....	137
<i>Engine Gasket Kits</i> .....	138

# OMC & Volvo Penta


## HEAD GASKETS

### Chevy V8

#### No. 36160

OEM: 914971, 841207, 856474

Chevy  
305/350 CID engines  
(5.0 & 5.7L)



#### No. 36110

OEM: 914849

Chevy  
454 CID engines  
(7.4L)



### Ford V8

#### No. 36170

OEM: 916221

Ford  
351 CID engines  
(5.8L)



#### No. 36120

OEM: 912766

Ford  
460 CID engines  
(7.5L)



### Chevy Inline 6

#### No. 36140

OEM: 908237

Chevy  
250 CID engines  
6-Cyl (4.1L)




### Chevy V6

#### No. 36100

OEM: 3854299

Chevy  
262 CID engines  
(4.3L)



### Buick V6

#### No. 36190

OEM: 985662

Buick  
231 CID engines  
(1964-1972)



### Chevy 4-Cylinder

#### No. 36150

OEM: 914812

Chevy  
181 CID engines  
(3.0L)



#### No. 36130

OEM: 311210

Chevy  
153 CID engines  
(2.5L)



### Volvo 4-Cylinder

#### No. 36090

OEM: 1378646

4-Cyl.  
AQ145 Engine



#### No. 36080























OEM: 1378645

4-Cyl.  
AQ120B, 125A,  
140A, BB140A





# OMC & Volvo Penta

INTAKE MANIFOLD GASKETS			
<p><b>No. 32680</b> OEM: 912471</p> <p>Ford 140 CID 2.3L</p> 	<p><b>No. 31570</b> OEM: 908079</p> <p>Chevy 4-Cyl, 181, 3.0L (1968-82)</p> 	<p><b>No. 33580</b> OEM: 3853256</p> <p>Chevy 4-Cyl (1996 &amp; Up)</p> 	<p><b>No. 30345</b> OEM: 27-824326002</p> <p>4.3L (1996 &amp; Up)</p> 
<p><b>No. 30347</b> OEM: 27-807473A1</p> <p>5.0/5.7L (1996 &amp; Up)</p> 	<p><b>No. 33940</b> OEM: 312737</p> <p>Buick V6 (1964-72)</p> 	<p><b>No. 30349</b> OEM: 312737</p> <p>Chevy V6</p> 	<p><b>No. 30351</b> OEM: N/A</p> <p>Chevy V6</p> 
<p><b>No. 39200</b></p> <p>Ford 302 CID 5.0L</p> 	<p><b>No. 36280</b></p> <p>Ford 351CID 5.8L</p> 	<p><b>No. 30860</b></p> <p>Chevy 305/350 CID 5.0/5.7L (1997 &amp; Below)</p> 	<p><b>No. 39170</b> with oval intake ports</p> <p>Chevy 454 CID 7.4L</p> 
VALVE COVER GASKETS			
<p><b>No. 32210</b> OEM: 3852693</p> <p>GM 153/181 CID 2.5/3.0L</p> 	<p><b>No. 30356</b> OEM: 27-851040</p> <p>GM 3.0L (1998 &amp; Up)</p> 	<p><b>No. 30340</b> OEM: N/A</p> <p>GM 250 CID 4.1L</p> 	<p><b>No. 30359</b> OEM: 3854300</p> <p>GM 262 CID 4.3L</p> 
<p><b>No. 30353</b> OEM: 912965</p> <p>GM 305/350 CID 5.0/5.7 (1986 &amp; Below)</p> 	<p><b>No. 30357</b> OEM: 3852687 (1987 &amp; Up)</p> <p>GM 305/350 CID 5.0/5.7L (1987 &amp; Up)</p> 	<p><b>No. 30470</b> OEM: 3852818</p> <p>Ford 302/351 CID 5.0/5.8L</p> 	
<p><b>No. 30350</b> OEM: 3853513</p> <p>GM 454/502 CID 7.4/8.2</p> 	<p><b>No. 30358</b> OEM: 3854942 (1996 &amp; Up)</p> <p>GM 4.3L w/ plastic valve cover</p> 	<p><b>No. 33040</b> OEM: 912768</p> <p>Ford 460 CID 7.5L</p> 	

# OMC & Volvo Penta

## LIFTER SIDE COVER GASKETS

**No. 30100**

OEM: 3852692

153 & 181 CID  
Push Rod Cover



**No. 30120**

OEM: N/A

140/150/  
160 /165  
6-Cyl.



**No. 32640**

OEM: 3856443

120/140  
4-Cyl.  
w/ stamped cover



## OIL PAN GASKETS

**No. 39470**

OEM: 508886

GM  
153/181CID  
2.5L &  
3.0L



**No. 39460**

OEM: N/A

Chevy  
229 CID  
3.8L, V6



**No. 39130**

OEM: N/A

GM  
250 CID, 4.1L  
165 Inline 6-Cyl.



**No. 39840**

OEM: 3852655

Chevy  
262 CID  
4.3L, V6



**No. 39860**

OEM: 3855801

Chevy  
4.3L, V6



**No. 39850**

OEM: 3852664

GM  
305/350 CID  
5.0/5.7L  
(1986 & Up)



**No. 39490**

OEM: N/A

GM  
454/502CID, 7.4L & 8.2L  
Mark IV  
(1991 & Below)



**No. 39540**

OEM: N/A

Universal Type  
GM 262,265,267,283,302,305,327,  
350 & 400 Small Block Engines  
(1986 & Below)



**No. 39160**

OEM: N/A

Ford  
302 CID  
5.0L



**No. 39500**

OEM: N/A

Ford  
351CID  
5.8L



**No. 30370**

OEM: 3851981

Drain Plug - Oil Pan



## TIMING CHAIN COVER GASKET KITS

**No. 39710**

OEM: N/A

Chevy 4-Cyl. & Inline 6



**No. 39730**

OEM: N/A

Chevy 262 4.3L CID V6



**No. 39740**

OEM: N/A

(1991  
& Below)

Chevy 454 CID engines



Mark IV

**No. 39720**

OEM: N/A

(1997  
& Below)

Chevy 305 & 350 CID



# OMC & Volvo Penta

TIMING CHAIN COVER GASKETS			
<p><b>No. 30360</b> OEM: 3852691</p>  <p>4 &amp; 6-Cyl. Chevy Timing Chain Cover</p>	<p><b>No. 30530</b> OEM: N/A (1997 &amp; Below)</p>  <p>Chevy V6 &amp; SB V8 Timing Chain Cover</p>	<p><b>No. 30440</b> OEM: N/A (1991 &amp; Below)</p>  <p>Chevy 454 CID Timing Chain Cover</p>	<p><b>No. 30460</b> OEM: N/A</p>  <p>Ford V8 Timing Chain Cover</p>
CRANK SHAFT OIL SEALS			
<p><b>No. 85780</b> OEM: 3853341 One Piece (1996 &amp; Below)</p>  <p>All Chevy</p>	<p><b>No. 85490</b> OEM: 473424 Two Piece (1985 &amp; Below)</p>  <p>All Chevy</p>	<p><b>No. 85790</b> OEM: 3852657 One Piece (1986 &amp; Up)</p>  <p>4.3/5.0/5.7L Standard Rotation</p>	<p><b>No. 85960</b> OEM: 460571 Two Piece (1986 &amp; Below)</p>  <p>7.4/8.2L</p>
<p><b>No. 85980</b> OEM: 913746</p>  <p>Ford 351 CID</p>	<p><b>No. 30354</b> OEM: 3852656</p>  <p>V6, 305, 350 Rear Main Seal Retainer Cover Gasket</p>	<p><b>No. 30110</b> OEM: 3852658</p>  <p>4 &amp; 6-Cyl Chevy Oil Pump Cover Gasket</p>	<p><b>No. 30490</b> OEM: N/A</p>  <p>Oil Pump Mounting Gasket</p>
DISTRIBUTOR GASKETS			
<p><b>No. 32040</b> OEM: N/A</p>  <p>Mallory V8 Distributor Cap</p>	<p><b>No. 32030</b> OEM: N/A DISCONTINUED</p>  <p>Prestolite Distributor Cap</p>	<p><b>No. 31370</b> OEM: 3852109</p>  <p>V6 &amp; V8 Chevy Distributor Mounting</p>	<p><b>No. 32300</b> OEM: N/A</p>  <p>4-Cyl. Distributor Mounting</p>



# OMC & Volvo Penta

## ENGINE OVERHAUL GASKET KIT

### No. 39021


OEM: N/A



4.3L (1996 & Up)

### No. 39022

OEM: N/A



5.7L (1996 & Up)

## CYLINDER HEAD GASKET KITS

### No. 39810

OEM: N/A


Chevy 2.5L,  
153CID, 110,  
120HP  
(1965-1985)



### No. 39661

OEM: N/A

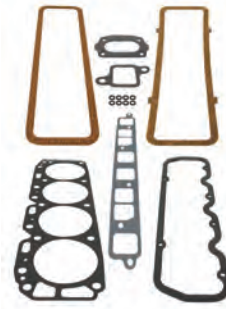
Chevy 2.5L  
(1968-1982)



### No. 39662

OEM: N/A

Chevy 3.0L  
(1968-1982)



### No. 39820

OEM: N/A


Chevy 3.0L,  
181CID,  
140HP  
(1973-1988)



### No. 39663

OEM: N/A

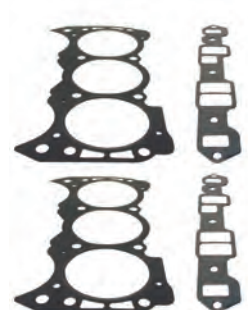
Chevy 3.0L  
(1991 & Up)



### No. 39830

OEM: 985662

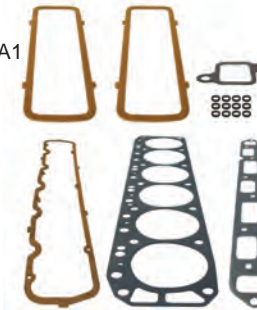
Buick V6  
3.8L,  
231CID  
(1964-1972)



### No. 39660

OEM: 27-47453A1

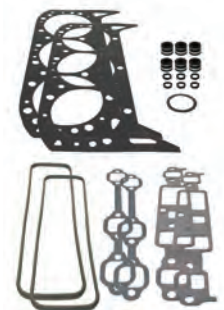
All Chevy  
250 CID,  
165 HP



### No. 39654

OEM: 503796

Chevy 4.3L  
(1996 & Below)



### No. 39670

OEM: 27-56110A1

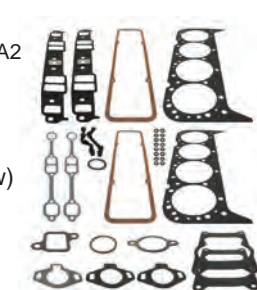
Ford 5.0L,  
302 CID



### No. 39690

OEM: 27-75611A2

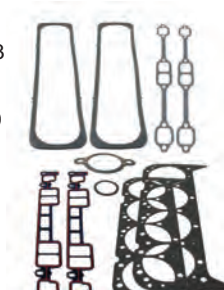
Chevy 5.0L,  
305, 5.7L,  
350 CID  
(1997 & Below)



### No. 39652

OEM: 27-75611A03

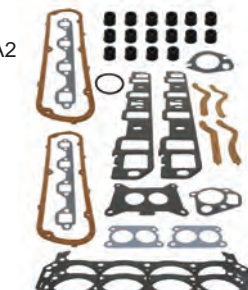
Chevy V8 S.B.  
305/350/377 CID  
(1996 & Up)



### No. 39680

OEM: 27-64763A2

Ford 5.8L,  
351 CID



# Section 15

---

## Volvo Penta AQ Drive Sterndrives & Transom Assemblies Up to 1993

<i>Upper Gear Housing Breakdown .....</i>	140-141
<i>Lower Gear Housing Breakdown .....</i>	142-143
<i>Intermediate Housing Breakdown .....</i>	144-145
<i>Transom Assembly Breakdown .....</i>	146-147
<i>Gear Housing Seal Kits .....</i>	148
<i>Intermediate Housing Parts .....</i>	149
<i>Tilt Bushings .....</i>	149
<i>U-Joints &amp; Bellows .....</i>	150
<i>Exhaust Bellows - External .....</i>	150
<i>Drive Cover .....</i>	150
<i>Transom Assembly Parts .....</i>	150



# Volvo Penta - AQ

## UPPER HOUSING

Upper Gearcase Seal Kit  
AQ200-290, AQSP, AQDP

**No. 87760**

See Section 15

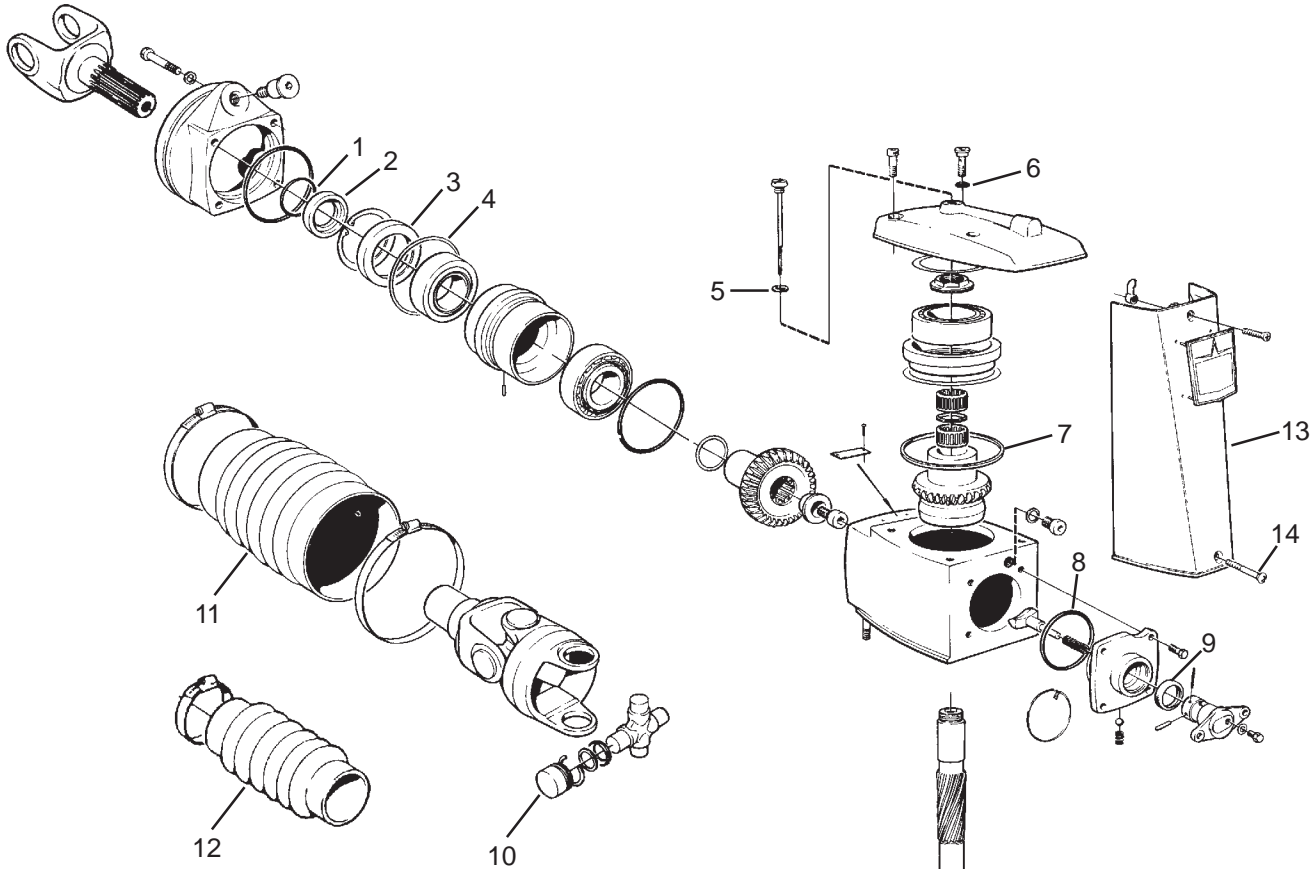
15

Upper Gearcase Seal Kit  
AQ200-290, AQSP, AQDP

**No. 87820**

See Section 15

16



U-Joint Seal Kit  
with U-Joint

**No. 87720**

See Section 15

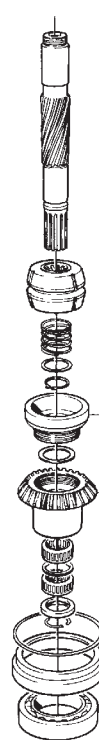
17

U-Joint Seal Kit  
without U-Joint

**No. 87730**

See Section 15

18





# Volvo Penta - AQ

## LOWER HOUSING

**Lower Gearcase Seal Kit - Dual Prop**

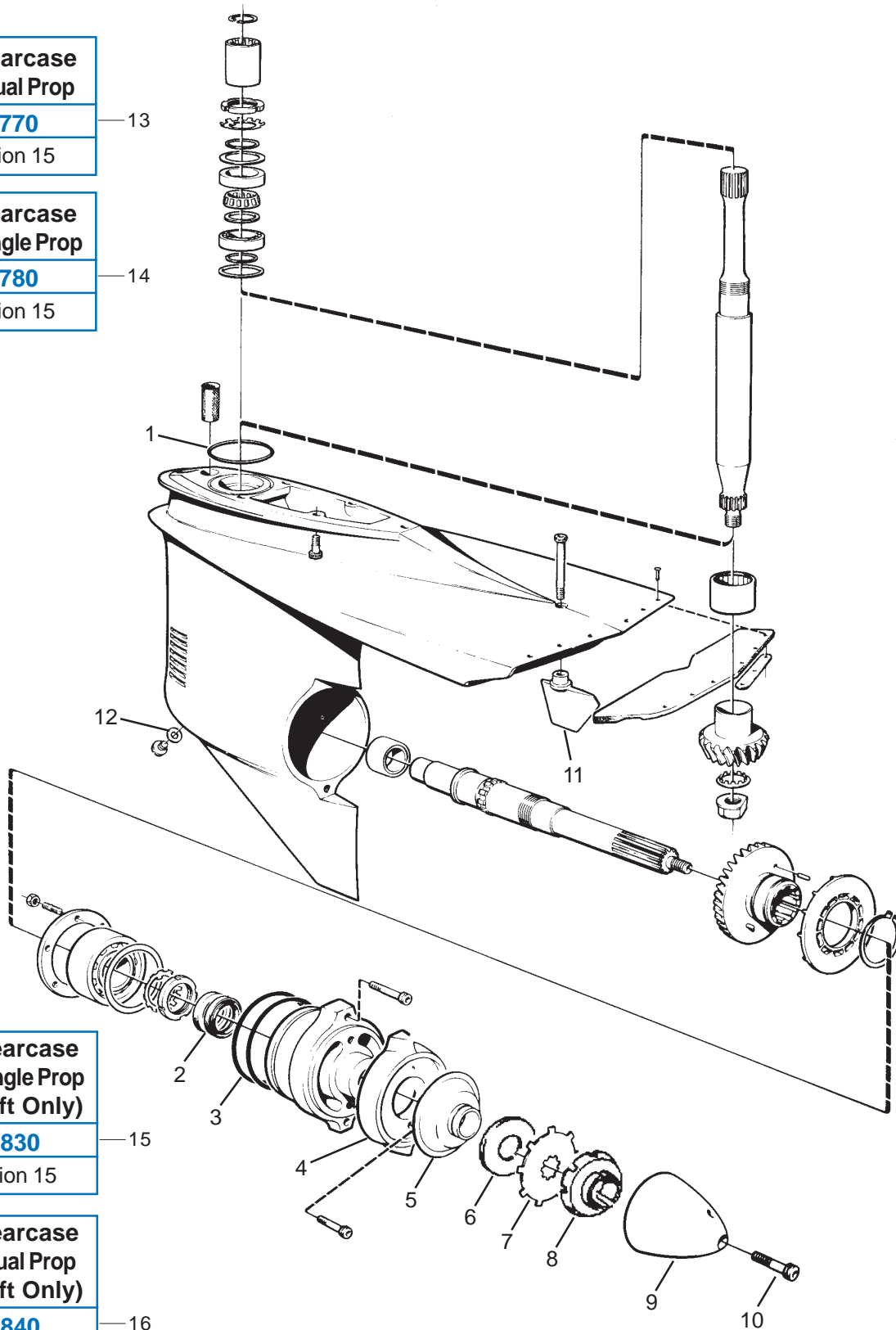
**No. 87770**

See Section 15

**Lower Gearcase Seal Kit - Single Prop**

**No. 87780**

See Section 15



**Lower Gearcase Seal Kit - Single Prop (Prop Shaft Only)**

**No. 87830**

See Section 15

**Lower Gearcase Seal Kit - Dual Prop (Prop Shaft Only)**

**No. 87840**

See Section 15



# Volvo Penta - AQ

## INTERMEDIATE HOUSING

**Steer Stem Repair  
Kit - AQ200-290**

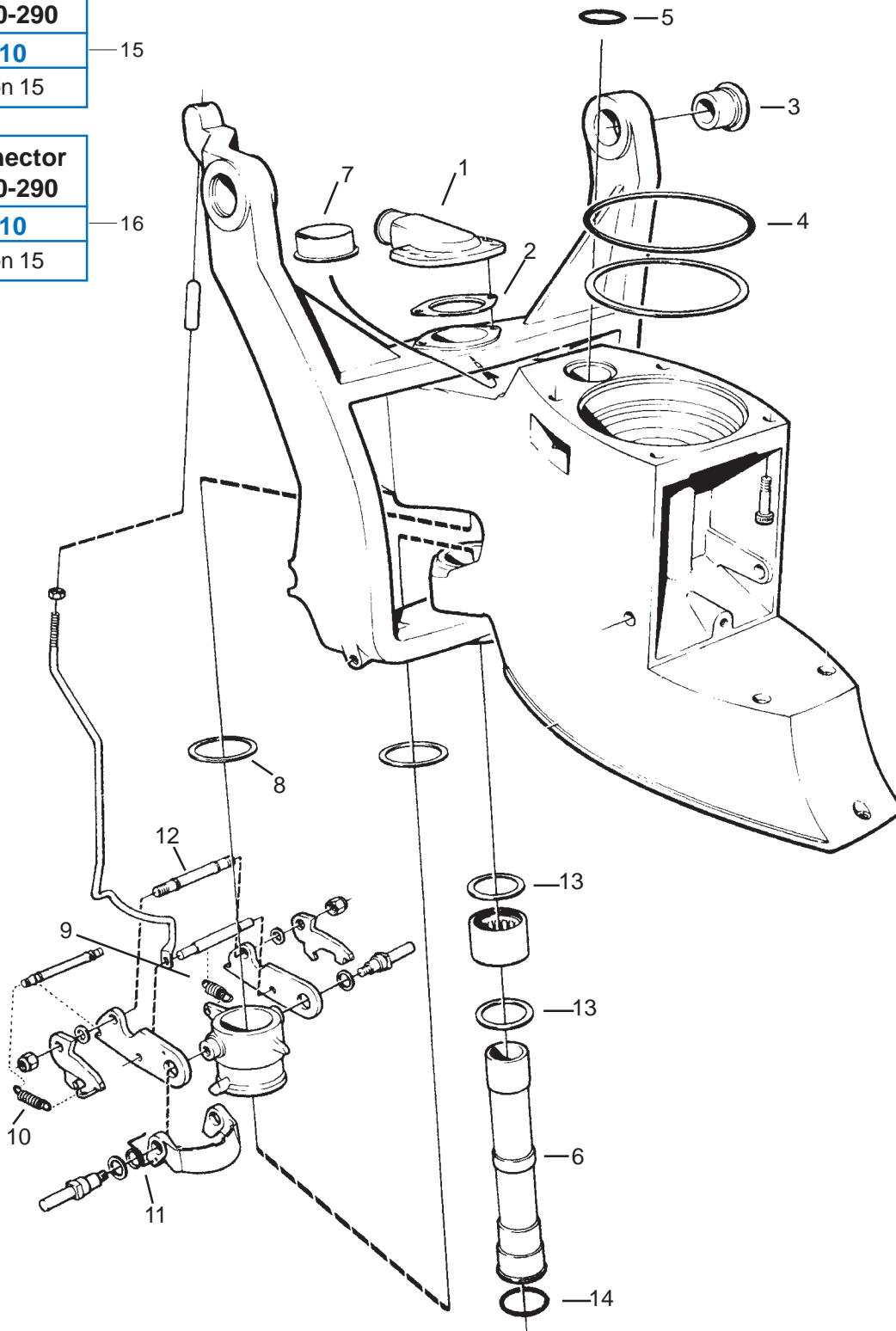
**No. 87710**

See Section 15

**Hose Connector  
Kit - AQ200-290**

**No. 23010**

See Section 15

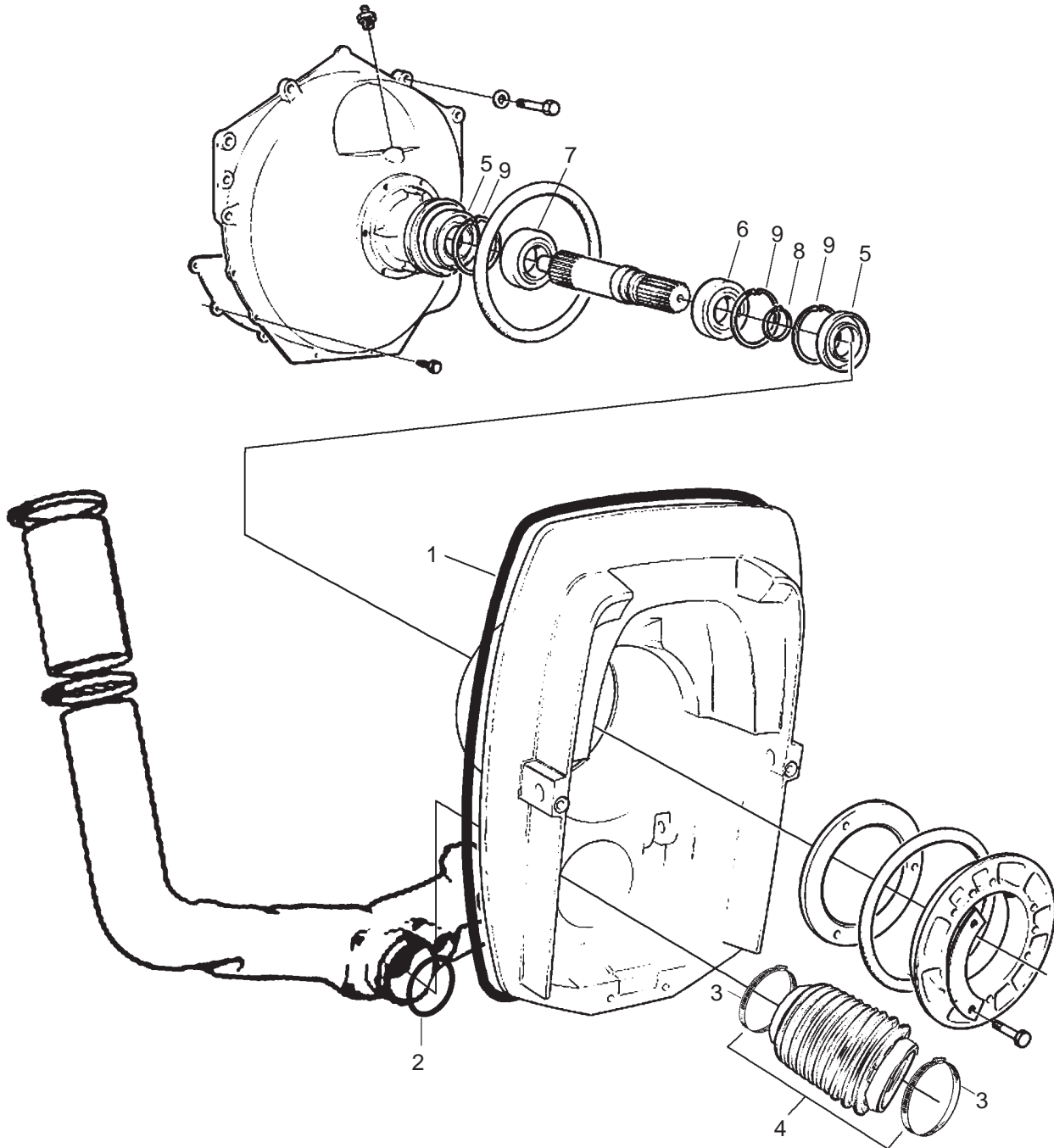






# Volvo Penta - AQ

## TRANSOM ASSEMBLY





# Volvo Penta - AQ

## LOWER GEAR HOUSING SEAL KITS

**No. 87780**

OEM: 876268



Single Prop  
AQ 200-AQ 290, AQSP

**No. 87770**


OEM: 876267



Dual Prop  
AQ 280DP, 290DP, AQDP

**No. 87830**

OEM: N/A



Prop Shaft Only - Single Prop  
AQ 200-AQ 290, AQSP

**No. 87840**

OEM: N/A



Prop Shaft Only - Dual Prop  
AQ 280DP, 290DP, AQDP

## UPPER GEAR HOUSING SEAL KITS

**No. 87760**

OEM: 876266



AQ 200-290, AQSP, AQDP

**No. 87820**

OEM: N/A



AQ 280-290, AQSP, AQDP

## COMPLETE UPPER & LOWER GEAR HOUSING SEAL KITS

**No. 87700**

OEM: 875192

Includes:  
87760  
87780



Single Prop

**No. 87790**

OEM: 875741

Includes:  
87760  
87770



Dual Prop

# Volvo Penta - AQ

## INTERMEDIATE HOUSING

### No. 87710

STEER STEM REPAIR KIT  
OEM: N/A

Kit contains:

GLM	OEM	Item
45010	125017	O-Ring
87070	181620	Seal
23020	814356	Gasket
23130	814388	Plastic Bushing
23180	814390	Plastic Washer
23090	826341	Plastic Bushing
23010	832846	Hose Connector
45090	925256	O-Ring
45110	941820	O-Ring



Fits 200 thru 290

### No. 23055

PIPE - WATER  
OEM: 814386

Intermediate Housing



200 thru 290

### No. 23130

SWIVEL BUSHING - FOR PIPE  
OEM: 814388



Electric Tilt  
250, 270, 275, 280

### No. 23180

PLASTIC WASHER  
OEM: 814390



### No. 23020

RUBBER GASKET  
OEM: 814356



### No. 23010

HOSE CONNECTOR  
OEM: 832846, 851452



Comes with gasket

AQ 200-290

### No. 23011

HOSE CONNECTOR  
OEM: 854031



AQ 200-290

### No. 23013

HOSE CONNECTOR - PLASTIC  
OEM: 872752



DP, DPD, DPE, DPG, DPH, DPX

## TILT BUSHINGS

### No. 23090

TILT BUSHINGS  
OEM: 826341, 876278



All with Electric Tilt

### No. 23091

TILT BUSHINGS  
OEM: 832820



Power Trim  
AQ270T, 280T

### No. 23092

TILT BUSHINGS  
OEM: 853223



Power Trim  
AQ 290, SP, DP

### No. 23093

TILT BUSHINGS  
OEM: 872096



Power Trim  
DPE, DPX-S1, DPX,  
DP-C1, DP-D1

### No. 35010

OEM: 853936



Tilt Motor Gasket

### No. 23080

SETTING PIN  
OEM: 814301



### No. 23190

NYLON  
OEM: 941855



### No. 23174

SHAFT - REVERSE LOCK  
OEM: 814419, 814499



AQ290, A, DP, SP-A,  
SP-A1, SP-A2, DP-A,  
DP-A1, DP-A2, DP-B1

### No. 23170

SPRING KIT -  
REVERSE LOCK  
OEM: N/A



### No. 23171

SPRING  
OEM: 814332



### No. 23172

SPRING  
OEM: 832534



### No. 23173

SPRING  
OEM: 814396





# Volvo Penta - AQ

<p><b>No. 23100</b> AQ DRIVE COVER OEM: 832570</p> 	<p><b>No. 23230</b> AQ DRIVE COVER SCREW OEM: 941816</p> 	<p><b>No. 89020</b> EXHAUST BELLOW KIT OEM: 875380, 875848</p> <p>Without Flapper</p> 	<p><b>No. 89030</b> UNIVERSAL JOINT BELLOW KIT OEM: 875826</p> 																																																	
<p><b>No. 87720</b> U-JOINT SEAL KIT (WITH U-JOINT) OEM: N/A</p> <p>Kit contains:</p> <table border="1"> <thead> <tr> <th>GLM</th> <th>OEM</th> <th>Item</th> </tr> </thead> <tbody> <tr> <td>45010</td> <td>125017</td> <td>O-Ring</td> </tr> <tr> <td>23030</td> <td>832675</td> <td>Seal Washer</td> </tr> <tr> <td>28030</td> <td>3850812</td> <td>U-Joint (2)</td> </tr> <tr> <td>87030</td> <td>853670</td> <td>Seal</td> </tr> <tr> <td>45090</td> <td>925256</td> <td>O-Ring (2)</td> </tr> <tr> <td>45100</td> <td>925259</td> <td>O-Ring</td> </tr> <tr> <td>45120</td> <td>955974</td> <td>O-Ring</td> </tr> <tr> <td>45160</td> <td>956000</td> <td>O-Ring</td> </tr> </tbody> </table>  <p>AQ 270-290, AQ SP, AQ DP</p>	GLM	OEM	Item	45010	125017	O-Ring	23030	832675	Seal Washer	28030	3850812	U-Joint (2)	87030	853670	Seal	45090	925256	O-Ring (2)	45100	925259	O-Ring	45120	955974	O-Ring	45160	956000	O-Ring	<p><b>No. 87730</b> U-JOINT SEAL KIT (WITHOUT U-JOINT) OEM: N/A</p> <p>Kit contains:</p> <table border="1"> <thead> <tr> <th>GLM</th> <th>OEM</th> <th>Item</th> </tr> </thead> <tbody> <tr> <td>45010</td> <td>125017</td> <td>O-Ring</td> </tr> <tr> <td>23030</td> <td>832675</td> <td>Seal Washer</td> </tr> <tr> <td>87030</td> <td>853670</td> <td>Seal</td> </tr> <tr> <td>45090</td> <td>925256</td> <td>O-Ring</td> </tr> <tr> <td>45100</td> <td>925259</td> <td>O-Ring</td> </tr> <tr> <td>45120</td> <td>955974</td> <td>O-Ring</td> </tr> <tr> <td>45160</td> <td>956000</td> <td>O-Ring</td> </tr> </tbody> </table>  <p>AQ 270-290, AQ SP, AQ DP</p>	GLM	OEM	Item	45010	125017	O-Ring	23030	832675	Seal Washer	87030	853670	Seal	45090	925256	O-Ring	45100	925259	O-Ring	45120	955974	O-Ring	45160	956000	O-Ring
GLM	OEM	Item																																																		
45010	125017	O-Ring																																																		
23030	832675	Seal Washer																																																		
28030	3850812	U-Joint (2)																																																		
87030	853670	Seal																																																		
45090	925256	O-Ring (2)																																																		
45100	925259	O-Ring																																																		
45120	955974	O-Ring																																																		
45160	956000	O-Ring																																																		
GLM	OEM	Item																																																		
45010	125017	O-Ring																																																		
23030	832675	Seal Washer																																																		
87030	853670	Seal																																																		
45090	925256	O-Ring																																																		
45100	925259	O-Ring																																																		
45120	955974	O-Ring																																																		
45160	956000	O-Ring																																																		
<p><b>No. 28030</b> U-JOINT OEM: 3850812</p> 	<p><b>No. 28040</b> U-JOINT OEM: 3860232</p> <p>External Lock-ring Style</p> 	<p><b>No. 23030</b> SEAL WASHER OEM: 832675</p>  <p>AQ 270-290, AQ SP, AQ DP</p>	<p><b>No. 87020</b> SEAL OEM: 958860-9</p>  <p>For Flywheel Housing</p>	<p><b>No. 87030</b> SEAL OEM: 853670</p>  <p>For Flywheel Housing</p>																																																
<p><b>TOP COVER GASKETS</b></p>		<p><b>TRANSOM MOUNT SEAL</b></p>																																																		
<p><b>No. 87010</b> OEM: 832669</p> 	<p><b>No. 87011</b> OEM: 814168</p> 	<p><b>No. 86713</b> TRANSOM MOUNT SEAL OEM: 852868</p>  <p>AQ 290, A, DP, SP-A, SP-A1, SP-A2, SP-C, SP-C1, DP-A1, DP-A2, DP-B, DP-B1, DP-C, DP-C1, DP-D, DP-D1, DPX</p>																																																		

# Section 16

---

## Volvo Penta

### Aluminum Anodes, Prop Hardware, Size Charts & Quick Reference

<i>Aluminum Anode Kits</i> .....	152
<i>Aluminum Anodes</i> .....	153
<i>Prop Service Kits &amp; Thrust Rings - Volvo Penta AQ</i> .....	154
<i>Oil Seal Shaft &amp; Bore Size Chart</i> .....	155
<i>Oil Seal Applications</i> .....	156
<i>O-ring Size Chart</i> .....	157
<i>Quick Reference - Engine Side</i> .....	158-165
<i>Quick Reference - Drive Side</i> .....	166-168

# Volvo Penta

## ALUMINUM ANODE KITS

### No. 12894

ALUMINUM ANODE KIT  
OEM: N/A



AQ200

### No. 12895


ALUMINUM ANODE KIT  
OEM: N/A



AQ250, 270, 270T, 275

### No. 12896

ALUMINUM ANODE KIT  
OEM: N/A



AQ280, 280T, 280PT

### No. 12897

ALUMINUM ANODE KIT  
OEM: N/A



AQ290, 290A

### No. 12898

ALUMINUM ANODE KIT  
OEM: N/A



AQ280DP

### No. 12899

ALUMINUM ANODE KIT  
OEM: N/A



AQ290DP

### No. 12933

ALUMINUM ANODE KIT  
OEM: N/A



DPH-A/B

### No. 12948

ALUMINUM ANODE KIT  
OEM: N/A



DPR-A/B

### No. 12921

ALUMINUM ANODE KIT  
OEM: N/A



SX-S, C, R, M, DP-S, SM

### No. 12938

ALUMINUM ANODE KIT  
OEM: N/A



SXA-DPSA

# Volvo Penta

## ALUMINUM ANODES

<p><b>No. 12783</b> ALUMINUM ANODE OEM: 875810</p>  <p>AQ100, 100B, 100S</p>	<p><b>No. 12786</b> ALUMINUM ANODE OEM: 875812</p>  <p>AQ110S</p>	<p><b>No. 12781</b> ALUMINUM ANODE OEM: 876286</p>  <p>AQ120S, 120SB</p>	<p><b>No. 12785</b> ALUMINUM ANODE OEM: 875809</p>  <p>AQ200</p>
<p><b>No. 12784</b> ALUMINUM ANODE OEM: 875805</p>  <p>AQ250, 270, 270T, 275</p>	<p><b>No. 12788</b> ALUMINUM ANODE OEM: 875821</p>  <p>AQ280DP, 290DP</p>	<p><b>No. 12787</b> ALUMINUM ANODE OEM: 875815</p>  <p>AQ280, 280T, 280PT, 290, 290A</p>	<p><b>No. 12780</b> ALUMINUM ANODE OEM: 832598</p>  <p>AQ200, 250, 270, 275, 280, 280DP</p>
<p><b>No. 12782</b> ALUMINUM ANODE OEM: 852835</p>  <p>AQ290, 290DP</p>	<p><b>No. 12778</b> ALUMINUM ANODE OEM: 872793</p>  <p>290, 290DP, DP-X</p>	<p><b>No. 12777</b> ALUMINUM ANODE OEM: 3855411</p>  <p>Cobra SX, DP-S/SI</p>	<p><b>No. 12699</b> ALUMINUM ANODE OEM: 3854130</p>  <p>Cobra SX</p>
<p><b>No. 12681</b> ALUMINUM ANODE OEM: 3852970</p>  <p>Cobra SX</p>	<p><b>No. 12973</b> ALUMINUM ANODE OEM: 3588748</p>  <p>DPH-A/B</p>	<p><b>No. 12972</b> ALUMINUM ANODE OEM: 3588770</p>  <p>DPH-A/B, DPR-A/B</p>	<p><b>No. 12974</b> ALUMINUM ANODE OEM: 3589876</p>  <p>DPR-A/B</p>
<p><b>No. 12854</b> ALUMINUM ANODE OEM: 873395</p>  <p>DPX</p>	<p><b>No. 12975</b> ALUMINUM ANODE OEM: 3888816</p>  <p>SXA-DPSA</p>	<p><b>No. 12976</b> ALUMINUM ANODE OEM: 3888813</p>  <p>SXA-DPSA</p>	<p><b>No. 12789</b> ALUMINUM ANODE OEM: 838929</p>  <p>Diesel Engine, MD19, 21, 27, 29, 32, AQ30, 31, 40, 41</p>



# Volvo Penta

## PROP SERVICE KITS & THRUST RINGS - VOLVO PENTA AQ

### Prop Service Kits - Quick Reference Guide

Kit No.	No. 23120	No. 23121	No. 23122	No. 23123	No. 23124
Part No.	PROPSERVICEKIT	PROPSERVICEKIT	PROPSERVICEKIT	PROPSERVICEKIT	PROPSERVICEKIT
<b>No. 23070</b> PLASTIC WASHER	✓			✓	✓
<b>No. 23060</b> TAB WASHER	✓	✓	✓		
<b>No. 23050</b> SPACER WASHER	✓	✓	✓	✓	
<b>No. 23040</b> PROPCONE	✓	✓	✓	✓	✓
<b>No. 23240</b> SCREW	✓		✓	✓	✓

### Prop Service Kits

<b>No. 23120</b> PROPSERVICEKIT OEM: N/A 	<b>No. 23123</b> PROPSERVICEKIT OEM: N/A 	
<b>No. 23121</b> PROPSERVICEKIT OEM: N/A 	<b>No. 23122</b> PROPSERVICEKIT OEM: N/A 	<b>No. 23124</b> PROPSERVICEKIT OEM: N/A 

### Prop Service Kit Components

<b>No. 23070</b> PLASTIC WASHER OEM: 850888 	<b>No. 23060</b> PROPLock TAB WASHER OEM: 897367 	<b>No. 23050</b> SPACER WASHER OEM: 854047 	<b>No. 23040</b> PROPCONE OEM: 854045 with No. 23240 Screw 	<b>No. 23240</b> SCREW OEM: 850889 
--	--	---	---	---

### Thrust Rings

<b>No. 23150</b> THRUST RING OEM: 839423  280-290 SP	<b>No. 23151</b> THRUST RING OEM: 872082  SP Fishing Line Cutter	<b>No. 23160</b> THRUST RING OEM: 839534  250, 270, 275	<b>No. 23152</b> THRUST RING OEM: 3858457  DP	<b>No. 23153</b> THRUST RING OEM: 3858458  DP
---	---	--	---	--



# OMC

## OIL SEALS

GLM No.	OEM No.	Shaft Size	Bore Size	GLM No.	OEM No.	Shaft Size	Bore Size
<b>Table By OEM Numbers</b>							
86350	302564	0.7813	1.3750	86510	324639	0.4375	0.9375
86360	303345	0.5625	1.0000	86750	326716	0.7500	1.3750
86380	305987	1.0000	1.3750	86450	327031	0.4375	0.8750
86370	309989	1.3750	2.0000	86240	329922	0.8750	1.3750
85110	310599	1.0000	1.5000	86250	329923	0.8750	1.3750
86040	310649	2.5000	3.0000	86030	330137	1.1250	1.6250
86390	313282	0.5540	1.0625	86270	330327	0.6250	1.1250
86740	313283	0.8125	1.3125	86790	331103	1.1250	1.6250
86410	313284	0.6250	1.1250	86460	332205	0.7500	1.1250
86050	313353	1.9375	2.4375	86520	332261	0.6250	1.3750
85010	313392	1.1875	1.8750	86470	332942	1.6250	2.0625
86400	314167	0.4219	0.9375	86810	334950	1.2500	1.6875
86120	318972	0.5000	0.8750	86440	339620	1.6250	2.1250
85130	320862	1.1875	1.6875	86011	341280	0.8750	1.3750
85120	321453	0.8750	1.2500	86012	314281	1.2500	1.6875
86150	321459	0.6250	1.1250	86590	908855	0.6250	1.0000
86160	321466	0.7500	1.1250	86070	911019	1.0000	2.5000
86060	321467	1.0000	1.3750	86530	911685	2.0000	2.5000
86170	321480	0.5000	1.2500	86550	911788	1.0000	1.3750
86180	321481	0.6875	1.2500	86010	981195	1.5000	2.1250
86420	321786	0.6250	1.1250	86080	981196	1.7500	2.5000
86190	321787	0.6250	1.1250	86090	981268	1.6250	2.5000
86430	321788	0.5000	1.0000	87100	3852272	45MM	75MM
86760	321831	0.7500	1.2500	86610	3853655	0.5000	0.9062
86770	321895	1.6250	1.9219	87110	3853858	25MM	35MM
86200	321928	0.6250	1.3750	86260	3858303	1.2500	1.7500
<b>Table By Shaft Size</b>							
86400	314167	0.4219	0.9375	86250	329923	0.8750	1.3750
86450	327031	0.4375	0.8750	87110	3853858	25mm	35mm
86510	324639	0.4375	0.9375	85110	310599	1.0000	1.5000
86120	318972	0.5000	0.8750	86060	321467	1.0000	1.3750
86170	321480	0.5000	1.2500	86070	911019	1.0000	2.5000
86430	321788	0.5000	1.0000	86380	305987	1.0000	1.3750
86610	3853655	0.5000	0.9062	86550	911788	1.0000	1.3750
86390	313282	0.5540	1.0625	86030	330137	1.1250	1.6250
86360	303345	0.5625	1.0000	86790	331103	1.1250	1.6250
86410	313284	0.6250	1.1250	85010	313392	1.1875	1.8750
86150	321459	0.6250	1.1250	85130	320862	1.1875	1.6875
86190	321787	0.6250	1.1250	86012	314281	1.2500	1.6875
86200	321928	0.6250	1.3750	86810	334950	1.2500	1.6875
86270	330327	0.6250	1.1250	86260	385830	1.2500	1.7500
86420	321786	0.6250	1.1250	86370	309989	1.3750	2.0000
86520	332261	0.6250	1.3750	86010	981195	1.5000	2.1250
86590	908855	0.6250	1.0000	86090	981268	1.6250	2.5000
86180	321481	0.6875	1.2500	86440	339620	1.6250	2.1250
86160	321466	0.7500	1.1250	86470	332942	1.6250	2.0625
86460	332205	0.7500	1.1250	86770	321895	1.6250	1.9219
86750	326716	0.7500	1.3750	86080	981196	1.7500	2.5000
86760	321831	0.7500	1.2500	87100	3852272	45mm	75mm
86350	302564	0.7813	1.3750	86050	313353	1.9375	2.4375
86740	313283	0.8125	1.3125	86530	911685	2.0000	2.5000
85120	321453	0.8750	1.2500	86040	310649	2.5000	3.0000
86011	341280	0.8750	1.3750				
86240	329922	0.8750	1.3750				

# OMC

## OIL SEAL APPLICATIONS

Model	Years	GLM No.	Application	Qty.	Model	Years	GLM No.	Application	Qty.
<b>Cobra Transom Mount</b>					<b>Stringer Mount Lower Gearcase Cont...</b>				
262 - 460	1988-1990	86560	Driveshaft	1	110/120 (B)	1964-1967	85110	Brg. Retainer	1
350 - 460	1988	86550	Pivot Shaft	2	120-245	1968-1977	85110	Brg. Ret.-Lower	2
2.3L - 7.5L	1986-1988	86550	Pivot Shaft	2	120-260	1978-1981	86060	Brg. Ret.-Lower	2
2.3L - 7.5L	1986-1990	86550	Driveshaft	1	120/140	1978-1981	86030	Prop Shaft	2
<b>Cobra Upper Gearcase</b>					155 (C)	1967	86050	Brg. Ret.-Middle	2
262 - 460	1988-1989	86530	Brg. Carrier	1	155 (C)	1967	86040	Brg. Ret.-Upper	1
262 - 460	1988-1990	86610	Pump Shaft	1	185-260	1978-1981	85130	Prop Shaft	2
2.3L - 7.5L	1986-1990	86610	Pump Shaft	1	210-260 (D)	1972-1975	86070	Impeller Hsg.	1
2.3L-7.5L (A)	1986-1990	86530	Brg. Carrier	1	230/260 (D)	1976	86060	Impeller Hsg.	1
(A) 5,7L 1990 574 AMPWS, ARPWS					305/350/454 (D)	1977-1978	86060	Impeller Hsg.	1
<b>Cobra Lower Gearcase</b>					2.5L/3.0L	1982-1986	86030	Prop Shaft	2
262 - 460	1988-1989	85130	Prop Shaft	2	2.5L-5.7L	1981-1986	86040	Brg. Ret.-Upper	1
2.3L	1990	86030	Prop Shaft	2	2.5L-5.7L	1981-1986	86050	Brg. Ret.-Middle	2
2.3L - 3.0L	1986-1989	86030	Prop Shaft	2	2.5L-5.7L	1981-1986	86060	Brg. Ret.-Lower	2
3.0L	1990	85130	Prop Shaft	2	3.8L-5.7L	1981-1986	85130	Prop Shaft	2
4.3L - 7.5L	1986-1990	85130	Prop Shaft	2	(A) 110,120 HP (1964-67) Heavy Duty Drive (B) Standard Drive				
<b>Stringer Mount Upper Gearcase</b>					<b>Stringer Mount Intermediate Housing</b>				
80 - 245	1968-1972	86090	Ball Gear	1	80-235	1964-1971	86370	Ball Gear-Outer	1
80 - 260	1969-1981	86090	Impeller Hsg	2	80-245	1964-1972	86030	Ball Gear-Inner	1
88 - 200	1964-1966	86370	Ball Gear	1	80-260 (B)	1964-1980	86070	Clutch	1
90 (C)	1967	86370	Ball Gear	1	100-245	1972	86370	Ball Gear-Outer	2
90 (D)	1967	86090	Ball Gear	1	100-260	1973-1979	85010	Ball Gear-Inner	1
100 - 245	1972-1973	86090	Ball Gear	1	100-260	1973-1981	86010	Ball Gear-Outer	2
100 - 260	1973-1981	86080	Ball Gear	2	120-260	1980-1981	85010	Ball Gear-Inner	2
120 (A)	1967	86090	Ball Gear	1	120-260 (A)	1980-1981	86060	Clutch	2
120 (B)	1967	86370	Ball Gear	1	2.5L-5.7L	1981-1986	86060	Clutch	2
120 (A)	1967	86090	Impeller Hsg	2	2.5L-5.7L	1981-1986	85010	Ball Gear-Inner	2
120 - 210	1968	86090	Impeller Hsg	2	(A) 120, 140 1980C Models 185-260 1980 K & U Models.				
155	1967	86090	Impeller Hsg	2	(B) C Models IN 1980.				
155 (E)	1967	86370	Ball Gear	1	<b>Notes:</b>				
155	1967	86090	Ball Gear	1					
185	1967	86370	Ball Gear	1					
200 (F)	1967	86370	Ball Gear	1					
200 (G)	1967	86090	Impeller Hsg	2					
200 (G)	1967	86090	Ball Gear	1					
2.5L - 5.7L	1981-1986	86080	Ball Gear	2					
2.5L - 5.7L	1981-1986	86090	Impeller Hsg	2					
(A) CU,CUE 16C Models (E) HU,HUE 15S Models									
(B) CU 15S Models (F) TU,TUE 15S Models									
(C) DU, DUE 14D Models (G) TU,TUE 16C Models									
(D) DU,DUE 15S Models									
<b>Stringer Mount Lower Gearcase</b>									
80 / 90	1968-1971	86070	Brg. Ret.-Lower	2					
80 / 90	1968-1971	86070	Prop shaft	2					
88 / 90	1964-1968	85110	Brg. Retainer	1					
80-260	1968-1981	86040	Brg Ret.-Upper	1					
80-260	1968-1981	86050	Brg. Ret.-Middle	2					
110-200 (A)	1964-1967	85110	Brg. Retainer	2					
11 0-245 (A)	1964-1977	85110	Prop Shaft	2					



# OMC

## O-RINGS


























































GLM	OEM	I.D.	O.D.	W.	GLM	OEM	I.D.	O.D.	W.	GLM	OEM	I.D.	O.D.	W.
<b>Table By OEM Numbers</b>														
80120	202893	3/8	1/2	1/16	81230	309731	1-3/16	1-3/8	3/32	81100	329381	3/8	9/16	3/32
81070	310824	7/32	13/32	3/32	82250	310327	1-7/8	2-1/8	1/8	80100	332583	1/4	3/8	1/16
45230	301877	31/128	73/128	21/128	82390	310414	3-5/8	3-7/8	1/8	80100	332584	1/4	3/8	1/16
81170	301967	13/16	1	3/32	82100	310584	3/4	1	1/8	81080	333572	1/4	7/16	3/32
82260	302337	2	2-1/4	1/8	81160	310585	3/4	15/16	3/32	81450	338518	2-9/16	2-3/4	3/32
82170	302493	1-3/16	1-7/16	1/8	81160	310967	3/4	15/16	3/32	81300	338522	1-5/8	1-13/16	3/32
81260	302537	1-3/8	1-9/16	3/32	80180	311338	3/4	7/8	1/16	81120	339543	1/2	11/16	3/32
82140	302540	1	1-1/4	1/8	82480	313175	4-3/4	5	1/8	82360	553126	3-1/4	3-1/2	1/8
82240	302588	1-3/4	2	1/8	81310	313340	1-11/16	1-7/8	3/32	81220	554545	1-1/8	1-5/16	3/32
81100	303067	3/8	9/16	3/32	82370	313446	3-3/8	3-5/8	1/8	81550	908194	4	4-3/16	3/32
80110	303191	5/16	7/16	1/16	81340	313754	1-7/8	2-1/16	3/32	81440	908383	2-1/2	2-11/16	3/32
81110	303347	7/16	5/8	3/32	80220	314491	1	1-1/8	1/16	81140	909047	5/8	13/16	3/32
82150	303360	1-1/16	1-5/16	1/8	81380	314728	2-1/8	2-5/16	3/32	41120	909048	1/2	11/16	3/32
80140	304174	1/2	5/8	1/16	80100	317178	1/4	3/8	1/16	42140	909139	1	1-1/4	1/8
82400	305123	3-3/4	4	1/8	45200	318372	8mm	16mm	4mm	80230	909140	1-1/16	1-3/16	1/16
82080	305146	5/8	7/8	1/8	83250	318717	1-1/2	1-7/8	3/16	81280	909316	1-1/2	1-11/16	3/32
82030	305242	5/16	9/16	1/8	83200	319085	1-1/8	1-1/12	3/16	81090	909747	5/16	1/2	3/32
82230	305270	1-5/8	1-7/8	1/8	81330	319662	1-13/16	2	3/32	82520	910238	5-1/4	5-1/2	1/8
80100	305739	1/4	3/8	1/16	82130	320140	15/16	1-3/16	1/8	82250	910582	1-7/8	2-1/8	1/8
82310	307082	2-5/8	2-7/8	1/8	82320	320303	2-3/4	3	1/8	80100	911311	1/4	3/8	1/16
80130	307450	7/16	9/16	1/16	80080	321117	3/16	5/16	1/16	82380	911686	3-1/2	3-3/4	1/8
80090	307853	7/32	11/32	1/16	81250	322501	1-5/16	1-1/2	3/32	82430	911700	4-1/8	4-3/8	1/8
82350	308621	3-1/8	3-3/8	1/8	80090	322598	7/32	11/32	1/16	81210	911718	1-1/16	1-1/4	3/32
81290	308458	1-9/16	1-3/4	3/32	81140	322649	5/8	13/16	3/32	81230	911871	1-3/16	1-3/8	3/32
81190	308624	15/16	1-1/8	3/32	82460	326741	4-1/2	4-3/4	1/8	45080	925093	70mm	76mm	3mm
81270	308626	1-7/16	1-5/8	3/32	82440	326849	4-1/4	4-1/2	1/8	81180	3852565	7/8	1-1/6	3/32
82280	308627	2-1/4	2-1/2	1/8	45230	326956	31/128	73/128	21/128					
81400	308876	2-1/4	2-7/16	3/32	81140	329380	5/8	13/16	3/32					

### Table By Nominal Size

80080	321117	3/16	5/16	1/16	81170	301967	13/16	1	3/32	82170	302493	1-3/16	1-7/16	1/8
80090	307853	7/32	11/32	1/16	81180	3852565	7/8	1-1/16	3/32	82230	305270	1-5/8	1-7/8	1/8
80090	322598	7/32	11/32	1/16	81190	308624	15/16	1-1/8	3/32	82240	302588	1-3/4	2	1/8
80100	305739	1/4	3/8	1/16	81210	911718	1-1/16	1-1/4	3/32	82250	310327	1-7/8	2-1/8	1/8
80100	317178	1/4	3/8	1/16	81220	554545	1-1/8	1-5/16	3/32	82250	910582	1-7/8	2-1/8	1/8
80100	332583	1/4	3/8	1/16	81230	309731	1-3/16	1-3/8	3/32	82260	302337	2	2-1/4	1/8
80100	332584	1/4	3/8	1/16	81230	911871	1-3/16	1-3/8	3/32	82280	308627	2-1/4	2-1/2	1/8
80100	911311	1/4	3/8	1/16	81250	322501	1-5/16	1-1/2	3/32	83210	307082	2-5/8	2-7/8	1/8
80110	303191	5/16	7/16	1/16	81260	302537	1-3/8	1-9/16	3/32	82320	320303	2-3/4	3	1/8
80120	202893	3/8	1/2	1/16	81270	308626	1-7/16	1-5/8	3/32	82350	308621	3-1/8	3-3/8	1/8
80130	307450	7/16	9/16	1/16	81280	909316	1-1/2	1-11/16	3/32	82360	553126	3-1/4	3-1/2	1/8
80140	304174	1/2	5/8	1/16	81290	308458	1-9/16	1-3/4	3/32	82370	313446	3-3/8	3-5/8	1/8
80180	311338	3/4	7/8	1/16	81300	338522	1-5/8	1-13/16	3/32	82380	911686	3-1/2	3-3/4	1/8
80220	314491	1	1-1/8	1/16	81310	313340	1-11/16	1-7/8	3/32	82390	310414	3-5/8	3-7/8	1/8
80230	909140	1-1/16	1-3/16	1/16	81330	319662	1-13/16	2	3/32	82400	305123	3-3/4	4	1/8
41120	909048	1/2	11/16	3/32	81340	313754	1-7/8	2-1/16	3/32	82430	911700	4-1/8	4-3/8	1/8
80170	301824	7/32	13/32	3/32	81380	314728	2-1/8	2-5/16	3/32	82440	326849	4-1/4	4-1/2	1/8
81080	333572	1/4	7/16	3/32	81400	308876	2-1/4	2-7/16	3/32	82460	326741	4-1/2	4-3/4	1/8
81090	909747	5/16	1/2	3/32	81440	908383	2-1/2	2-11/16	3/32	82480	313175	4-3/4	5	1/8
81100	303067	3/8	9/16	3/32	81450	338518	2-9/16	2-3/4	3/32	82520	910238	5-1/4	5-1/2	1/8
81100	329381	3/8	9/16	3/32	81550	908194	4	4-3/16	3/32	45230	301877	31/128	73/128	21/128
81110	303347	7/16	5/8	3/32	42140	909139	1	1-1/4	1/8	45230	326956	31/128	73/128	21/128
81120	339543	1/2	11/16	3/32	82030	305242	5/16	9/16	1/8	83200	319085	1-1/8	1-1/2	3/16
81140	326649	5/8	13/16	3/32	82080	305146	5/8	7/8	1/8	83250	318717	1-1/2	1-7/8	3/16
81140	329380	5/8	13/16	3/32	82100	310584	3/4	1	1/8	45080	925093	70mm	76mm	3mm
81140	909047	5/8	13/16	3/32	82130	320140	15/16	1-3/16	1/8	45200	318372	8mm	16mm	4mm
81160	310585	3/4	15/16	3/32	82140	302540	1	1-1/4	1/8					
81160	310967	3/4	15/16	3/32	82150	303360	1-1/16	1-5/16	1/8					





























































# Volvo Penta

## VOLVO PENTA - QUICK REFERENCE / ENGINE SIDE

Models	Impeller Kit	Thermostat Kit	Complete Tune-Up Kit	Recirculating Water Pump	Exhaust Elbow	Exhaust Manifold
3.0GL MMDA 3.0GS PMDA	 89540	 13440	 71830	 15100	 51340	 51450
3.0GS MHUB / MNCA 3.0GS PHUB / PNCA	 89540	 13440	 71830	 15100	 51340	 51450
3.0GS MLKD / MBYMCE 3.0GS PLKD / PBYMCE	 89540	 13441	 71830	 15100	 51340	 51450
3.0GS MWTR / MWTS 3.0GS PWTR / PWTS	 89540	 13441	 71830	 15100	 51340	 51450
3.0GS MEFS / PFES	 89540	 13441	 71830	 15100	 51340	 51450
3.0GSM-A / B / C 3.0GSP-A / B / C	 89540	 13441	 71830	 15100	 51340	 51450
3.0GLM-A / B / C 3.0GLP-A / B / C	 89540	 13441	 71830	 15100	 51340	 51450
3.0GLP-D / E 3.0GLP-J / N	 89310	 13441	 71830	 15100	 51340	 51450
3.0GXi-J 3.0GXiC-J	 89310	 13080	-	 15100	-	-
430A 431A	 89310	 13381	 71750	 15201	 51520	 51640























































# Volvo Penta





























































VOLVO PENTA - QUICK REFERENCE / ENGINE SIDE						
Models	Impeller Kit	Thermostat Kit	Complete Tune-Up Kit	Recirculating Water Pump	Exhaust Elbow	Exhaust Manifold
430B 431B	 89540	 13381	 71750	 15201	 51520	 51640
432A 434A	 89540	 13381	 71820	 15201	 51520	 51640
4.3GLM MDA 4.3GLP MDA 4.3GSP MDA	 89540	 13431	 71820	 15201	 51330	 51480
4.3GLP HUB 4.3GSP HUB 4.3GSP HUS	 89540	 13431	 71820	 15201	 51330	 51480
4.3GL PNCA / PNCM 4.3GL PNCS / PNCSB 4.3GS PNCA / PNCM 4.3GS PNCS / PNCSB 4.3Gi PNCA / PNCM 4.3Gi PNCS / PNCSB	 89540	 13431	 71820	 15201	 51330	 51480
4.3GL PLK / PBY 4.3GS PLK / PBY 4.3Gi PLK / PBY	 89540	 13431	 71820	 15201	 51330	 51480
4.3GL PWT / PEF 4.3GLP-A 4.3GS PWT 4.3Gi PWT / PEF	 89540	 13431	 71820	 15201	 51330	 51480
4.3GLP-B / C / D 4.3GL-E	 89540	 13025	 71820	 15201	 51330	 51480
4.3GL-EF	 89540	 13045	 71820	 15201	 51330	 51480
4.3GL-G 4.3GL-GF	 89310	 13025	 71820	 15201	 51330	 51480



# Volvo Penta

VOLVO PENTA - QUICK REFERENCE / ENGINE SIDE						
Models	Impeller Kit	Thermostat Kit	Complete Tune-Up Kit	Recirculating Water Pump	Exhaust Elbow	Exhaust Manifold
4.3GL-J	 89310	 13025	 71820	-	 51336	-
4.3GL-JF 4.3GL-J1)	 89310	 13045	 71820	-	 51336	-
4.3GX1-A	 89540	 13431	 71820	 15201	 51330	 51480
4.3GX1-B 4.30Si-B	 89540	 13431	 71890	 15201	 51330	 51480
4.3GX1-BF / CF 4.3GX1-DF / EF 4.30Si-BF / CF 4.30Si-DF / EF	 89540	 13045	 71890	 15201	 51330	 51480
4.3GX1-C / D / E 4.30Si-C / D / E	 89540	 13025	 71890	 15201	 51330	 51480
4.3GX1-F / G 4.30Si-F / G	 89310	 13025	 71890	 15201	 51330	 51480
4.3GX1-FF / GF 4.30Si-FF / GF	 89310	 13045	 71890	 15201	 51330	 51480
4.3GX1-J 4.30Si-J 4.3GX1-E-M	 89310	 13025	 71890	-	 51336	-
4.3GX1-JF 4.3GX1-J1) 4.30Si-JF 4.3GX1-E-M1)	 89310	 13045	 71890	-	 51336	-





























































# Volvo Penta

VOLVO PENTA - QUICK REFERENCE / ENGINE SIDE						
Models	Impeller Kit	Thermostat Kit	Complete Tune-Up Kit	Recirculating Water Pump	Exhaust Elbow	Exhaust Manifold
500B 501B 570A 572A	 89540	 13381	 71730	 15201	 51510	 51630
5.0GL-A 5.0GL PEF 5.0GL PWT 5.0GL PBY	 89540	 13431	 71730	 15201	 51330	 51430
5.7GL-A 5.7GL PMDA 5.7GL PNCS 5.7GL PLK	 89540	 13431	 71730	 15201	 51330	 51430
5.7GS PLK 5.7GS PBY 5.7GS PWT 5.7GS PEF	 89540	 13431	 71730	 15201	 51330	 51430
5.0GL-B 5.7GL-B	 89540	 13431	 71880	 15201	 51330	 51430
5.0GL-C / D / E 5.7GL-C / D / E	 89540	 13025	 71880	 15201	 51330	 51430
5.0GL-F 5.0GL-G	 89310	 13025	 71880	 15201	 51330	 51430
5.0GL-FF 5.0GL-GF	 89310	 13045	 71880	 15201	 51330	 51430
5.0GL-J	 89310	 13025	 71880	 15201	 51338	 51430
5.0GL-JF 5.0GL-J1)	 89310	 13045	 71880	 15201	 51338	 51430
























































# Volvo Penta

## VOLVO PENTA - QUICK REFERENCE / ENGINE SIDE





















































Models	Impeller Kit	Thermostat Kit	Complete Tune-Up Kit	Recirculating Water Pump	Exhaust Elbow	Exhaust Manifold
5.0Gi 5.0Gi PBY 5.0GXi-A 5.7Gi-A 5.7Gi PLK 5.7GLi PLK	 <b>89540</b>	 <b>13431</b>	 <b>71880</b>	 <b>15201</b>	 <b>51330</b>	 <b>51430</b>
5.7Gi PHUS 5.7Gi PMA 5.7Gi PNCA 5.7Gi PNCB 5.7Gi PNCM 5.7Gi PNCS	 <b>89540</b>	 <b>13431</b>	 <b>71880</b>	 <b>15201</b>	 <b>51330</b>	 <b>51430</b>
5.7GSi PLK 5.7GSi PBY 5.7GSi PWTR 5.7GSi PEFS 5.7GXi-A / B	 <b>89540</b>	 <b>13431</b>	 <b>71880</b>	 <b>15201</b>	 <b>51330</b>	 <b>51430</b>
5.0GXi-B 5.0OSi-B 5.7Gi-B 5.7OSi-A 5.7GXi-C 5.7OSXi-A	 <b>89540</b>	 <b>13431</b>	 <b>71890</b>	 <b>15201</b>	 <b>51330</b>	 <b>51430</b>
5.0GXi-BF 5.0OSi-BF 5.7Gi-BF 5.7OSi-AF 5.7GXi-CF 5.7OSXi-AF	 <b>89540</b>	 <b>13045</b>	 <b>71890</b>	 <b>15201</b>	 <b>51330</b>	 <b>51430</b>
5.0GXi-C / D 5.0OSi-C / D 5.7Gi-C / D 5.7OSi-B / C 5.7GXi-D / E 5.7OSXi-B / C	 <b>89540</b>	 <b>13025</b>	 <b>71890</b>	 <b>15201</b>	 <b>51330</b>	 <b>51430</b>
5.0GXi-CF / DF 5.0OSi-CF / DF 5.7Gi-CF / DF 5.7OSi-BF / CF 5.7GXi-DF / EF 5.7OSXi-BF / CF	 <b>89540</b>	 <b>13045</b>	 <b>71890</b>	 <b>15201</b>	 <b>51330</b>	 <b>51430</b>
5.0GXi-E 5.0OSi-E 5.7Gi-E 5.7OSi-D 5.7GXi-F 5.7OSXi-D	 <b>89540</b>	 <b>13025</b>	 <b>71890</b>	 <b>15201</b>	 <b>51330</b>	 <b>51430</b>
5.0GXi-EF 5.0OSi-EF 5.7Gi-EF 5.7OSi-DF 5.7GXi-FF 5.7OSXi-DF	 <b>89540</b>	 <b>13045</b>	 <b>71890</b>	 <b>15201</b>	 <b>51330</b>	 <b>51430</b>
5.0GXi-F / G 5.0OSi -F / G 5.7Gi-F / G 5.7OSi-E / G 5.7GXi-G / H 5.7OSXi -E / G	 <b>89310</b>	 <b>13025</b>	 <b>71890</b>	 <b>15201</b>	 <b>51330</b>	 <b>51430</b>

# Volvo Penta

VOLVO PENTA - QUICK REFERENCE / ENGINE SIDE						
Models	Impeller Kit	Thermostat Kit	Complete Tune-Up Kit	Recirculating Water Pump	Exhaust Elbow	Exhaust Manifold
5.0GXi-FF / GF 5.0OSi-FF / GF 5.7Gi-FF / GF 5.7OSi-EF / GF 5.7OSXi-EF / GF 5.7GXi-GF / HF	 89310	 13045	 71890	 15201	 51330	 51430
5.0GXi-J / N 5.0OSi-J 5.7Gi-J / N 5.7OSi-J 5.7GXi-J / N 5.7OSXi-J	 89310	 13025	 71890	 15201	 51338	 51430
5.0GXi-JF / J <sub>1</sub> / N <sub>1</sub> ) 5.0OSi-JF 5.7Gi-JF / J <sub>1</sub> / N <sub>1</sub> ) 5.7OSi-JF 5.7GXi-JF / J <sub>1</sub> / N <sub>1</sub> ) 5.7OSXi-JF	 89310	 13045	 71890	 15201	 51338	 51430
5.0GXiE-J / K / M / N 5.0SiE-J 5.7GiE-J / K / M / N 5.7OSiE-J 5.7GXiE-J / K / M / N 5.7OSXiE-J	 89310	 13025	 71890	 15201	 51338	 51430
5.0GXiE-JF / KF / MF / N <sub>1</sub> ) 5.0OSiE-JF 5.7GiE-JF / KF / MF / N <sub>1</sub> ) 5.7OSiE-JF 5.7GXiE-JF / KF / MF / N <sub>1</sub> )	 89310	 13045	 71890	 15201	 51338	 51430
5.0FLPMDA 5.8FLPMDA	 89610	 13431	 71730	-	 51330	 51490
5.0FLPHU 5.0FLPNCA 5.0FLPNCM 5.0FLPNCS 5.0FLPNCB	 89540	 13431	 71730	-	 51330	 51490
5.8FLPHU 5.8FLPNCA 5.8FLPNCM 5.8FLPNCS 5.8FLPNCB	 89540	 13431	 71730	-	 51330	 51490
5.0FiPMDA 5.0FiPMDM 5.8FiPMDA 5.8FiPMDM	 89610	 13431	-	-	 51334 - stbd 51332 - port	 51490
5.0FiPHU 5.8FiPHU 5.8FSiPHU	 89540	 13431	-	-	 51334 - stbd 51332 - port	 51490













































# Volvo Penta

































































VOLVO PENTA - QUICK REFERENCE / ENGINE SIDE						
Models	Impeller Kit	Thermostat Kit	Complete Tune-Up Kit	Recirculating Water Pump	Exhaust Elbow	Exhaust Manifold
5.0FiPNCA 5.0FiPNCM 5.8FiPNCA 5.8FiPNCM 5.8FSiPNCA	 89540	 13431	-	-	 51334 - stbd 51332 - port	 51490
5.0FiPNCS 5.0FiPNCB 5.8FiPNCS 5.8FiPNCB 5.8FSiPNCD 5.8FSiPNCS	 89540	 13431	-	-	 51334 - stbd 51332 - port	 51490
740A 740B	-	 13381	 71730	 15301	-	-
7.4GLPMD 8.2GLPMD	 89610	 13028	 71730	 15301	 51330	 51500
7.4GL PHU 7.4GL PLK 7.4GL PNCA 7.4GL PNCB 7.4GL PNCM 7.4GL PNCS	 89540	 13028	 71730	 15301	 51330	 51500
7.4Gi-PHUB / PNCA 7.4Gi-PNBM 7.4GSi-PHUB / XNCM 7.4Gi-PNCS / PNCB 7.4Gi-PLKD / PLKE	 89540	 13028	 71880	 15301	 51330	 51500
7.4GSiXNCB 7.4GiPBY 8.2GSiXNCB DPX385 / DPX415 LK / BY	 89540	 13028	 71880	 15301	 51330	 51500
7.4Gi PWT 7.4Gi PEF	 89540	 13028	 71880	 15301	 51330	 51500
7.4GSi XWT / XEF 8.2GSi XWT / XEF DPX385 XWT / XEF DPX415 XWT / XEF	 89540	 13028	 71880	 15301	 51330	 51500
8.1Gi-A / B 8.1GSi-A 8.1GXi-A DPX375-A / B DPX420-A / B	 89540	 13065	-	 15330	 51330	 51500




































# Volvo Penta

VOLVO PENTA - QUICK REFERENCE / ENGINE SIDE						
Models	Impeller Kit	Thermostat Kit	Complete Tune-Up Kit	Recirculating Water Pump	Exhaust Elbow	Exhaust Manifold
8.1Gi-BF / CF / DF 8.1Gi- EF / FF 8.1GXi-AF / BF / CF 8.1GXi-DF / EF	 <b>89540</b>	 <b>13045</b>	-	 <b>15330</b>	 <b>51330</b>	 <b>51500</b>
8.1OSi-AF / BF DPX375-BF / CF DPX420-BF / CF	 <b>89540</b>	 <b>13045</b>	-	 <b>15330</b>	 <b>51330</b>	 <b>51500</b>
8.1Gi-C / D / E / F 8.1GXi-B / C / D / E 8.1OSi-A / B	 <b>89540</b>	 <b>13065</b>	-	 <b>15330</b>	 <b>51330</b>	 <b>51500</b>
8.1Gi-G / H / J 8.1GXi-F / G / J 8.1OSi-C / D	 <b>89310</b>	 <b>13065</b>	-	 <b>15330</b>	 <b>51330</b>	 <b>51500</b>
8.1Gi-GF / HF 8.1GXi-FF / GF 8.1OSi-CF / DF	 <b>89310</b>	 <b>13045</b>	-	 <b>15330</b>	 <b>51330</b>	 <b>51500</b>
8.1Gi-E / J / K / M 8.1GXiE-J / K / M 8.10Si-J 8.10SiE-J	 <b>89310</b>	 <b>13065</b>	-	 <b>15330</b>	 <b>51330</b>	 <b>51500</b>
8.1Gi-JF / J <sub>1</sub> ) 8.1GiE-JF / KF 8.1GiE-MF / M <sub>1</sub> ) 8.1GXi-JF / J <sub>1</sub> )	 <b>89310</b>	 <b>13065</b>	-	 <b>15330</b>	 <b>51330</b>	 <b>51500</b>
8.1GXiE-JF / KF 8.1GXiE- MF / M <sub>1</sub> ) 8.10Si-JF 8.10SiE - JF	 <b>89310</b>	 <b>13065</b>	-	 <b>15330</b>	 <b>51330</b>	 <b>51500</b>
DPX500 DPX525 DPX600	 <b>89310</b>	-	-	 <b>15330</b>	-	-

# Volvo Penta

VOLVO PENTA - QUICK REFERENCE / DRIVE SIDE							
Models	U-Joint Bellow Kit	Exhaust Bellow Kit	Anode Kit	Setting Pin Kit	Tilt Bushings	Prop Service Kit	Gear Housing Seal Kit
200	 89030	 89020	 12785	 23080	 23090	 23121	 87760 87780
250	 89030	 89020	 12780/12785	 23080	 23090/23130	 23121	 87760 87780
270 270T	 89030	 89020	 12780/12784	 23080	 23090/23091 23130	 23122	 87760 87780
275 275A 285A	 89030	 89020	 12780/12784	 23080	 23090/23130	 23120	 87760 87780
280 280TA 280PT	 89030	 89020	 12896	 23080	 23090/23091 23130	 23120/23122	 87760 87780
280DP	 89030	 89020	 12898	 23080	 23090/23130	-	 87760 87770
290 290A	 89030	 89020	 12897	-	 23092	 23123	 87760 87780
SP-A SP-A1 SP-A2	 89030	 89020	 12897	-	 23092	 23123	 87760 87780
SP-C SP-C1 SP-E	 89030	 89020	 12897	-	 23093	 23124	 87760 87780
290DP	 89030	 89020	 12899	-	 23092	-	 87760 87770

# Volvo Penta

VOLVO PENTA - QUICK REFERENCE / DRIVE SIDE							
Models	U-Joint Bellow Kit	Exhaust Bellow Kit	Anode Kit	Setting Pin Kit	Tilt Bushings	Prop Service Kit	Gear Housing Seal Kit
DP-A / A1 / A2 DP-B / B1	 89030	 89020	 12899	-	 23092	-	 87760  87770
DP-C / C1 DP-D / D1 DP-E	 89030	 89020	 12899	-	 23093	-	 87760  87770
DP-G	 89030	-	 12899	-	 23093	-	-
DPX-S DPX-S1 DPX-R	 89030	 89020	-	-	-	-	 87760 -
DPX-A	-	 89020	-	-	-	-	-
DPH-A / B	-	-	 12933	-	-	-	-
DPR-A/B	-	-	 12948	-	-	-	-
SX-S	 89200	 89190	 12921	-	-	-	 87740
SX-C SX-R SX-M	 89200	 89190	 12921	-	-	-	 87740/87750
DP-S	 89200	 89190	 12921	-	-	-	 87740

# Volvo Penta

VOLVO PENTA - QUICK REFERENCE / DRIVE SIDE							
Models	U-Joint Bellow Kit	Exhaust Bellow Kit	Anode Kit	Setting Pin Kit	Tilt Bushings	Prop Service Kit	Gear Housing Seal Kit
DP-SM	 89200	 89190	 12921	-	-	-	 87740
SX-A	 89200	-	 12938	-	-	-	-
DPS-A / B DPS-A OXi DPS-B OXi	 89200	-	 12938	-	-	-	-
XDP	-	-	 12941	-	-	-	-





## Limited Warranty of GLM Products, Inc.

1. This product of GLM Products, Inc. ("GLM") is warranted to be free from defects in material and workmanship for a period of two years from the date of purchase for aluminum elbow/manifold and all other GLM parts and accessories, three years from the date of purchase for cast iron elbow/manifold. Products used for commercial, rental, or income producing activity are warranted for a period of ninety (90) days. Only a person who has proof of purchase of the GLM product will receive warranty service.
2. GLM does not warrant or make any representations in respect to installation errors made by a servicing dealer, servicing mechanic, or the individual. This warranty applies to defects in material and workmanship only, it does not apply to the following: alteration, removal of parts, adjustments, tune-ups, normal wear, damages due to accident, improper installation or service, misuse, neglect, lack of maintenance, use of any accessory or part not manufactured or sold by GLM, operation with fuels, oils, or lubricants which are not suitable for use with the product, water entering engine cylinder through exhaust system or carburetor, participation in or preparing for racing or other competitive activity or operating with a racing type lower unit. GLM's liability under this warranty shall be terminated on any part damaged by flood, fire, storm, or other natural acts or where the model number and other identification has been altered, defaced or removed.
3. GLM will not be liable for any labor charges and incidental, consequential (such as loss of business), special or indirect damages resulting from the product or caused by the defect or reasonable delay in correcting the defect are not covered under the warranty.
4. GLM reserves the right to inspect and determine whether or not any part has failed due to a defect in material or workmanship. **Do not disassemble any parts including drive units that have been assembled by GLM. GLM's obligation shall be limited to repairing, replacing or crediting the product determined to be defective, at GLM's sole discretion:** GLM reserves the right to credit refund your purchase price for the product rather than repair or replace the product, or any part thereof. Any part is covered only for the original warranty period. Once the warranty on the product has expired, the warranty on any replaced or repaired part also expires. GLM shall be allowed to keep parts it deems defective under this warranty.
5. **ALL WARRANTIES BY AND FROM GLM, EXPRESS OR IMPLIED, INCLUDING WITHOUT LIMITATION IMPLIED WARRANTIES OF MERCHANTABILITY AND FITNESS FOR A PARTICULAR PURPOSE, ARE LIMITED IN DURATION TO THE DURATION OF THIS WARRANTY FOR THE PRODUCT INVOLVED. GLM DOES NOT WARRANT, GUARANTEE OR MAKE ANY REPRESENTATIONS REGARDING THE USE OR THE RESULTS OF THE USE OF THE PRODUCT IN TERMS OF ITS CORRECTNESS, RELIABILITY OR OTHERWISE. THE ENTIRE RISK AS TO THE RESULT AND PERFORMANCE OF THE PRODUCT IS ASSUMED BY YOU. IN NO EVENT WILL GLM, OR ITS RESPECTIVE DIRECTORS, OFFICERS, EMPLOYEES OR AGENTS (COLLECTIVELY, "GLM") BE LIABLE TO YOU FOR ANY CONSEQUENTIAL, INCIDENTAL, SPECIAL OR INDIRECT DAMAGES (INCLUDING DAMAGES FOR LOSS OF BUSINESS PROFITS, BUSINESS INTERRUPTION, LOSS OF BUSINESS INFORMATION AND THE LIKE) ARISING OUT OF THE USE OR INABILITY TO USE THE PRODUCT.** GLM's liability to you for actual damages from any cause whatsoever, and regardless of the form of the action (whether in contract, tort (including negligence), product liability or otherwise), will be limited to the purchase price paid for the product. No GLM dealer, agent or employee is authorized to make any modification or extension to this warranty. Because some states do not allow the exclusion of implied warranties and/or the exclusion or limitation of liability for consequential or incidental damages, the above limitations may not apply to you. This warranty gives you specific legal rights, and you may have other rights which vary from state to state.
6. You are required to notify GLM of any defect within the applicable warranty period and immediately obtain from GLM or its distributor a warranty application and a GLM RGA number. Upon GLM's receipt of the completed warranty application and part claimed under this warranty (with the GLM RGA number marked on the shipping and packaging of the part), GLM will inspect the part for warranty coverage. Only when the defect is covered by the warranty will the part be repaired or replaced, at GLM's sole option. If warranty service is required, you must deliver your product, at your expense, with proof-of-purchase (including original purchase invoice and invoice for installation of warranted part) to GLM for repair. Service is provided by GLM at its corporate headquarters at 705 Los Angeles Avenue, Monrovia, California 91016, Tel: (626) 357-0077, Fax: (626) 357-0600. When repair is completed, GLM will ship back to its indicated address. Shipping methods will be determined by GLM.
7. This warranty comprises the sole and entire warranty pertaining to the product furnished to you by GLM, and GLM makes no other warranty, guarantee or representation of any kind whatsoever pertaining to the product. Any other representations, or promises by any person are unauthorized and are not binding upon GLM unless in writing.

# Warranty Service Procedure

- 1) GLM will directly and promptly approve and honor legitimate warranty claims on products only under the condition that the claim is made through a servicing Dealer.  
**\*\*Do not disassemble any parts including drive units that have been assembled by GLM.\*\***
- 2) GLM will credit or reimburse the Dealer for qualified warranty claims submitted that comply to GLM identified warranty policies.

ANY CLAIM UNDER GLM'S WARRANTY (Please see Limited Warranty of GLM Products) SHALL BE IN WRITING TO GLM PRODUCTS, INC. WITHIN THE WARRANTY PERIOD. TO ASSURE FAST AND EFFICIENT SERVICE PLEASE SHIP ALL WARRANTY PART(S) AND DOCUMENTATION DIRECTLY TO GLM. ALL WARRANTY CLAIM PRODUCTS MUST BE SHIPPED FREIGHT PREPAID TO GLM FOR WARRANTY INSPECTION. (FREIGHT CHARGES WILL BE REIMBURSED ONLY UPON APPROVAL ON WARRANTY).

- 1) All returns must have a GLM "RGA#" assigned (contact GLM directly for the "Returned Goods Authorization #"). Packages or boxes without your assigned RGA# on the outside and on all related submitted documents will be refused. No returns will be accepted without a RGA#.
- 2) All returns must include a copy of the completed warranty application. (Application is available at [www.glmmarine.com](http://www.glmmarine.com), on the back of each GLM's catalog or through your GLM distributor.)
- 3) **ALL** parts involved in the claim.
- 4) Copy of invoices as follows:
  - Original purchase invoice from dealer.
  - Original invoice for installation of warranted parts.
  - Proposed invoice/work-order to GLM, if any, for warranty claim.

NOTE: GLM complies with OEM standard flat hours and rates.  
Copies of all invoices for items in above proposed invoice.

**Send parcel(s) to: GLM Products, Inc. – Warranty**  
**705 Los Angeles Avenue**  
**Monrovia, CA 91016 USA**  
**RGA#**



# GLM Products, Inc.

## Warranty Claim Application

**Note:** Please fill out all information and send all requested material. Failure to complete this form and supply all requested material will delay your claim. Do not disassemble units that were assembled by GLM. Other applications that used only GLM parts should have just the parts returned to GLM not the complete unit.

RGA # \_\_\_\_\_ Contact GLM at 626/357-0077 for a Returned Goods Authorization #. All  
 Date Called: \_\_\_\_\_ returned goods **must** have an RGA # marked on package (s) or they will  
 Caller Name: \_\_\_\_\_ be refused. No exceptions. **Ship to: GLM Products, Inc.**  
 Company Name: \_\_\_\_\_ **705 Los Angeles Avenue**  
**Monrovia, CA 91016**

**Distributor Information:**

Company: \_\_\_\_\_ Contact: \_\_\_\_\_ City: \_\_\_\_\_ State: \_\_\_\_\_

**Dealer Information:**

Company: \_\_\_\_\_ Address: \_\_\_\_\_ City: \_\_\_\_\_  
 State: \_\_\_\_\_ Zip: \_\_\_\_\_ Tel: \_\_\_\_\_ Fax: \_\_\_\_\_ Contact: \_\_\_\_\_

**Dealer Customer Information:**

Name: \_\_\_\_\_ Address: \_\_\_\_\_ City: \_\_\_\_\_  
 State: \_\_\_\_\_ Zip: \_\_\_\_\_ Tel: \_\_\_\_\_ Fax: \_\_\_\_\_

**Application Details:**

Manufacturer: \_\_\_\_\_ Model: \_\_\_\_\_ Year: \_\_\_\_\_  
 Length: \_\_\_\_\_ Beam: \_\_\_\_\_ Engine / Drive: \_\_\_\_\_ Horse Power: \_\_\_\_\_

List any modifications to boat or drive system that were not installed by the original manufacturer:

---



---



---



---



---



---



---



---



---



---

**Details of Return:** Please list all item (s) being returned and describe detailed reason for warranty claim.

If you need more space for this description please continue on a blank sheet of paper.

**Documentation and other items required to process warranty:** Please make sure that all items listed are sent with this application. Failure to do so will delay processing this claim.

1. All parts claimed and listed on this application. This is all parts being claimed regardless of manufacturer.
2. Copy of invoices as follows:
 

A. Original purchase invoice from Distributor.	C. Invoice for installation of warranted parts.
B. Proposed invoice to GLM from the Dealer for repairs.	D. Invoices for any other items being claimed

**Note:** GLM reserves the right to credit the Dealer, via the Distributor, for all GLM products involved in this claim.





# Superior Marine Manifolds

MerCruiser V6



**100% Complete**  
*Conversion Kits*

Gaskets & Hardware  
Included

MerCruiser GM V6  
MerCruiser GM V8 S.B.  
MerCruiser GM V8 B.B.  
OMC / Volvo Ford V8 (Carb.)  
OMC / Volvo Ford V8 (EFI)  
Volvo GM V6 th 1993  
OMC / Volvo GM V6  
OMC / Volvo GM V8 S.B.  
Volvo GM V8 to 1991  
OMC / Volvo GM V8 S.B.



**100% Complete**  
*Manifold Sets*

Gaskets & Hardware  
Included

**4-Cylinder thru V8 B.B.**  
*Manifolds*



MerCruiser  
OMC  
Volvo Penta  
Marine Power  
Indmar  
Barr

Gaskets Included

**Dry Joint Alternative**  
*Manifold-Elbow Set*

MerCruiser V6






MerCruiser V8



Gaskets & Hardware  
Included

**and much more!**

*Over 4,000 Aftermarket Marine Parts*



[www.glmmarine.com](http://www.glmmarine.com)





[www.glmmarine.com](http://www.glmmarine.com)

For Current Catalogs & Updates

On-line Catalog Series - Mobile - Tablet - Desktop



**Master**  
(Print Version)



**Manifolds**



**MerCruiser**



**Mercury/Mariner/Force**



**OMC/Volvo Penta**



**Johnson/Evinrude**



**Yamaha**



**Anodes**



GLM Products, Inc.

705 Los Angeles Ave., Monrovia, CA 91016

Tel (626) 357-0077, Fax (626) 357-0600

[info@glmmarine.com](mailto:info@glmmarine.com)

Digital Version:  
GOV22V2