



# Little Harvester


## Premium Worksheets For Children

---

**Fill With  
Colours**

Where does the corn grow?

Help your child colour the corn by painting with some bubble wrap. Just dip and dab on the corn. Have a discussion about corn.



### How This Activity Helps

As your child paints with a bubble wrap, they are exposed to a unique sensory experience.


## Farm Sorting

The farm is filled with different fruits and vegetables. Can you name a few?


Cut out the farm elements and encourage your child to sort the elements by colour. Prompt them to identify each element by its name.




Pumpkin




Tomato



Apple



Grapes



Brinjal



Mango



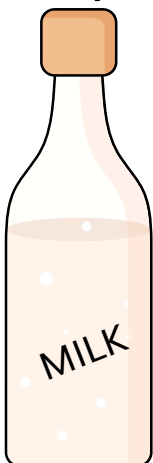


### How This Activity Helps

As your child identifies and sorts the farm elements by their colours, their cognition is enhanced.

## Farm Produce

What things do we get from the farm? Where does milk come from?

Help your child learn about the different farm animals and the products we get from them by tracing over the lines with their finger(s).




### How This Activity Helps

Your child learns more about the farm produce, which expands their knowledge about the farmer's world.

## Farm Animal Cube

What does a horse do? How about a hen? Get ready to imitate the different farm animals!

Cut and glue the cube together. Then, ask your child to roll the cube and imitate the animal that turns up.



### How This Activity Helps


As your child pretends plays as animals, their motor muscles are enhanced.

## Find My Home

Where does a hen, sheep, and cow live on the farm?  
Do you know?

Help your child match the animal with its home by drawing a line using a writing tool. Introduce them to the homes of different farm animals.

1)




Duck

a)



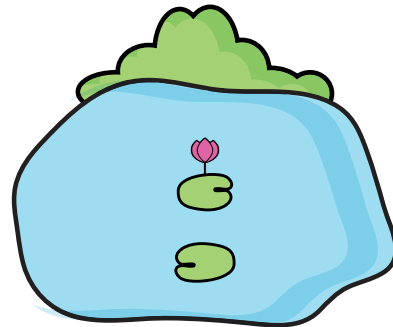
Shed

2)



Sheep

b)




Pond

3)



Cow

c)



Pen

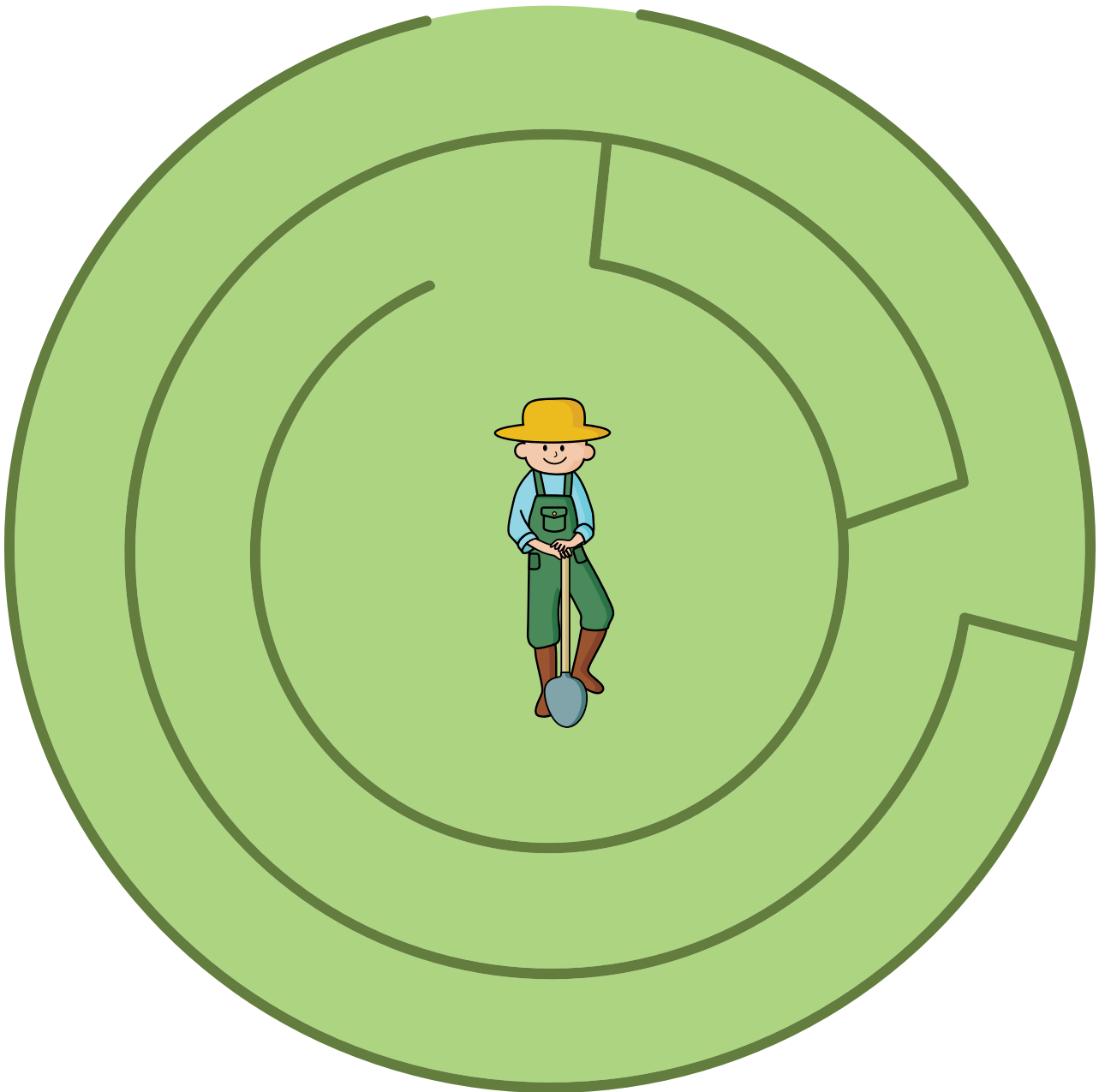

### How This Activity Helps

As your child matches the animals with their homes, their problem-solving abilities are enhanced.

## Lost On The Farm

The farmer needs to reach his tractor! Help the little farmer find his way out.

Help your child guide the farmer through the maze to the tractor. Once done, come up with a simple rhyme about the farmer and his tractor.





### How This Activity Helps

As your child helps the farmer through the maze, they exercise their concentration and problem-solving skills.

## Farm Counting

Let's count with the elements of the farm.

Cut out the number flash cards. Help your child count the number of each element and finger-paint on the number using paint.




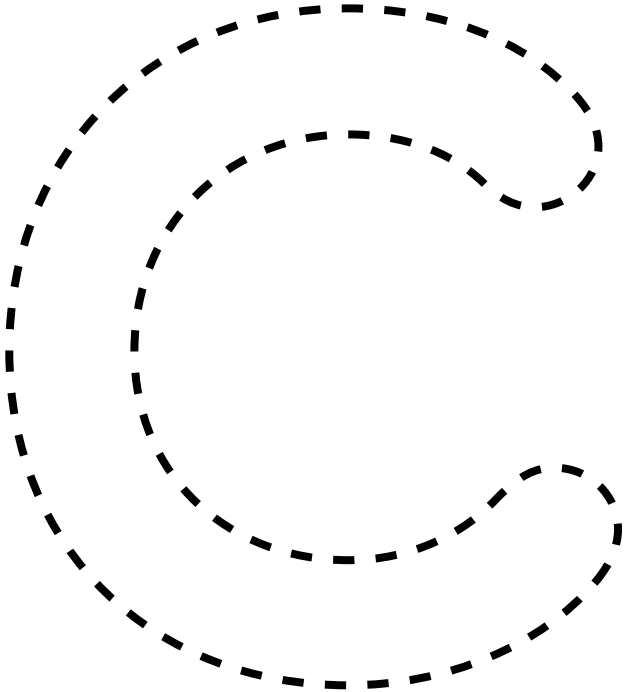
### How This Activity Helps

Your child becomes familiar with the structure of each number. This improves their numeracy.

## F For Farm

F for farm! Farm is a fun place to be in.

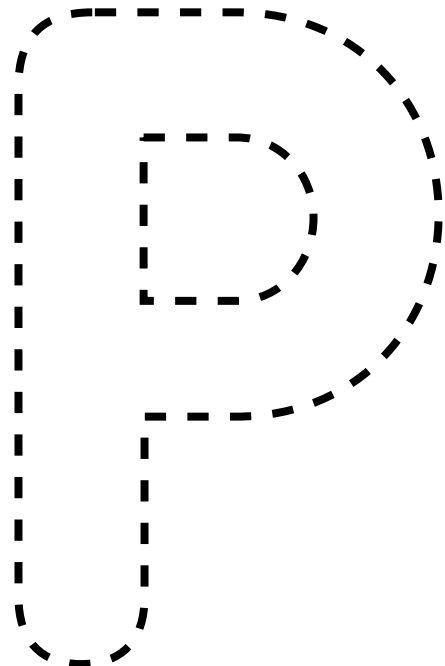
Introduce your child to the different letters and the farm elements associated with them. Let them trace over each letter.



Cow



Pumpkin



### How This Activity Helps

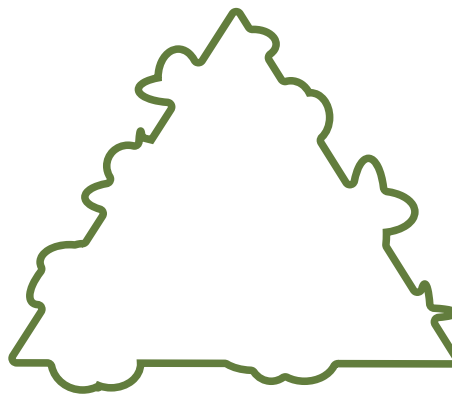



This activity will enable your child to become familiar with the structures of different letters.



## Patches Of Grass

The cows are munching on delicious grass! The patches are of different shapes too!

Help your child identify the shapes — circle, square, triangle — and fill the patches of grass with colour. Prompt them to count the number of patches and then, narrate a story.






### How This Activity Helps

Your child recognises the shapes by name, which enhances their cognition.

## Make A Farm

Where do they belong? On the farm! Let's create one.

Cut out the elements. Help your child identify them. Then, stick them in the following page to complete the farm.



### How This Activity Helps

As your child sticks the farm elements, their creativity develops.

