

LIGHTING FIXTURE SCHEDULE

LEGEND	TYPE	MANUFACTURER	CATALOG NUMBER	WATTS	MNTG	FINISH	LAMP TYPE	VOLTAGE	DESCRIPTION	LOCATION
	B01	EATON - METALUX	22CZ-LD4-39-UNV-L835-CD1-U	41.3 WATTS.	RECESSED	WHITE	LED	120	2x2 LENSED 'CRUZE' CENTER BASKET TROFFER, 3908 DELIVERED LUMENS, 3500K, 85+ CRI	FITNESS.OFFICE#1.OFFICE#2. MARKET.GENERAL.MANAGER.WORK ROOM.EMPLOYEE BREAK ROOM
	B01/E	EATON - METALUX	22CZ-LD4-39-UNV-L835-CD1-U	41.3 WATTS.	RECESSED	WHITE	LED	120	2x2 LENSED 'CRUZE' CENTER BASKET TROFFER, 3908 DELIVERED LUMENS, 3500K, 85+ CRI	FITNESS.OFFICE#1.OFFICE#2. MARKET.GENERAL.MANAGER.WORK ROOM.EMPLOYEE BREAK ROOM
	B06	EATON - METALUX	24GR-LD4-72-F1-UNV-L835-CD1-U	63.7 WATTS.	RECESSED	WHITE	LED	120	2 x 4 RECESSED LENSED TROFFER, A12 SHIELDING, 7174 DELIVERED LUMENS, 3500K, 85+ CRI	AC KITCHEN.LAUNDRY
	B06/E	EATON - METALUX	24GR-LD4-72-F1-UNV-L835-CD1-U	63.7 WATTS.	RECESSED	WHITE	LED	120	2 x 4 RECESSED LENSED TROFFER, A12 SHIELDING, 7174 DELIVERED LUMENS, 3500K, 85+ CRI,WITH MINIMUM 2 HR BATTERY BACKUP	AC KITCHEN.LAUNDRY
	B11	EATON - NEORAY	S123-DR-LO-30-FSR-0047-1-U-DD-1-B	28 WATTS.	RECESSED	BLACK	LED	120	4' LONG FLANGELESS LINEAR BOX, 1740 DELIVERED LUMENS, 3000K, 85+ CRI	RECEPTION FRONT DESK
	D04	CHALLENGER LIGHTING	CA-4441	41 WATTS.	SURFACE	BRONZE	LED	120	SURFACE MOUNT WITH FABRIC SHADE 2700K, 85+ CRI	CORRIDOR
	GB	HYDREL LIGHTING	4800-RD-SS-M75W-12-FL-CLS-NM-3445B-CSL-35-SWM-LP	10 WATTS.	SURFACE	WHITE	LED	120	UNDERWATER POOL ACCENT LED LIGHT WITH REMOTE TRANSFORMER.	POOL
	J05	EATON - METALUX	4WNLED-LD4-40SL-FUNV-L835-CD1-U	36 WATTS.	SURFACE	WHITE	LED	120	4 SURFACE MOUNTED WRAP LED LIGHT, 4062 DELIVERED LUMENS, 3500K, 85+ CRI	STORAGE.ELECTRICAL.MECHANICAL ROOM
	J05/E	EATON - METALUX	4WNLED-LD4-40SL-FUNV-L835-CD1-U	36 WATTS.	SURFACE	WHITE	LED	120	4 SURFACE MOUNTED WRAP LED LIGHT, 4062 DELIVERED LUMENS, 3500K, 85+ CRI	STORAGE.HOUSE KEEPING.TELE-COM.ELECTRICAL.MECHANICAL ROOM.POOL EQUIPMENT
	R70	EATON - HALO	H550ICAT/ML5609930/592	13.4 WATTS.	RECESSED	WHITE	LED	120	5" RECESSED DOWNLIGHT, 842 DELIVERED LUMENS, 3000K, 90+ CRI	WOMEN.MEN
	R70/E	EATON - HALO	H550ICAT/ML5609930/592	13.4 WATTS.	RECESSED	WHITE	LED	120	5" RECESSED DOWNLIGHT, 842 DELIVERED LUMENS, 3000K, 90+ CRI	WOMEN.MEN
	R87	EATON - HALO	PD610ED010-PDM6A93061VH	13 WATTS.	RECESSED	WHITE	LED	120	13"L X7.5" X7H.6" DOWNLIGHT, 763 DELIVERED LUMENS, 3000K, 80+ CRI	ELEVATOR LOBBY
	R87/E	EATON - HALO	PD610ED010-PDM6A93061VH	13 WATTS.	RECESSED	WHITE	LED	120	13"L X7.5" X7H.6" DOWNLIGHT, 763 DELIVERED LUMENS, 3000K, 80+ CRI	ELEVATOR LOBBY
	R90	EATON - METALUX	22CZ-LD4-39-UNV-L835-CD1-U	12.1 WATTS.	RECESSED	WHITE	LED	120	2x2 LENSED 'CRUZE' CENTER BASKET TROFFER, 3908 DELIVERED LUMENS, 3500K, 85+ CRI	RECEPTION.CORRIDOR
	R90/E	EATON - METALUX	22CZ-LD4-39-UNV-L835-CD1-U	12.1 WATTS.	RECESSED	WHITE	LED	120	2x2 LENSED 'CRUZE' CENTER BASKET TROFFER, 3908 DELIVERED LUMENS, 3500K, 85+ CRI	RECEPTION.CORRIDOR
	R92	EATON - PORTFOLIO	LDSQ4A18-D010TE-ESQ4A18-930-4LSQ1-H-WF-HB26	31.5 WATTS.	RECESSED	WHITE	LED	120	4" RECESSED DOWNLIGHT LED, 1160 DELIVERED LUMENS, 3000K, 90 CRI	MEETING ROOM.MEDIA SALON 1.MEDIA SALON 2.LIBRARY.LOBBY.ENTRY.FIREPLACE.PATIO.CORRIDOR.BAR
	R92/E	EATON - PORTFOLIO	LDSQ4A18-D010TE-ESQ4A18-930-4LSQ1-H-WF-HB26	31.5 WATTS.	RECESSED	WHITE	LED	120	4" RECESSED DOWNLIGHT LED, 1160 DELIVERED LUMENS, 3000K, 90 CRI	MEETING ROOM.MEDIA SALON 1.MEDIA SALON 2.LIBRARY.LOBBY.ENTRY.FIREPLACE.PATIO.CORRIDOR.BAR
	ST-2/E	LITHONIA LIGHTING	RD4WD4	44 WATTS.	SURFACE	WHITE	LED	120	4' LED STAIRWELL LIGHT, 3500 DELIVERED LUMENS, 3500K, 90+ CRI	STAIR 2,STAIR 1
	TA	CONTECH LIGHTING	LT4B-BLACK FINISH	40 WATTS.	TRACK	WHITE	LED	120	11 WATT PAR305 END F/25 3000K, 82 CRI, 45000HRS. LIFE, 410 DELIVERED LUMENS, NON- DIMMABLE	BAR ROOM
	EL-07/E	EATON - PORTFOLIO	LDSQ4B-10-D010-EM-14	11 WATTS.	RECESSED	WHITE	LED	120	4" SQUARE RECESSED LED DOWNLIGHT, 1000 DELIVERED LUMENS, 2700K, 90CRI	CORRIDOR

GUESTROOM LIGHTING FIXTURE SCHEDULE


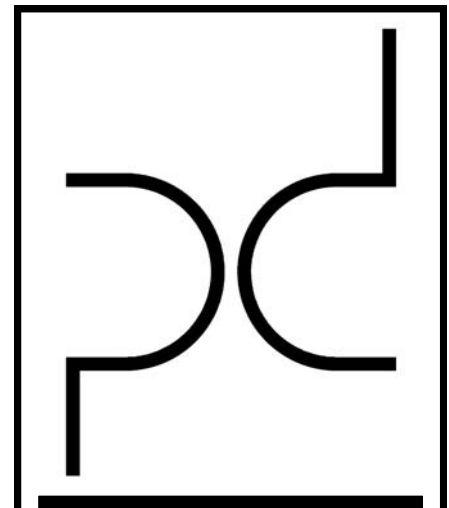
Symbol	TYPE	Manufacturer Name	Catalog Number	MNTG	Description	Lum. Lumens	Lum. Watts	LLF	Filename	Arrangement	ARM	MOUNTING HEIGHT (IN FTS.)
	EL-01	PHILIPS LYTECASTER	344DSTX-302MREX-42017-4	09 WATTS.	RECESSED	BRUSHED STEEL						
	EL-02	PHILIPS LIGHTOLIER	C2L04DL30K25R1-C2LDLCCDP	08 WATTS.	RECESSED	COMFORT CLEAR DIFFUSE						
	EL-12	T-1 LIGHTING	T1-SLED-4-24-40	25 WATTS.	RECESSED	WHITE						
	NL	EATON - METALUX	22CZ-LD4-39-UNV-L835-CD1-U	41.3 WATTS.	RECESSED	WHITE						
	SL	BRAND STANDARD	LED STRIP LIGHT	-	FURNITURE	WHITE						

SITE LIGHTING FIXTURE SCHEDULE

Symbol	TYPE	Manufacturer Name	Catalog Number	MNTG	Description	Lum. Lumens	Lum. Watts	LLF	Filename	Arrangement	ARM	MOUNTING HEIGHT (IN FTS.)
	C-1	CREE LIGHTING	IG-NM-SS-J-40K-UL-WH-xxx CONFIGURED	SURFACE	IG-NM-SS-J-40K-UL-WH-xxx CONFIGURED	7500	66	0.900	IG-NM-SS-J-40K-UL-WH-xxx.IES	SINGLE	0	MH : 10
	P-1	EATON MCGRAW-EDISON	IST-AF-350-LED-E1-T4W 3000K CCT	WALL	IST-AF-350-LED-E1-T4W 3000K CCT	2555	20.3	0.900	IST-AF-350-LED-E1-T4W.IES	SINGLE	0	MH : 18

NOTE:

- CONTRACTOR SHALL REFER FIXTURE SCHEDULE AND BRAND STANDARD FOR THE SELECTION OF LIGHTING FIXTURE MODEL NO AND MAKE. CONTRACTOR SHALL SUBMIT LIGHTING PACKAGE ALONG WITH LIGHTING CONTROL SCHEME AS PER CODE AND BRAND STANDARD/TO CLIENT/ENGG. REVIE BEFORE PRIORE TO ORDER.
- CONTRACTOR SHALL PROVIDE ADEQUATE PROTECTION FOR EXTERIOR FIXTURES.
- CONTRACTOR SHALL CO-ORDINATE WITH OWNER/ARCH FOR DECORATIVE FIXTURE SELECTION.
- ALL THE LIGHTING FIXTURES SHOULD CONTAINS VAPOUR PROOF LAMPS.
- ALL FIXTURES LABLED WITH '-/E' TO HAVE EMERGENCY BATTERY BACKUP INTEGRAL TO LIGHT FIXTURE WITH MINIMUM 90 MINUTE RUN-TIME.



ARCHITECT
 PURE DESIGN
 11264 N. MADISON AVE.
 KANSAS CITY, MO 64115
 PHONE: 316.617.2052

STRUCTURAL ENGINEER
 BISE
 11320 W. 79TH ST.
 LENEXA, KS 66214
 PHONE: 913.492.7400

MEP ENGINEERS
 PKMR
 13300 W. 98TH ST.
 LENEXA, KS 66215
 PHONE: 913.492.2400

CIVIL ENGINEERS
 Russell Planning & Engineering Inc.
 934 Main Avenue, Unit C
 Durango CO, 81301
 Phone 970-385-4546

INTERIOR DESIGNER
 EDGEID
 4838 South Highland Drive
 Holladay, UT 84117
 p 801-642-4100
 www.edgeid.com

KITCHEN CONSULTANT
 Cullinex
 311 4th Ave South
 P.O. Box 365 | Sartell, MN 56377
 1-320-259-6557

OWNER
 LAMONT COMPANIES
 205 6TH AVE. SE - SUITE 300
 ABERDEEN, SD 57401
 PHONE: 605.225.1712

Dual Hotel Durango
 - AC & HIS
 400 Block, East 2nd Avenue, Durango, CO 81301


JOB NO: B4-114-1701
 DATE: 03-07-2019


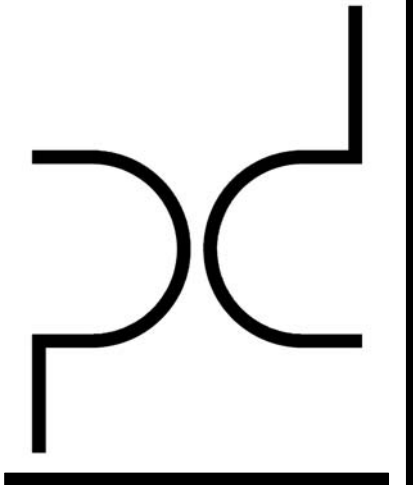
ISSUE RECORD: FOR CONSTRUCTION

REVISIONS:
 0 2018.05.30
 9 2019.5.17

LIGHTING FIXTURE SCHEDULE-1

LT-001





ARCHITECT
PURE DESIGN
11264 N. MADISON AVE.
KANSAS CITY, MO 64115
PHONE: 316.617.2052

STRUCTURAL ENGINEER
BSE
11320 W. 79TH ST.
LENEXA, KS 66214
PHONE: 913.492.7400

MEP ENGINEERS
PKMR
13300 W. 98TH ST.
LENEXA, KS 66215
PHONE: 913.492.2400

CIVIL ENGINEERS
Russell Planning & Engineering Inc.
934 Main Avenue, Unit C
Durango CO, 81301
Phone 970-385-4546

INTERIOR DESIGNER
EDGEID
4838 South Highland Drive
Holladay, UT 84117
p 801-642-4100
www.edgeid.com

KITCHEN CONSULTANT
Culinex
311 4th Ave South
P.O. Box 365 | Sartell, MN 56377
1-320-259-6557

OWNER
LAMONT COMPANIES
205 6TH AVE SE - SUITE 300
ABERDEEN, SD 57401
PHONE: 605.225.1712

Dual Hotel Durango
- AC & HIS
400 Block, East 2nd Avenue, Durango, CO 81301

JOB NO: 04-114-1701
DATE: 03-07-2019
ISSUE RECORD: FOR CONSTRUCTION

REVISIONS:
0 2018.05.30
9 2019.5.17

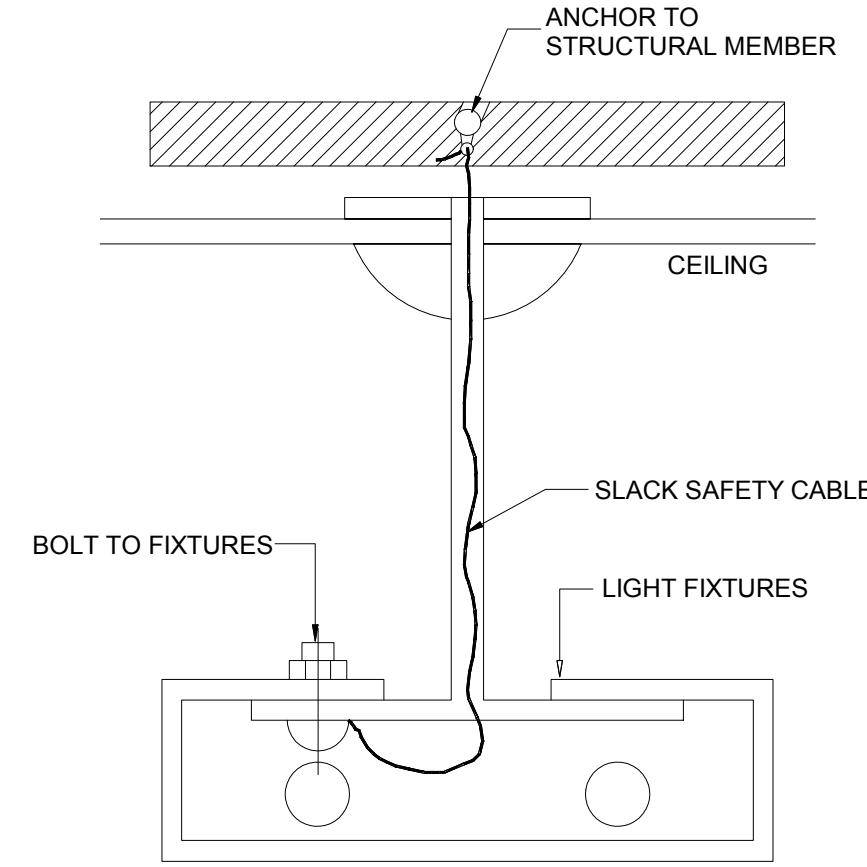
PEARSON KENT MCKINLEY RAAF ENGINEERS, LLC
13300 W 98TH STREET
LENEXA, KS 66215
913.492.2400
WWW.PKMR.COM

LIGHTING FIXTURE SCHEDULE 2

LT-002

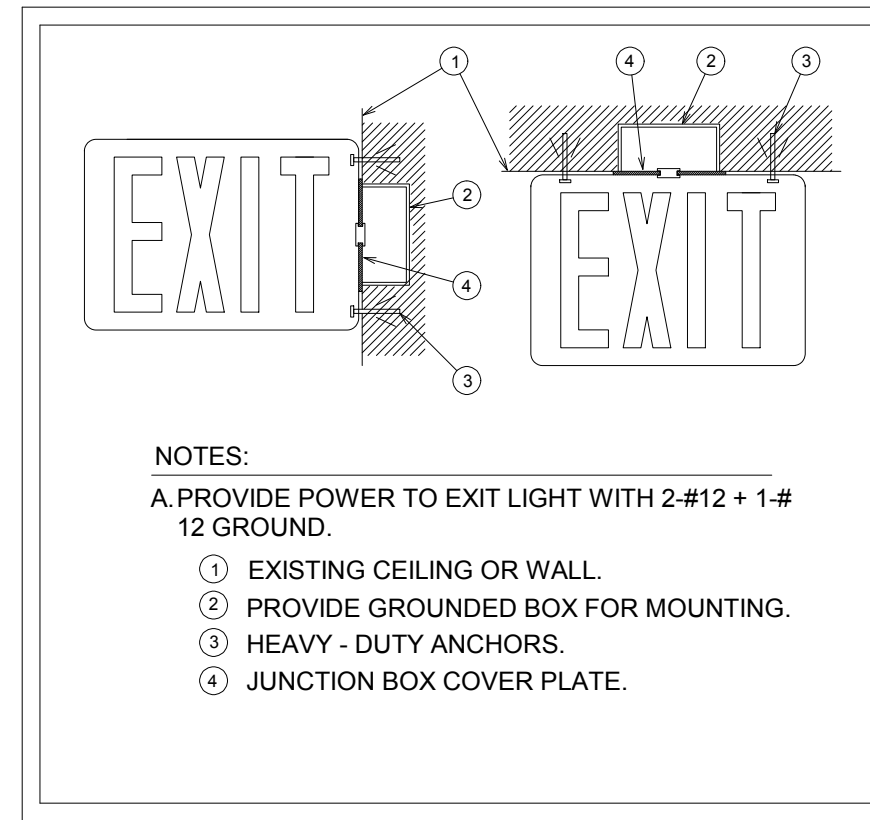
LIGHTING FIXTURE SCHEDULE

LEGEND	TYPE	MANUFACTURER NAME	CATALOG NUMBER	WATTS	MNTG	FINISH	LAMP TYPE	VOLTAGE	DESCRIPTION	LOCATIONS	Remark
	R1	ELITE LIGHTING	RL631-TRIM HOUSING-ID6IC-AT	14 WATTS	RECESSED	WHITE	LED	120	6" LED RECESSED DOWNLIGHT , 90+CRI,1200 LUMENS,CCT-27K	CORRIDOR, RESTAURANT	
	R1/E	ELITE LIGHTING	RL631-TRIM HOUSING-ID6IC-AT	14 WATTS	RECESSED	WHITE	LED	120	6" LED RECESSED DOWNLIGHT , 90+CRI,1200 LUMENS,CCT-27K	CORRIDOR, RESTAURANT	
	D2-42A	ELITE LIGHTING	LD6IC-AT-DIMTR-HOUSING TRIM	14 WATTS	RECESSED	WHITE	LED	120	6" LED RECESSED DOWNLIGHT , 90+CRI,1200 LUMENS,CCT-27K, REFLECTOR WALL WASH	CORRIDOR, FRONT DESK	
	D	ELITE LIGHTING	LD6IC-AT-DIMTR-HOUSING TRIM	14 WATTS	RECESSED	WHITE	LED	120	6" LED RECESSED DOWNLIGHT , 90+CRI,1200 LUMENS,CCT-27K	MEETING ROOM	
	D/E	ELITE LIGHTING	LD6IC-AT-DIMTR-HOUSING TRIM	14 WATTS	RECESSED	WHITE	LED	120	6" LED RECESSED DOWNLIGHT , 90+CRI,1200 LUMENS,CCT-27K	MEETING ROOM	
	T22	ORACLE ECLIPSE	22-OVHP-LED	41 WATTS	RECESSED	WHITE	LED	120	2'X2' RECESSED TROFFER,3500K,85+CRI,4000 DELIVERED LUMENS	WORK ROOM, SALES, GM OFFICE, FITNESS	
	T22/E	ORACLE ECLIPSE	22-OVHP-LED	41 WATTS	RECESSED	WHITE	LED	120	2'X2' RECESSED TROFFER,3500K,85+CRI,4000 DELIVERED LUMENS WITH BATTERY BACKUP	WORK ROOM, SALES, GM OFFICE, FITNESS	
	T24	ORACLE ECLIPSE	24-OVHP-LED	41 WATTS	RECESSED	WHITE	LED	120	2'X4' RECESSED TROFFER,3500K,85+CRI,4000 DELIVERED LUMENS	FOOD PREP, STORAGE, LAUNDRY, EMPLOYEE BREAKROOM TOILET, LINEN, EMPLOYEE BREAKROOM, ENGINEER	
	T24/E	ORACLE ECLIPSE	24-OVHP-LED	41 WATTS	RECESSED	WHITE	LED	120	2'X4' RECESSED TROFFER,3500K,85+CRI,4000 DELIVERED LUMENS WITH BATTERY BACKUP	FOOD PREP, STORAGE, LAUNDRY, EMPLOYEE BREAKROOM TOILET, LINEN, EMPLOYEE BREAKROOM, ENGINEER	
	T14	CREE LIGHTING	SWR4 40L 35K 10V	36 WATTS	SURFACE / WALL	WHITE	LED	120	1'X4' LED SURFACE LIGHT,3500K , 80+ CRI	GUEST LAUNDRY, LINEN CHUTE, PBX, DRYER, MECHANICAL, ELECTRICAL, HOUSE KEEPING	
	T14/E	CREE LIGHTING	SWR4 40L 35K 10V	36 WATTS	SURFACE / WALL	WHITE	LED	120	1'X4' LED SURFACE LIGHT,3500K , 80+ CRI WITH BATTERY BACKUP	GUEST LAUNDRY, LINEN CHUTE, PBX, DRYER, MECHANICAL, ELECTRICAL, HOUSE KEEPING	
	P-2	TROY-CSL LIGHTING	KF21508	60 WATTS	PENDANT	WHITE	LED	120	PENDANT OVERALL: 64" ADJUSTABLE OAH OPTIONAL USE OF 8.5" STEM PLUS 4' CHAIN FIXTURE: 26"DIA X 8.5" H	RESTAURANT	
	LT-1	PANTONE 424C	ARKANSAS LIGHTING	40 WATTS	PENDANT	WHITE	LED	120	PENDANT FIXTURE WITH SINGLE PENDANT HEAD HUNG FROM A SINGLE METAL PLATE. 15" DIA, 3000K, 85+ CRI.	RESTAURANT	
	S	TROY-CSL LIGHTING	KB20813-1	36 WATTS	WALL	WHITE	LED	120	LED WALL SCONCE OVERALL: 15"W X 3.625"D X 10"H FINISH: CHROME WITH ALUMINUM BACKPLATE, 2700K,90CRI	CORRIDORS	
	SW/E	ELITE LIGHTING	4-OSL-LED-4000L-DIM10-MVOLT-40K-OMGLED80	41 WATTS	SURFACE / WALL	WHITE	LED	120	4' LED STAIRWELL WITH SENSOR 4000L 80 CRI WITH MINIMUM 2HRS BATTERY BACKUP	STAIR	
	O01	PHILIPS QUALITY EXCELINE	RLW26HFLCGC-1	12.1 WATTS	SURFACE	WHITE	LED	120	WHITE POWDER COATED ALUMINIUM WITH CAGE,HEAT AND SHOCK RESISTANT OPTICAL CHAMBER,3000K,1530 DELIVERED LUMENS	ELEV.	
	X01	EMERGH-LITE	PEN-F-1-RC	5 WATTS	RECESSED	CLEAR WITH RED LETTERS	LED	120	SINGLE SIDED RECESSED EDGELIT EMERGENCY EXIT LIGHT WITH 90 MIN BATTERY BACKUP	EXIT LIGHTS	
	X02	EMERGH-LITE	PEN-F-2-RM	5 WATTS	RECESSED	MIRRORED WITH RED LETTERS	LED	120	DOUBLE SIDED RECESSED EDGELIT EMERGENCY EXIT LIGHT WITH 90 MIN BATTERY BACKUP	EXIT LIGHTS	
	X03	EMERGH-LITE	FRWLEDPXN1R-N	5 WATTS	RECESSED	WHITE WITH RED LETTERS	LED	120	LOW LEVEL RECESSED EMERGENCY EXIT LIGHT	EXIT LIGHTS	
	GB	HYDREL LIGHTING	4800-RD-SS-M75W-12-FL-CLS-NM-3445B-CSL-35-SWM-LP	10 WATTS	UNDER WATER LIGHT	WHITE	LED	120	UNDERWATER POOL ACCENT LED LIGHT WITH REMOTE TRANSFORMER	POOL	
EXTERIOR LIGHTING FIXTURE SCHEDULE											
	Z	HUBBELL	LN2-12L-4K-4-U	29 WATTS	WALL	DARK BRONZE	LED	120	WET LOCATION EXTERIOR WALL PACK,3000K,2662 DELIVERED LUMENS	EXTERIOR	
	Z/E	HUBBELL	LN2-12L-4K-4-U-EH	29 WATTS	WALL	DARK BRONZE	LED	120	WET LOCATION EXTERIOR WALL PACK,3000K,2662 DELIVERED LUMENS WITH 90 MIN BATTERY BACKUP	EXTERIOR	
	Z9	EATON SHAPER	673-12WPL3-830BM-120-277-2 VTB-PC-BC	23 WATTS	WALL	WHITE	LED	120	DECORATIVE WET LOCATION EXTERIOR RATED SCONCE, 300K, 2000 DELIVERED LUMENS	EXTERIOR	
	X04	DUAL LITE	EVE4XRW	5 WATTS	SURFACE		LED	120	EXTERIOR SURFACE MOUNTED EMERGENCY EXIT LIGHT, WET LOCATION	EXTERIOR EXIT LIGHTS	
GUESTROOM LIGHTING FIXTURE SCHEDULE											
	N	ELITE LIGHTING	RL631-TRIM HOUSING-ID6IC-AT	14 WATTS	RECESSED	WHITE	LED	120	6" LED RECESSED DOWNLIGHT , 90+CRI,1200 LUMENS,CCT-27K	GUESTROOMS	
	A	WAC LIGHTING	WS-79622-35-PN	25 WATTS	WALL	POLISHED NICKEL	LED	120	22" LENGTH BATHROOM VANITY, 2390 DELIVERED LUMENS, 3000K, 85 CRI	GUESTROOMS	
<p>NOTE:</p> <ol style="list-style-type: none"> CONTRACTOR SHALL REFER FIXTURE SCHEDULE AND BRAND STANDARD FOR THE SELECTION OF LIGHTING FIXTURE MODEL NO AND MAKE. CONTRACTOR SHALL SUBMIT LIGHTING PACKAGE ALONG WITH LIGHTING CONTROL SCHEME AS PER CODE AND BRAND STANDARD/TO CLIENT/ENGG. REVIE BEFORE PRIORE TO ORDER. CONTRACTOR SHALL PROVIDE ADEQUATE PROTECTION FOR EXTERIOR FIXTURES. CONTRACTOR SHALL CO-ORDINATE WITH OWNER/ARCH FOR DECORATIVE FIXTURE SELECTION. ALL THE LIGHTING FIXTURES SHOULD CONTAINS VAPOUR PROOF LAMPS. ALL EXIT LIGHTS, EMERGENCY FIXTURES AND ANY FIXTURES LABELED WITH '-/E' TO HAVE EMERGENCY BATTERY BACKUP INTEGRAL TO LIGHT FIXTURE WITH MINIMUM 90 MINUTE RUN-TIME. 											



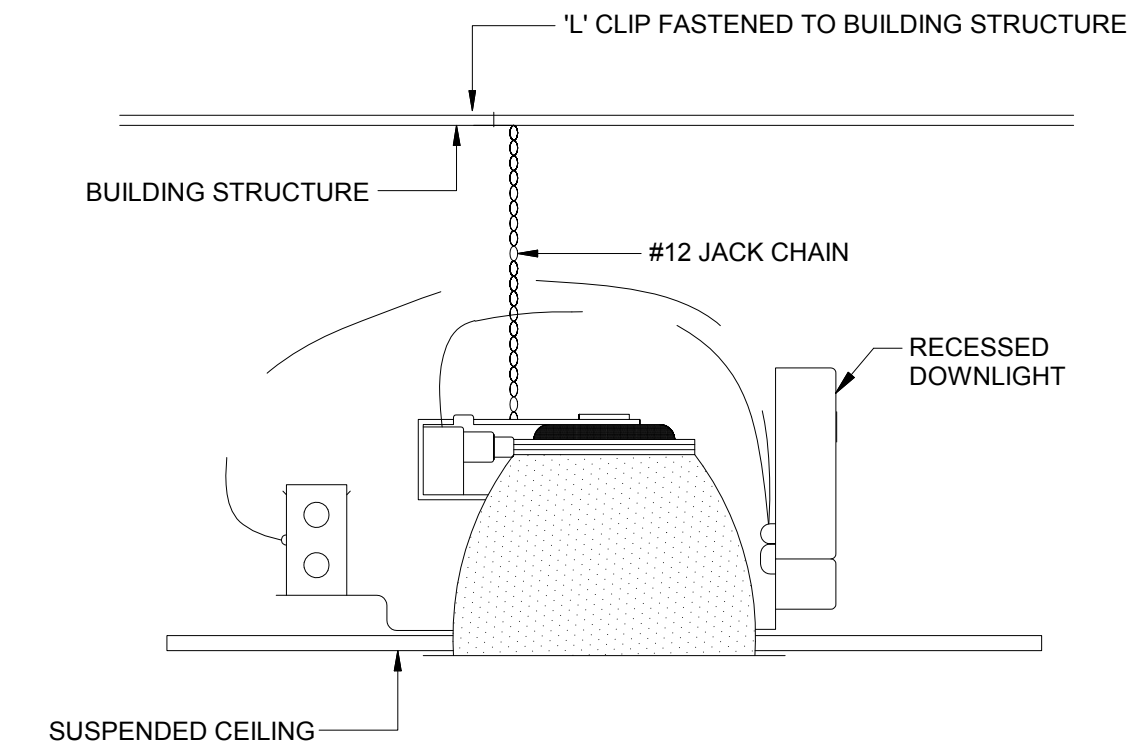
FOR EXPOSED LED LIGHT BULBS OR FIXTURE LENSES SUBJECT TO FALLING, SECURE IN PLACE WITH 2 WIRES THAT WRAP BENEATH THE LENS OR BULB AND ATTACH SECURELY TO THE FIXTURE.

1 SURFACE MOUNTED FIXTURE SUPPORT
NOT TO SCALE

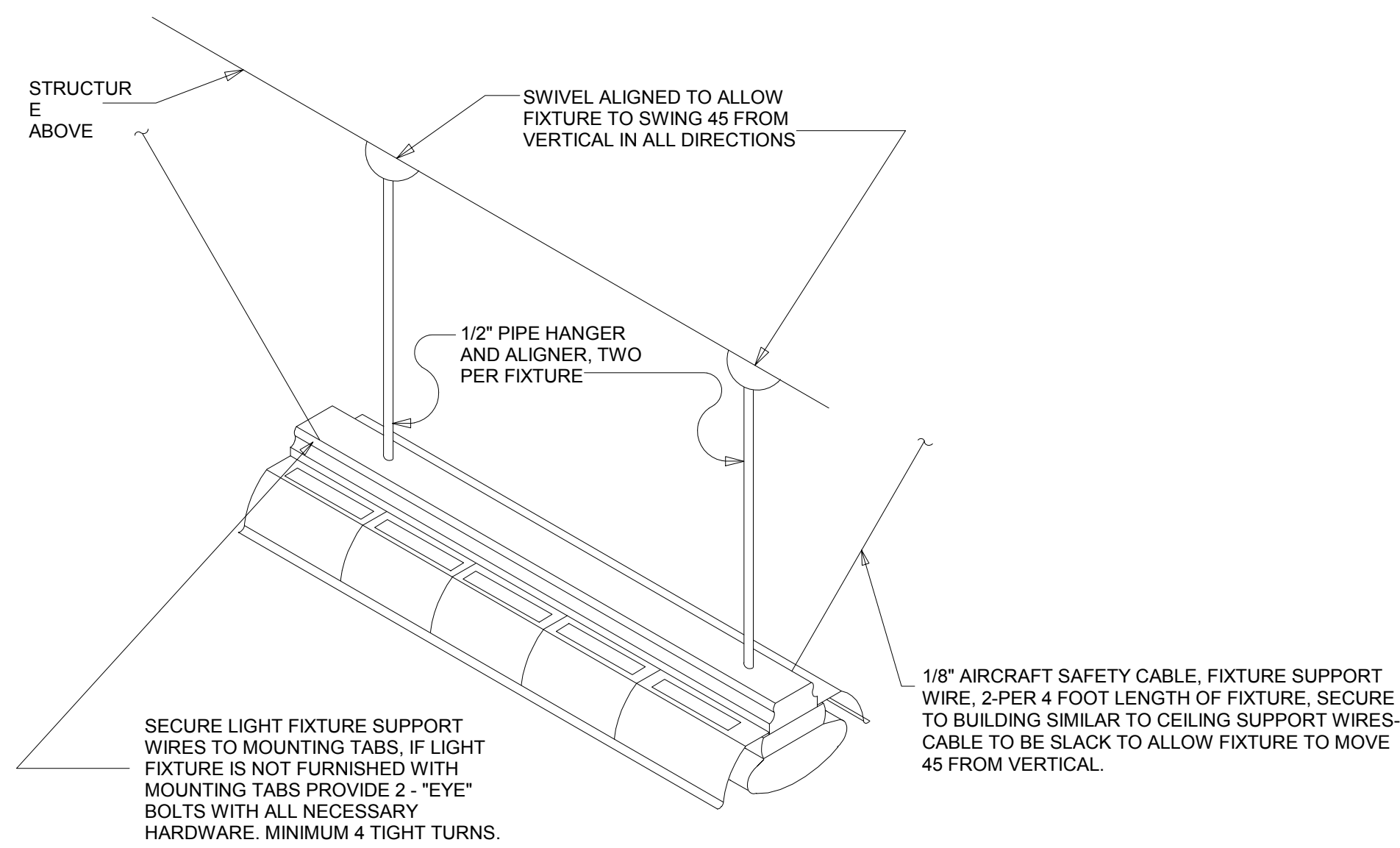


NOTES:
A. PROVIDE POWER TO EXIT LIGHT WITH 2-#12 + 1-#12 GROUND.
① EXISTING CEILING OR WALL.
② PROVIDE GROUNDED BOX FOR MOUNTING.
③ HEAVY - DUTY ANCHORS.
④ JUNCTION BOX COVER PLATE.

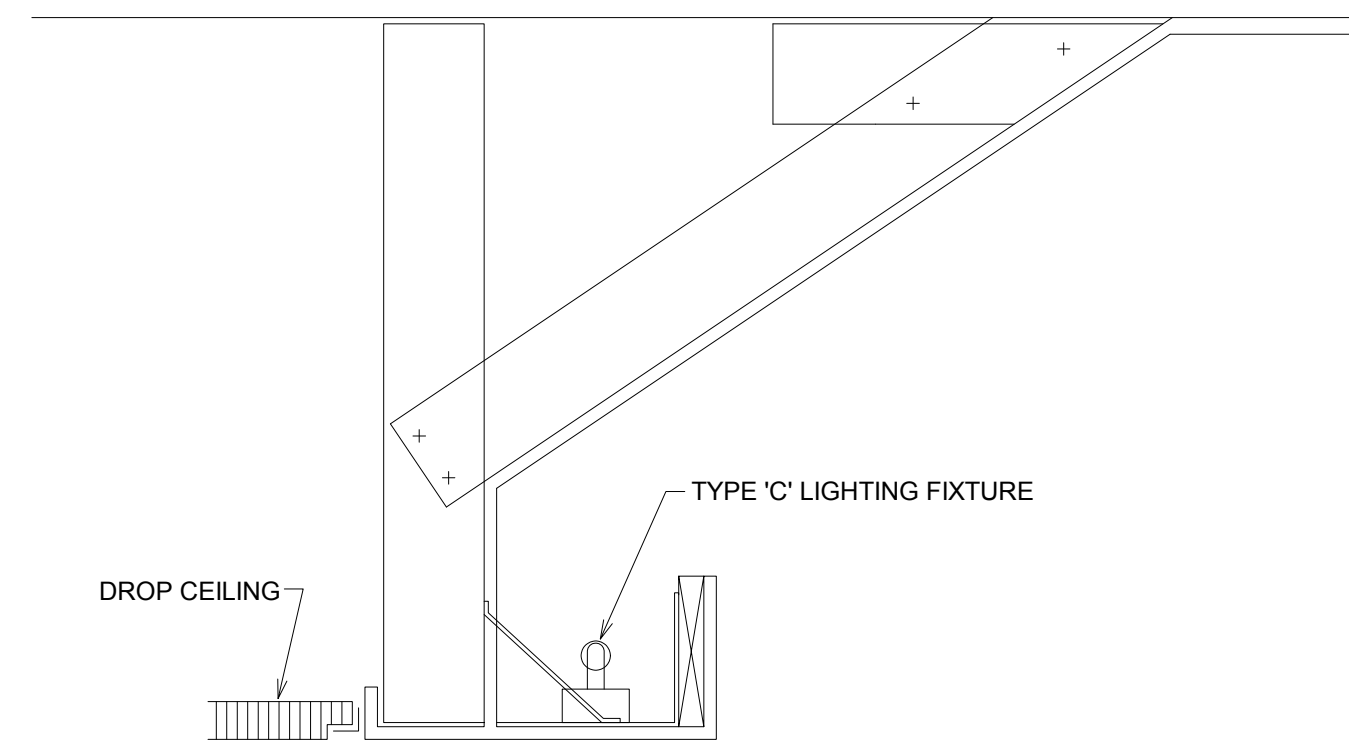
2 TYPICAL EXIT SIGN MOUNTING DETAIL
NOT TO SCALE



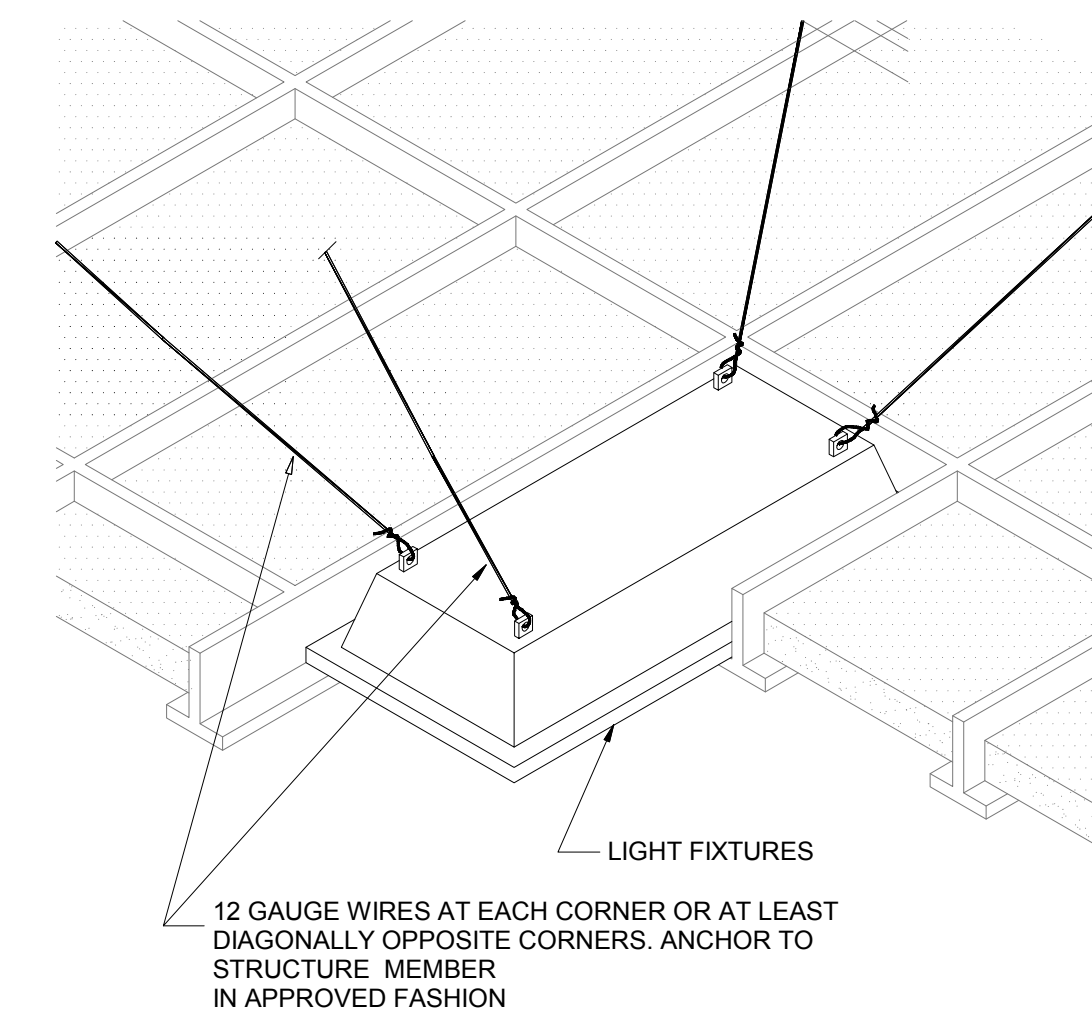
3 RECESSED MOUNTED FIXTURE SUPPORT
NOT TO SCALE



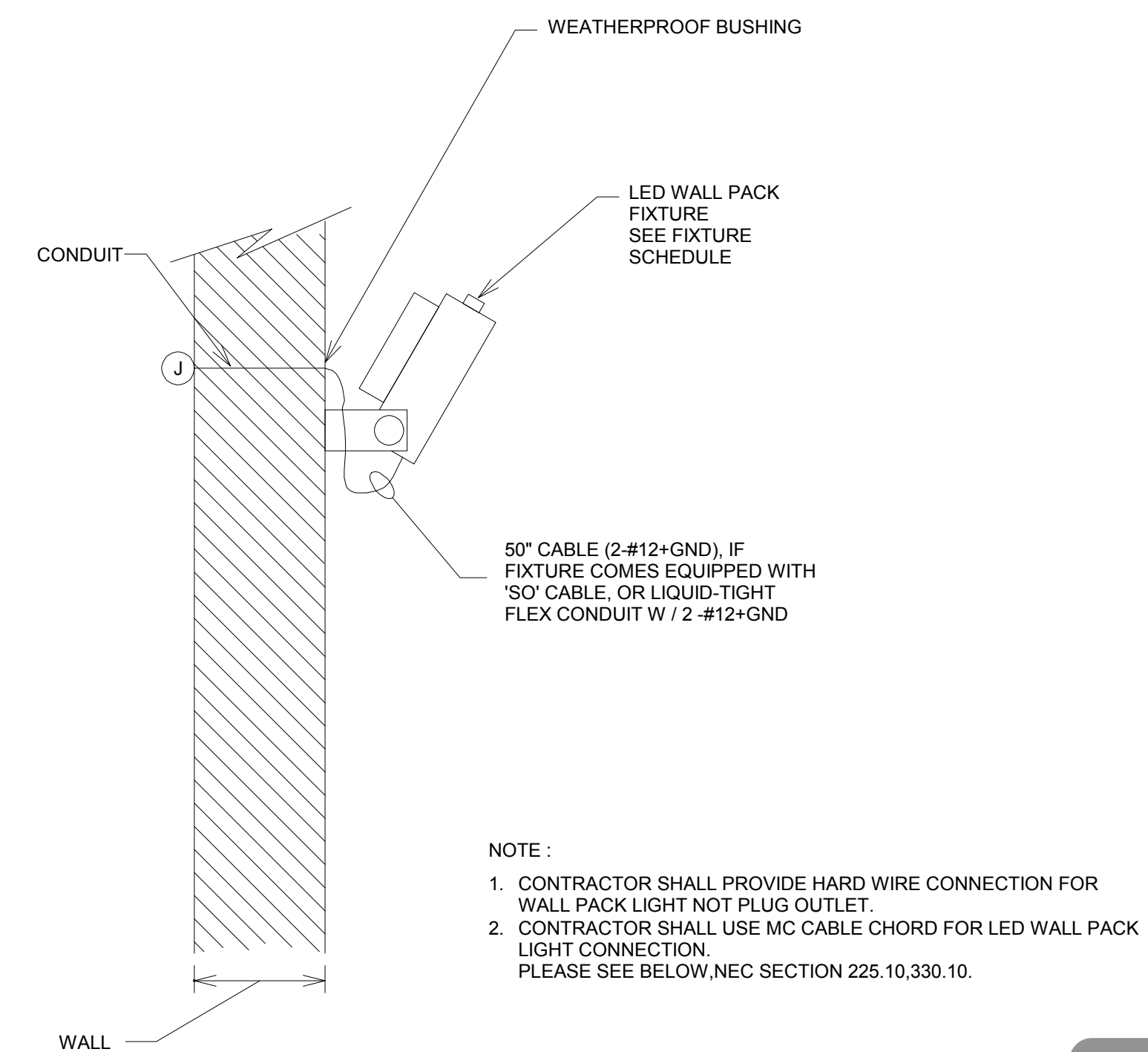
4 INDUSTRIAL FIXTURE MOUNTING DETAIL
NOT TO SCALE



5 COVE LIGHT MOUNTING DETAIL
NOT TO SCALE

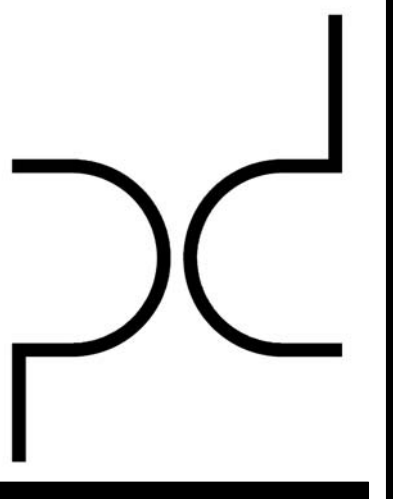


6 SEISMIC SUPPORT DETAIL RECESSED FIXTURE SUPPORT DETAIL
NOT TO SCALE



NOTE:
1. CONTRACTOR SHALL PROVIDE HARD WIRE CONNECTION FOR WALL PACK LIGHT NOT PLUG OUTLET.
2. CONTRACTOR SHALL USE MC CABLE CHORD FOR LED WALL PACK LIGHT CONNECTION. PLEASE SEE BELOW, NEC SECTION 225.10.330.10.

9 WALL MOUNTING DETAIL
NOT TO SCALE



ARCHITECT
PURE DESIGN
11264 N. MADISON AVE.
KANSAS CITY, MO 64115
PHONE: 316.617.2052

STRUCTURAL ENGINEER
BSE
11320 W. 79TH ST.
LENEXA, KS 66214
PHONE: 913.492.7400

MEP ENGINEERS
PKMR
13300 W. 98TH ST.
LENEXA, KS 66215
PHONE: 913.492.2400

CIVIL ENGINEERS
Russell Planning & Engineering Inc.
934 Main Avenue, Unit C
Durango CO, 81301
Phone 970-385-4546

INTERIOR DESIGNER
EDGEID
4838 South Highland Drive
Holladay, UT 84117
p 801-642-4100
www.edgeid.com

KITCHEN CONSULTANT
Culinx
311 4th Ave South
P.O. Box 365 | Sartell, MN 56377
1-320-259-6557

OWNER
LAMONT COMPANIES
205 6TH AVE SE - SUITE 300
ABERDEEN, SD 57401
PHONE: 605.225.1712

Dual Hotel Durango
- AC & HIS
400 Block, East 2nd Avenue, Durango, CO 81301

JOB NO: 04-14-1701

DATE: 03-07-2019


ISSUE RECORD: FOR CONSTRUCTION

REVISIONS:

0 2018.05.30

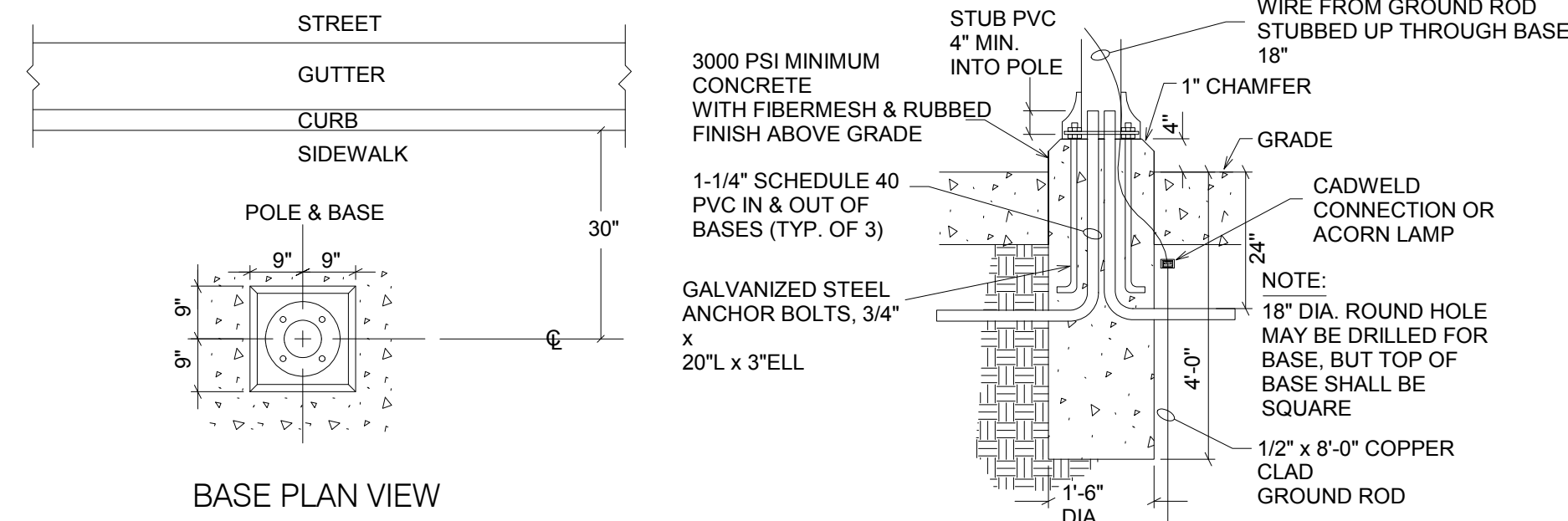
LIGHTING DETAILS-1

LT-101

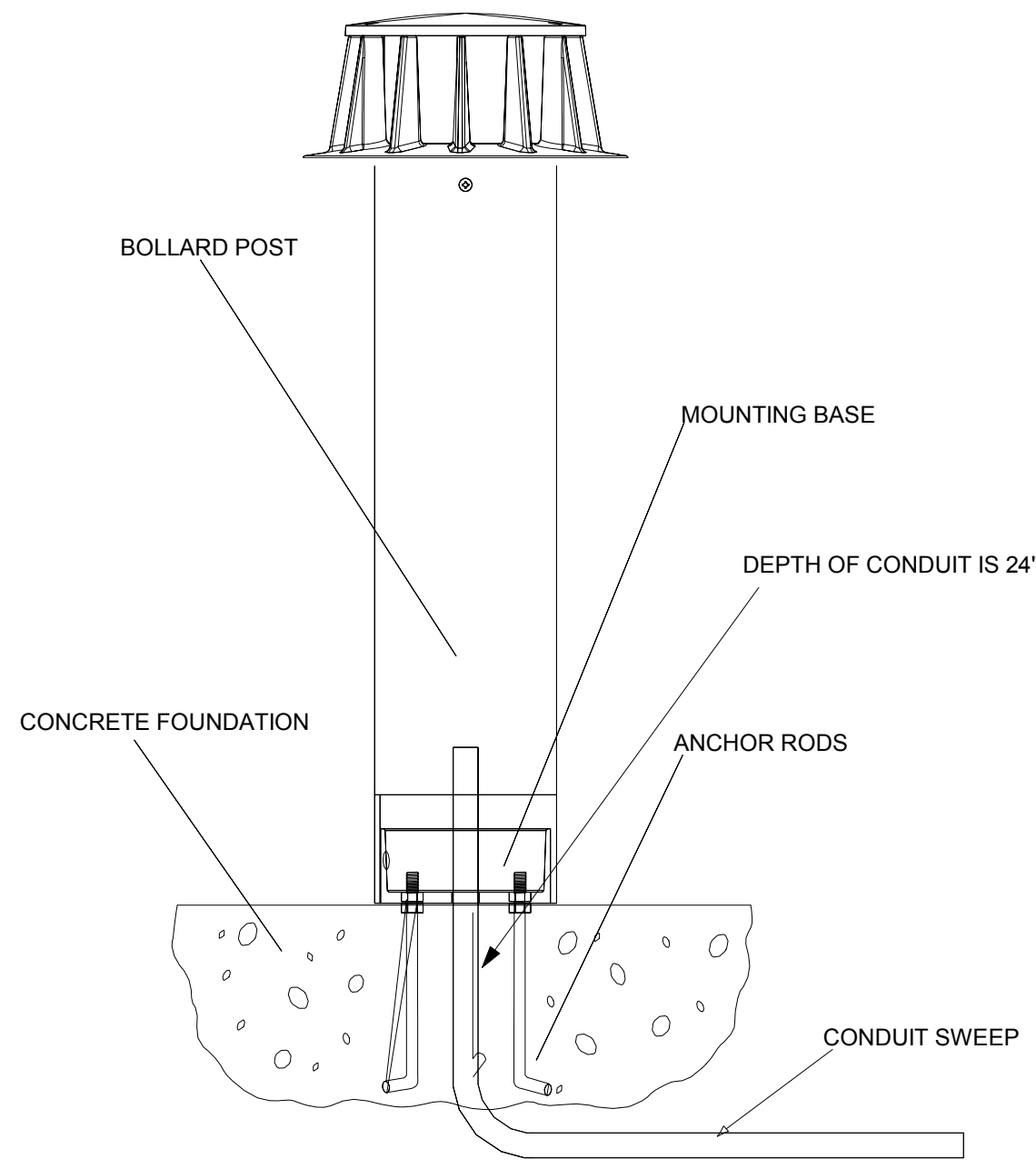


7 NOT IN USE
NOT IN USE

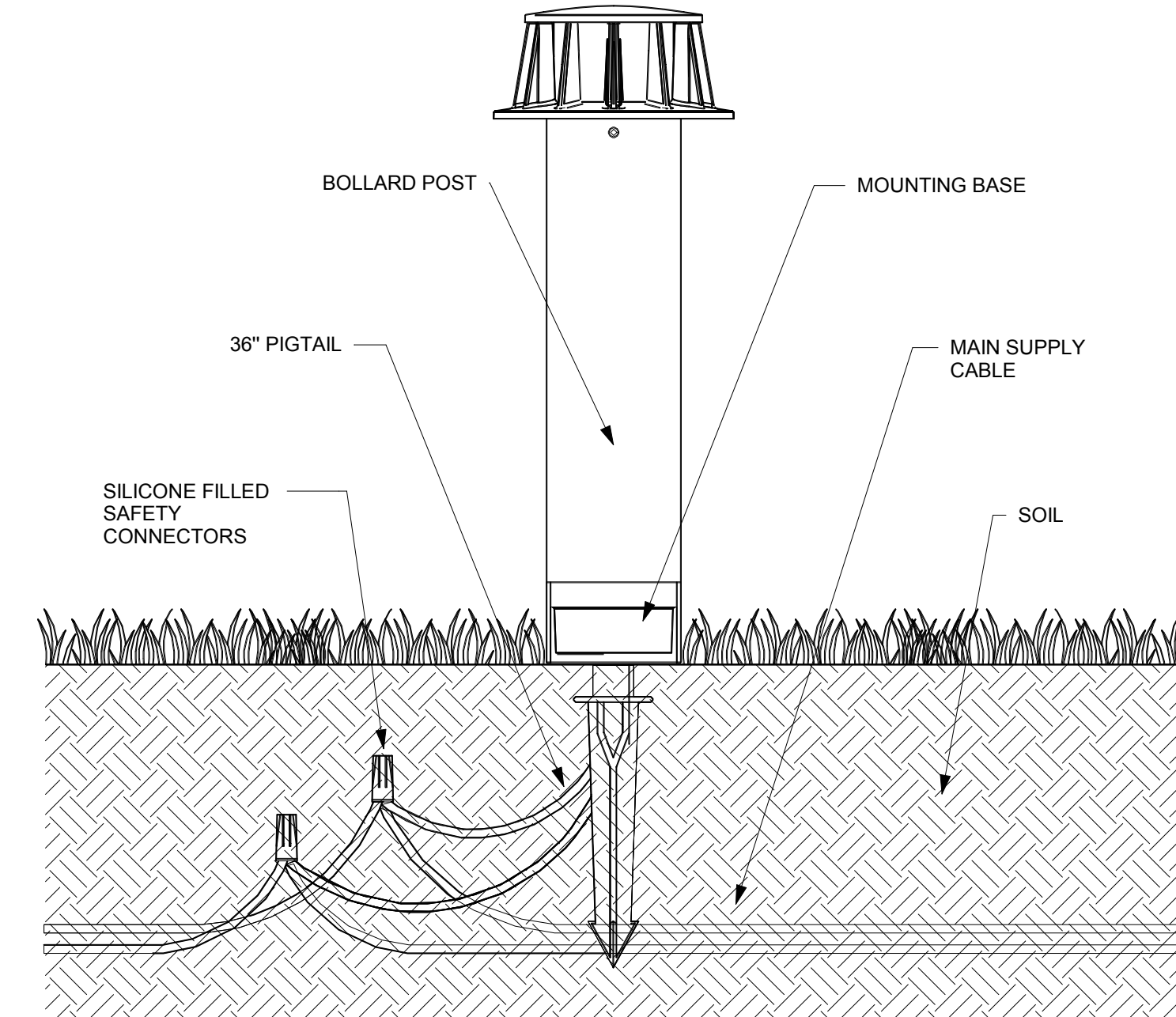
8 NOT IN USE
NOT TO SCALE



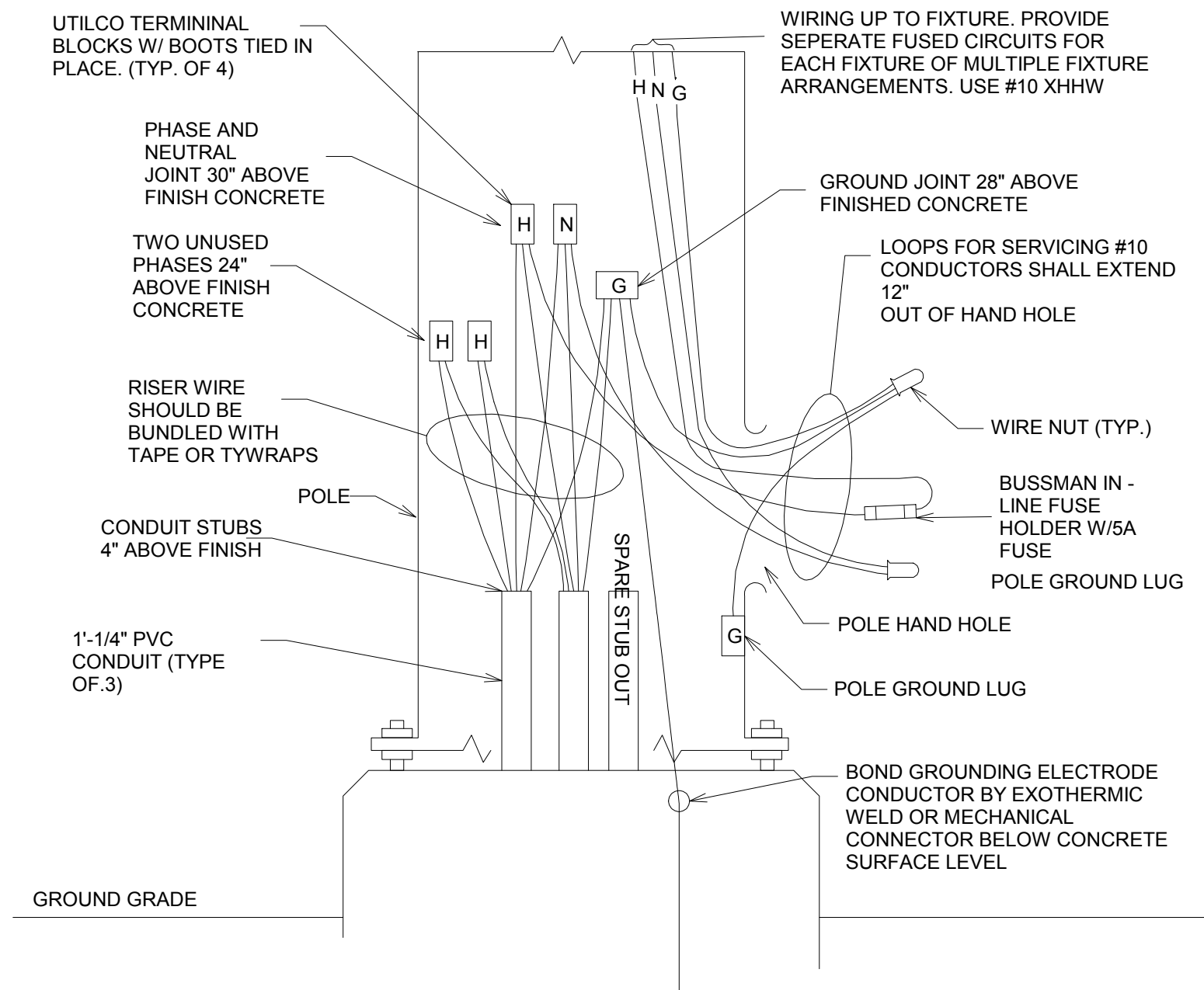
1 TYPICAL JOINT PRIMARY TRENCH
NOT TO SCALE



2 BOLLARD MOUNTING DETAIL
NOT TO SCALE

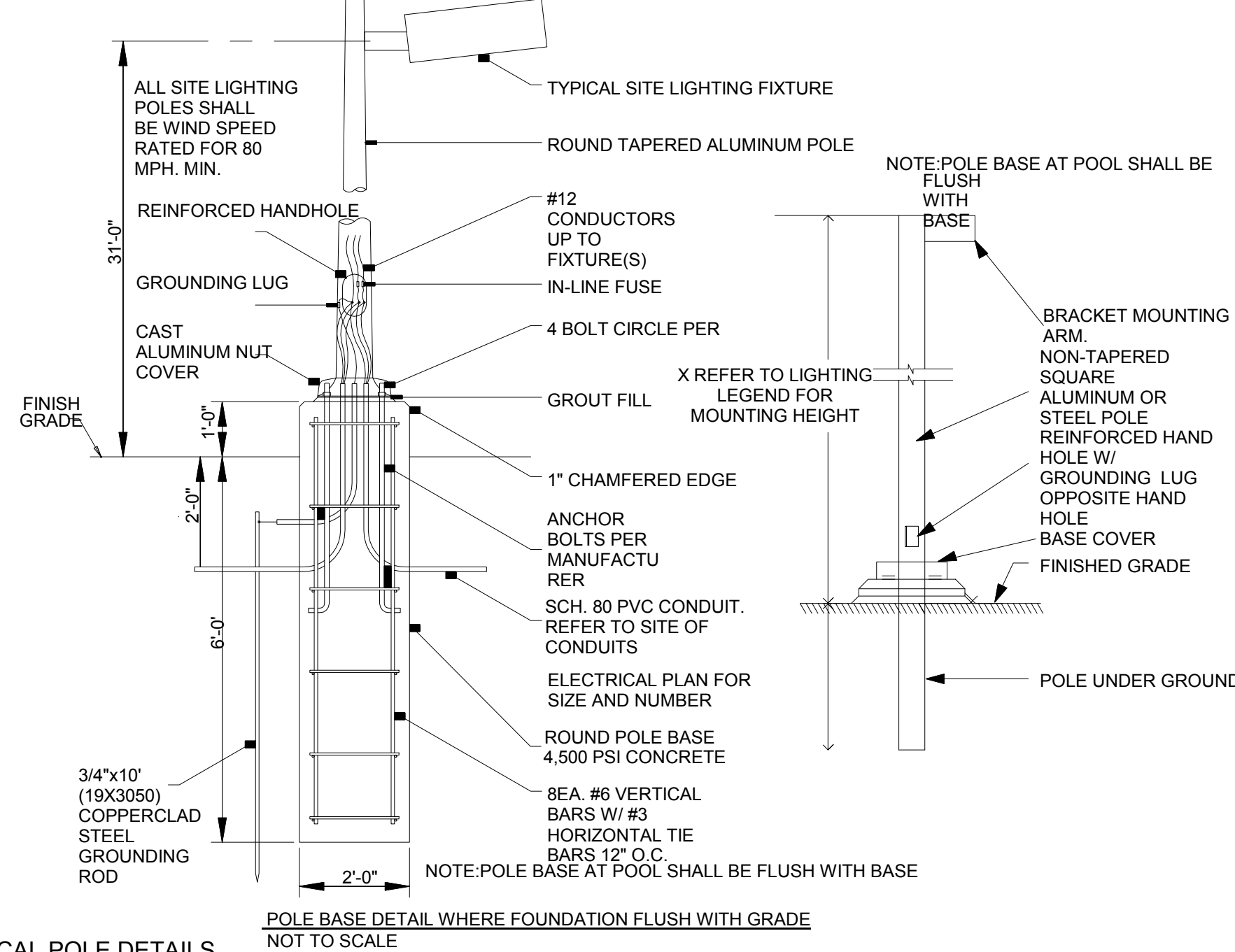


3 TYPICAL POLE WIRING DETAIL
NOT TO SCALE

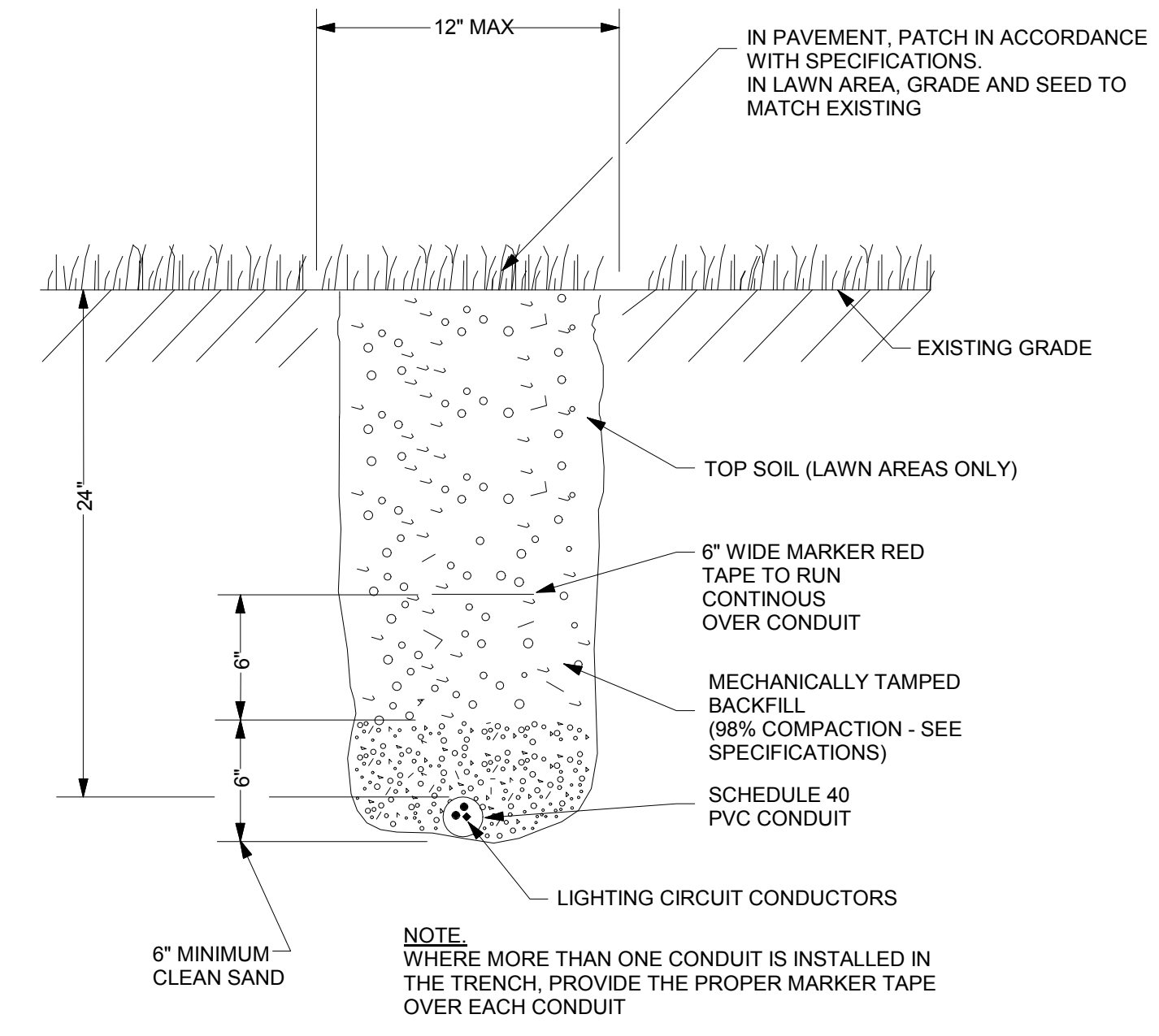


4 ELECTRICAL POLE DETAILS
NOT TO SCALE

- NOTES:
- PAD OVERHANG TO REST ON UNDISTURBED EARTH OR WELL-COMPACTED BACKFILL TO PREVENT FUTURE SUBSIDENCE
 - THE SLAB 30" X 48" CLEAR OPENING SHALL BE COVERED WITH A 2'-6" X 4' RPM COVER. 6 1/2" STAINLESS STEEL BOLTS WITH STAINLESS STEEL CAPTIVE WASHER WILL BE SUPPLIED FOR COVER BOLT DOWN.
 - SLAB RPM COVER RECESS SHALL BE CONCRETE (NONMETAL FRAMED), AND PROVIDED WITH 6 1/2"
 - AN 8" MINIMUM CLEARANCE IS REQUIRED ON DOOR SIDE OF TRANSFORMER FOR OPERATION. THREADED INSERTS, EACH WITH CLEAN OUT HOLES
 - GROUND RODS, CLAMPS, AND WIRE WILL BE FURNISHED AND INSTALLED BY SUB-CONTRACTOR GROUND WIRE TO BE A MINIMUM OF 2/0 BARE COPPER
 - MASTIC SEALANT IS REQUIRED AT JOINTS



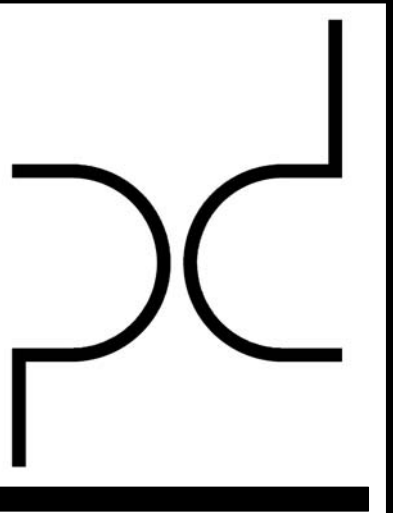
5 TYPICAL SITE LIGHTING TRENCH DETAIL
NOT TO SCALE



6 TYPICAL POLE WIRING DETAIL
NOT TO SCALE

7 NOT IN USE

8 NOT IN USE



ARCHITECT
PURE DESIGN
11264 N. MADISON AVE.
KANSAS CITY, MO 64115
PHONE: 316.617.2052

STRUCTURAL ENGINEER
BSE
11320 W. 79TH ST.
LENEXA, KS 66214
PHONE: 913.492.7400

MEP ENGINEERS
PKMR
13300 W. 98TH ST.
LENEXA, KS 66215
PHONE: 913.492.2400

CIVIL ENGINEERS
Russell Planning & Engineering Inc.
934 Main Avenue, Unit C
Durango CO, 81301
Phone 970-385-4546

INTERIOR DESIGNER
EDGEID
4838 South Highland Drive
Holladay, UT 84117
p 801-642-4100
www.edgeid.com

KITCHEN CONSULTANT
Cullinex
311 4th Ave South
P.O. Box 365 | Sartell, MN 56377
1-320-259-6557

OWNER
LAMONT COMPANIES
205 6TH AVE SE - SUITE 300
ABERDEEN, SD 57401
PHONE: 605.225.1712


Dual Hotel Durango
- AC & HIS
400 Block, East 2nd Avenue, Durango, CO 81301

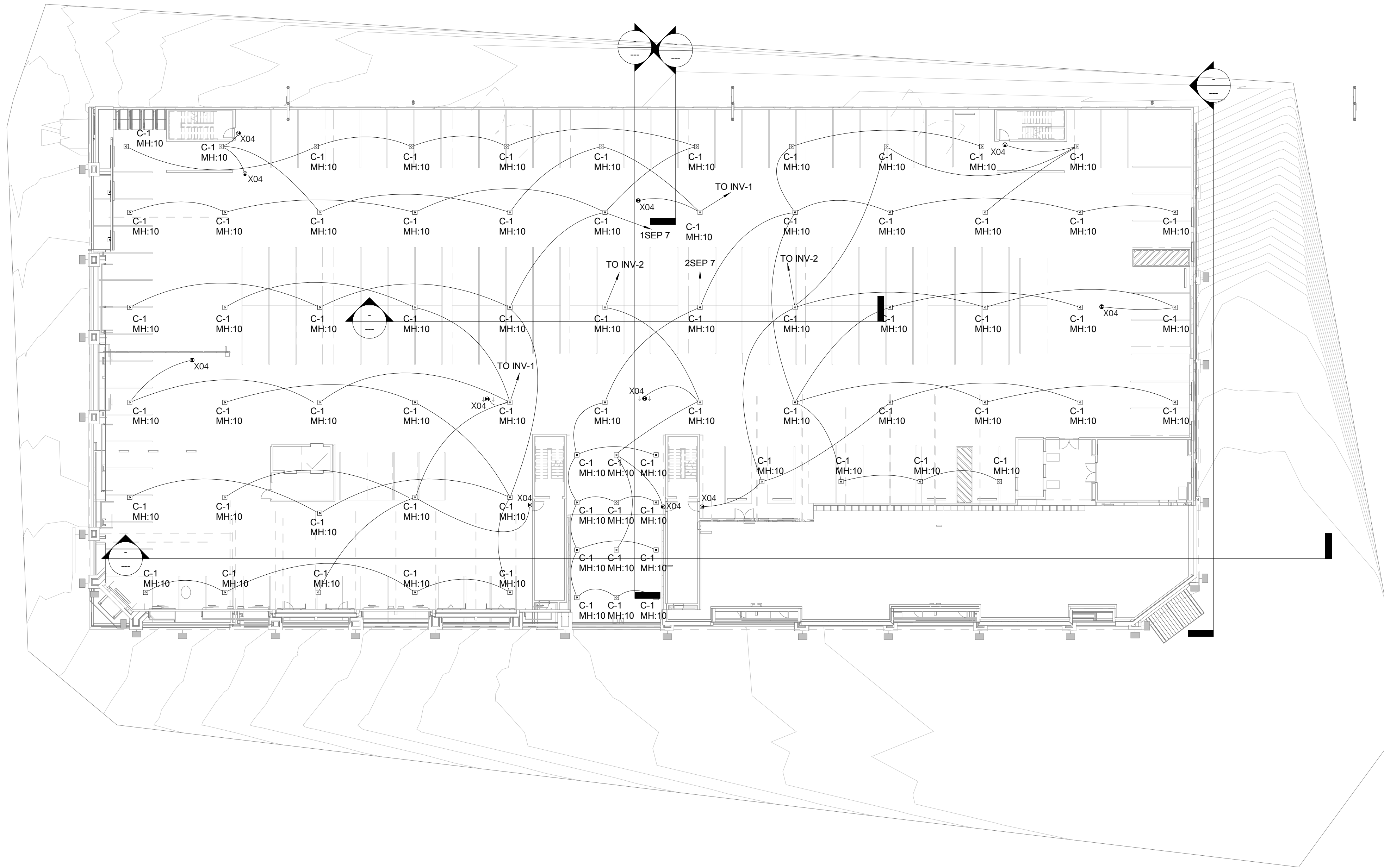
JOB NO: B4-114-1701
DATE: 03-07-2019
ISSUE RECORD: FOR CONSTRUCTION

REVISIONS:
0 2018.05.30


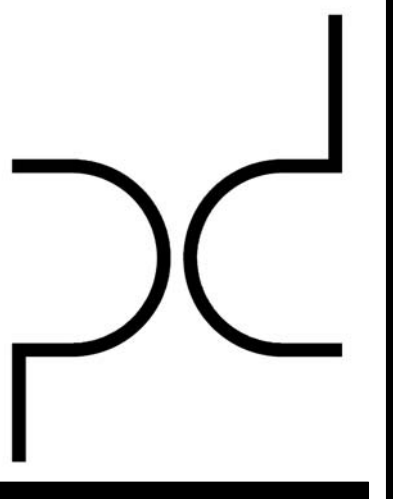
LIGHTING DETAILS-2

LT-102





1 1ST FLOOR PARKING GARAGE LIGHTING PLAN
 3/64" = 1'-0"



ARCHITECT
 PURE DESIGN
 11264 N. MADISON AVE.
 KANSAS CITY, MO 64115
 PHONE: 316.617.2052

STRUCTURAL ENGINEER
 BISE
 11320 W. 79TH ST.
 LENEXA, KS 66214
 PHONE: 913.492.7400

MEP ENGINEERS
 PKMR
 13300 W. 98TH ST.
 LENEXA, KS 66215
 PHONE: 913.492.2400

CIVIL ENGINEERS
 Russell Planning &
 Engineering Inc.
 934 Main Avenue, Unit C
 Durango CO, 81301
 Phone 970-385-4546

INTERIOR DESIGNER
 EDGEID
 4838 South Highland Drive
 Holladay, UT 84117
 p 801-642-4100
www.edgeid.com

KITCHEN CONSULTANT
 Culinex
 311 4th Ave South
 P.O. Box 365 | Sartell, MN 56377
 1-320-259-6557

OWNER
 LAMONT COMPANIES
 205 6TH AVE. SE - SUITE 300
 ABERDEEN, SD 57401
 PHONE: 605.225.1712

Dual Hotel Durango
 - AC & HIS
 400 Block, East 2nd Avenue, Durango, CO 81301

JOB NO: B4-14-1701

DATE: 03-07-2019


ISSUE RECORD: FOR CONSTRUCTION

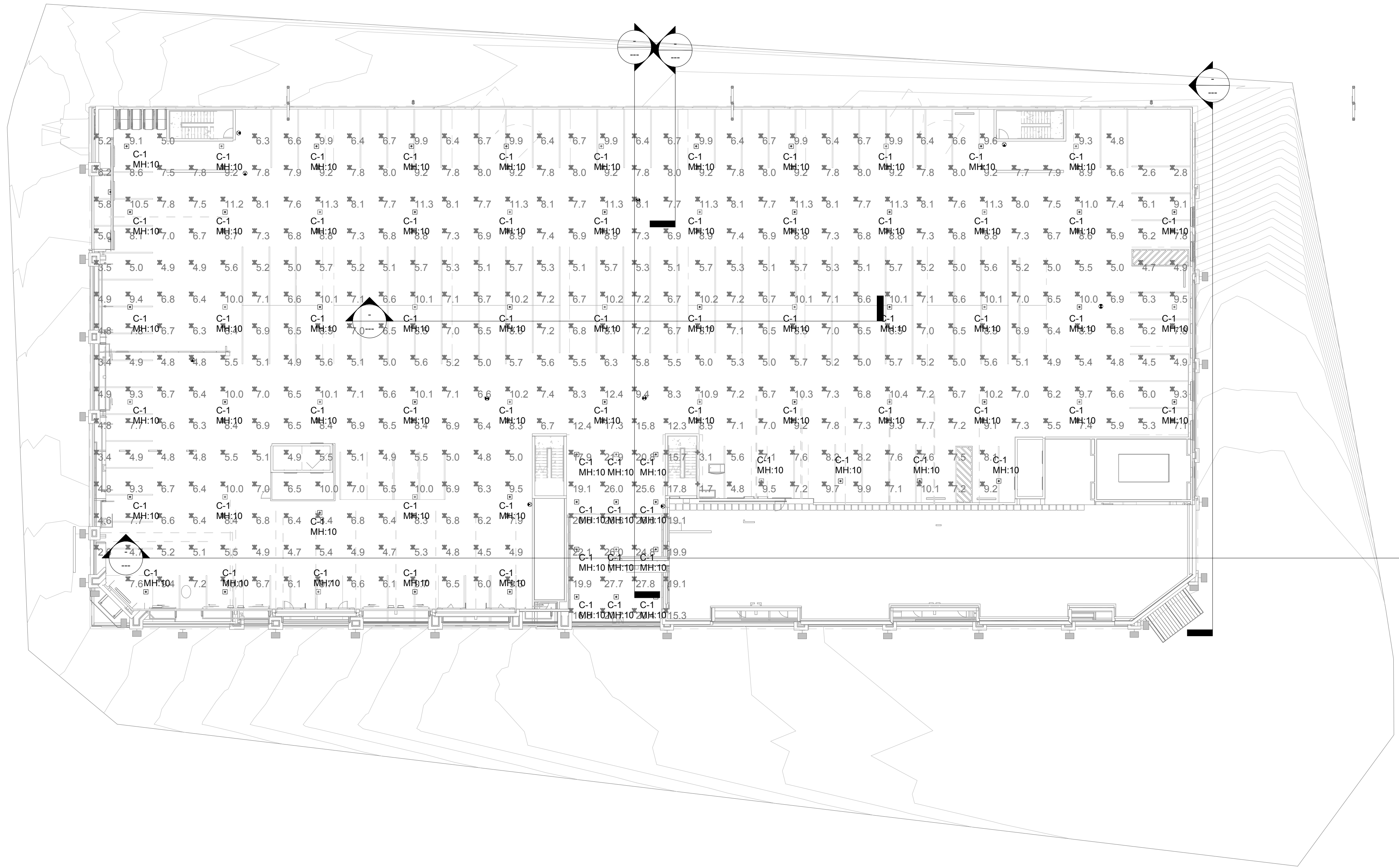
REVISIONS:

0	2018.05.30
9	2019.5.17
10	2019.06.14


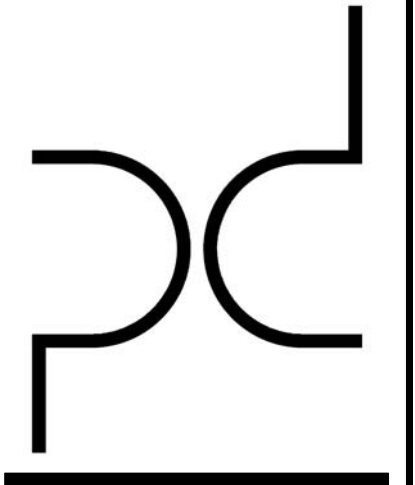
1ST FLOOR PARKING GARAGE LIGHTING PLAN

LT-200A1





1 1ST FLOOR PARKING GARAGE PHOTOMETRICS
 3/64" = 1'-0"



ARCHITECT
 PURE DESIGN
 11264 N. MADISON AVE.
 KANSAS CITY, MO 64115
 PHONE: 316.617.2052

STRUCTURAL ENGINEER
 BSE
 11320 W. 79TH ST.
 LENEXA, KS 66214
 PHONE: 913.492.7400

MEP ENGINEERS
 PKMR
 13300 W. 98TH ST.
 LENEXA, KS 66215
 PHONE: 913.492.2400

CIVIL ENGINEERS
 Russell Planning &
 Engineering Inc.
 934 Main Avenue, Unit C
 Durango CO, 81301
 Phone 970-385-4546

INTERIOR DESIGNER
 EDGEID
 4838 South Highland Drive
 Holladay, UT 84117
 p 801-642-4100
 www.edgeid.com

KITCHEN CONSULTANT
 Culinex
 311 4th Ave South
 P.O. Box 365 | Sartell, MN 56377
 1-320-259-6557

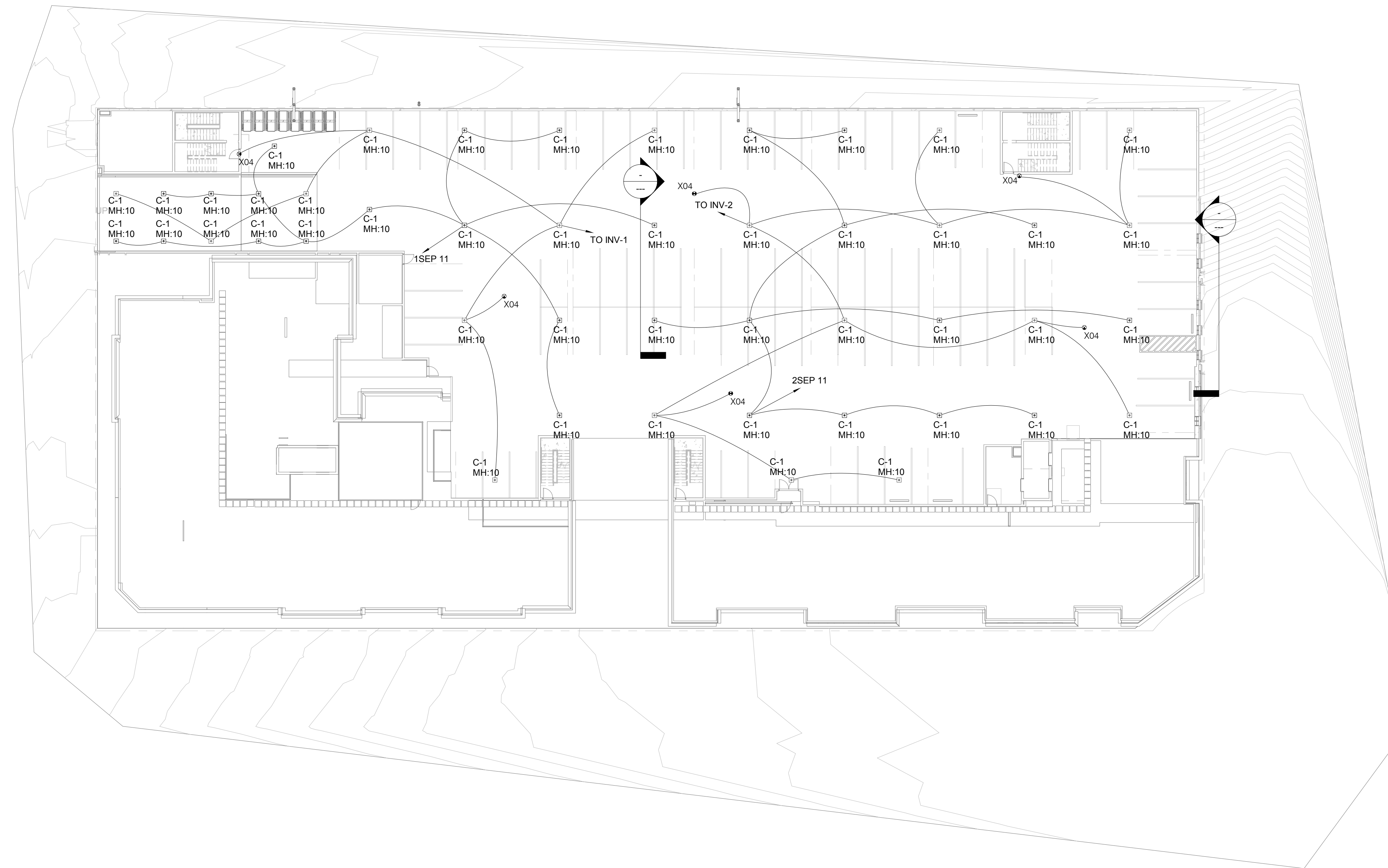
OWNER
 LAMONT COMPANIES
 205 6TH AVE. SE - SUITE 300
 ABERDEEN, SD 57401
 PHONE: 605.225.1712

Dual Hotel Durango
 - AC & HIS
 400 Block, East 2nd Avenue, Durango, CO 81301

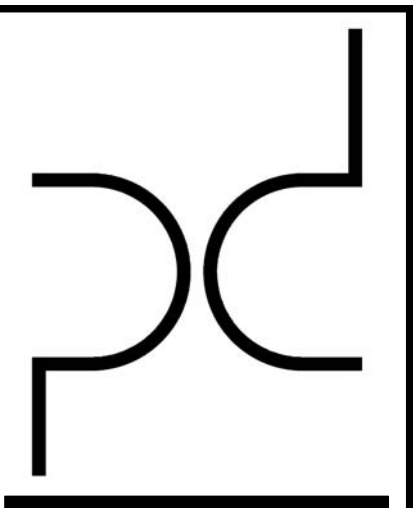
JOB NO: B4-14-1701
 DATE: 03-07-2019
 ISSUE RECORD: FOR CONSTRUCTION
 REVISIONS:
 0 2018.05.30

1ST FLOOR PARKING GARAGE
 PHOTOMETRICS
LT-200A2





1 2ND FLOOR PARKING GARAGE LIGHTING PLAN
3/64" = 1'-0"



ARCHITECT
PURE DESIGN
11264 N. MADISON AVE.
KANSAS CITY, MO 64155
PHONE: 316.617.2052

STRUCTURAL ENGINEER
BSE
11320 W. 79TH ST.
LENEXA, KS 66214
PHONE: 913.492.7400

MEP ENGINEERS
PKMR
13300 W. 98TH ST.
LENEXA, KS 66215
PHONE: 913.492.2400

CIVIL ENGINEERS
Russell Planning &
Engineering Inc.
934 Main Avenue, Unit C
Durango CO, 81301
Phone 970-385-4546

INTERIOR DESIGNER
EDGEID
4838 South Highland Drive
Holladay, UT 84117
p 801-642-4100
www.edgeid.com

KITCHEN CONSULTANT
Cullinex
311 4th Ave South
P.O. Box 365 | Sartell, MN 56377
1-320-259-6557

OWNER
LAMONT COMPANIES
205 6TH AVE. SE - SUITE 300
ABERDEEN, SD 57401
PHONE: 605.225.1712

Dual Hotel Durango
- AC & HIS
400 Block, East 2nd Avenue, Durango, CO 81301

JOB NO: B4-14-1701

DATE: 03-07-2019

ISSUE RECORD: FOR CONSTRUCTION

REVISIONS:
9 2019.5.17
10 2019.06.14


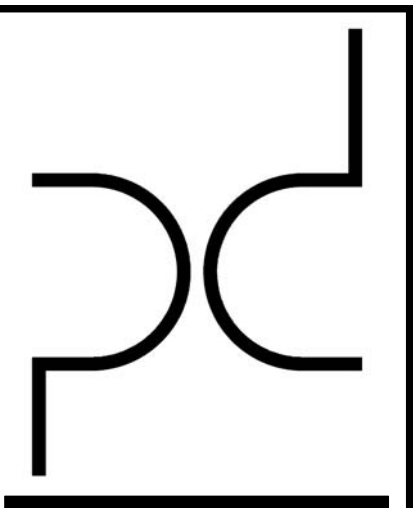
2ND FLOOR PARKING GARAGE
LIGHTING PLAN

LT-20081





1 2ND FLOOR PARKING GARAGE PHOTOMETRICS
 3/64" = 1'-0"



ARCHITECT
 PURE DESIGN
 11264 N. MADISON AVE.
 KANSAS CITY, MO 64115
 PHONE: 316.617.2052

STRUCTURAL ENGINEER
 BSE
 11320 W. 79TH ST.
 LENEXA, KS 66214
 PHONE: 913.492.7400

MEP ENGINEERS
 PKMR
 13300 W. 98TH ST.
 LENEXA, KS 66215
 PHONE: 913.492.2400

CIVIL ENGINEERS
 Russell Planning &
 Engineering Inc.
 934 Main Avenue, Unit C
 Durango CO, 81301
 Phone 970-385-4546

INTERIOR DESIGNER
 EDGEID
 4838 South Highland Drive
 Holladay, UT 84117
 p 801-642-4100
www.edgeid.com

KITCHEN CONSULTANT
 Culinex
 311 4th Ave South
 P.O. Box 365 | Sartell, MN 56377
 1-320-259-6557

OWNER
 LAMONT COMPANIES
 205 6TH AVE. SE - SUITE 300
 ABERDEEN, SD 57401
 PHONE: 605.225.1712

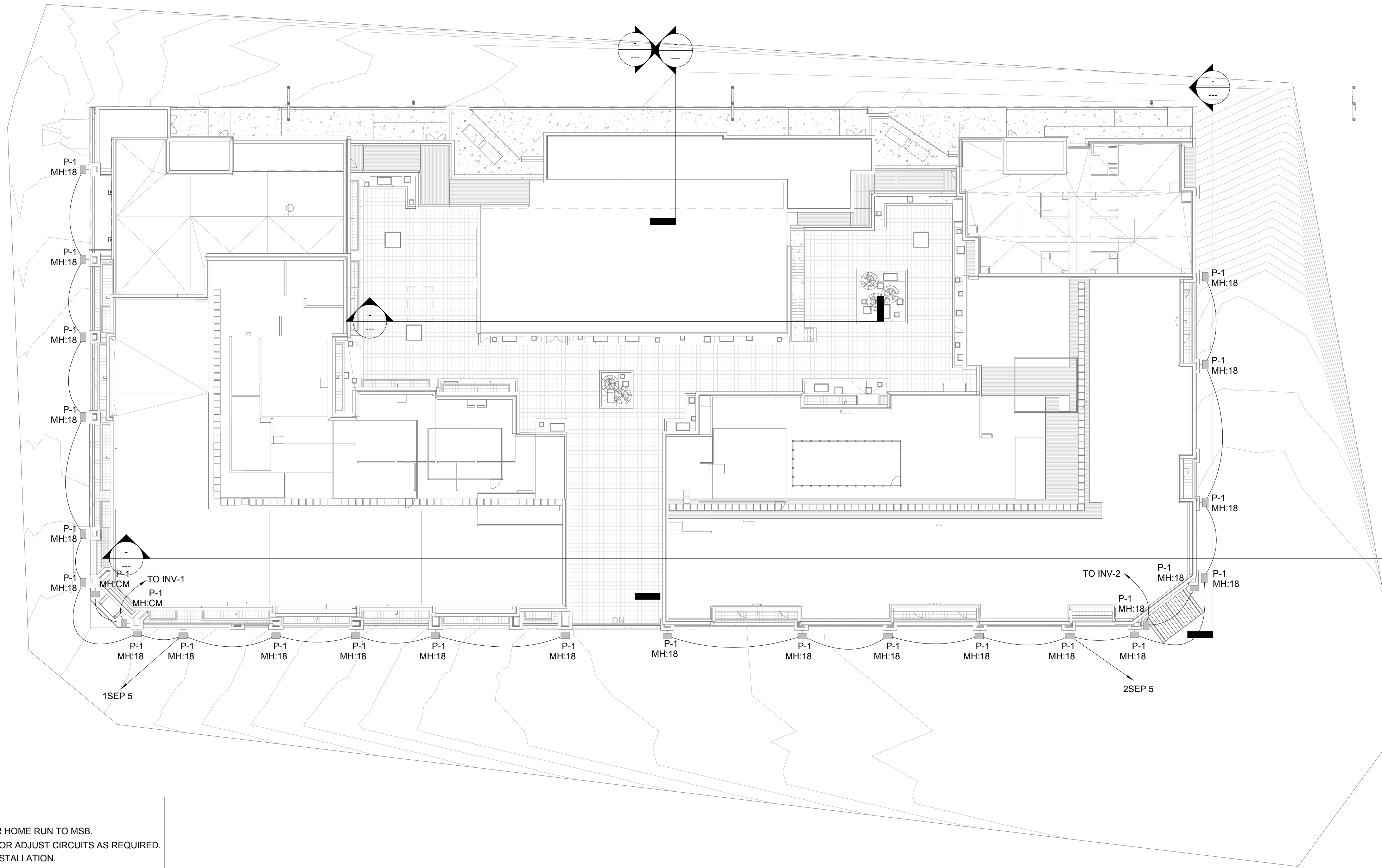
Dual Hotel Durango
 - AC & HIS
 400 Block, East 2nd Avenue, Durango, CO 81301

JOB NO: 84-114-1701
 DATE: 03-07-2019
 ISSUE RECORD: FOR CONSTRUCTION
 REVISIONS:

NO.	DATE	DESCRIPTION




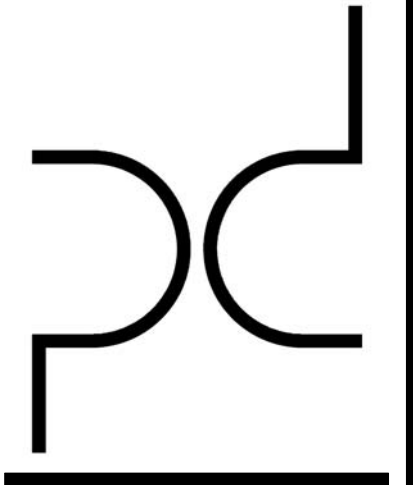
2ND FLOOR PARKING GARAGE
 PHOTOMETRICS
LT-20082



- GENERAL ELECTRICAL NOTES**
- ELECTRICAL CONTRACTOR SHALL PROVIDE ELECTRICAL ROUTE INCLUDING FEEDER HOME RUN TO MSB.
 - ELECTRICAL CONTRACTOR SHALL BALANCE CURRENT IN ALL PANELS; MODIFY AND/OR ADJUST CIRCUITS AS REQUIRED.
 - VERIFY WALL SCONCE HEIGHT WITH ARCHITECT/OWNER PRIOR TO ROUGH-IN OR INSTALLATION.

- LIGHTING CONTROL NOTES**
- ELECTRICAL CONTRACTOR SHALL PROVIDE CONTROLS AS SPECIFIED BELOW:**
 - AREAS ENCLOSED BY WALLS OR FLOOR TO CEILING PARTITIONS SHALL HAVE AT LEAST ONE MANUAL CONTROL FOR THAT PARTICULAR AREA.
 - CONTRACTOR SHALL ELIMINATE MANUAL CONTROLS IN AREAS INCLUDING SECURITY, EMERGENCY, CORRIDORS AND STAIRWAYS.
 - CONTRACTOR SHALL MAKE SURE THAT AREAS REQUIRING MANUAL CONTROL SHALL ALSO ALLOW OCCUPANT TO REDUCE THE CONNECTED LIGHTING LOAD UNIFORMLY BY AT LEAST 50 PERCENT.
 - CONTRACTOR SHALL MAKE SURE LIGHTING REDUCTION CONTROLS SHOULD NOT BE PROVIDED IN AREAS LIKE CORRIDORS, EQUIPMENT ROOMS, STOREROOMS, RESTROOMS, PUBLIC LOBBIES, ELECTRICAL OR MECHANICAL ROOMS.
 - ELECTRICAL CONTRACTOR TO MAKE SURE** THAT OCCUPANCY SENSORS SHALL BE INSTALLED IN ALL EMPLOYEE BREAK ROOMS, OFFICES, RESTROOMS, STORAGE ROOMS, JANITOR CLOSETS AND AREAS THAT ARE 300 SQ.FT OR LESS ENCLOSED BY FLOOR TO CEILING PARTITIONS.
 - AUTOMATIC CONTROL DEVICES SHALL BE INSTALLED TO AUTOMATICALLY TURN OFF LIGHTS WITHIN 30 MINUTES OF ALL OCCUPANTS LEAVING THE SPACE AND SHALL BE EITHER MANUAL ON OR SHALL BE CONTROLLED TO AUTOMATICALLY TURN THE LIGHTING ON TO NOT MORE THAN 50 PERCENT POWER.
 - FULL AUTOMATIC SHALL BE PERMITTED TO CONTROL LIGHTING IN PUBLIC CORRIDORS, STAIRWAYS, RESTROOMS, PRIMARY BUILDING ENTRANCES AND LOBBIES, AND AREAS OPERATING ON MANUAL CONTROL.
 - DISPLAY AND ACCENT LIGHT** SHALL BE CONTROLLED BY A DEDICATED CONTROL INDEPENDENT OF OTHER LIGHTS IN ROOM.
 - LIGHTS USED FOR DISPLAY PURPOSES SHALL BE CONTROLLED BY A DEDICATED CONTROL INDEPENDENT OF OTHER CONTROLS WITHIN THE ROOM.
 - SLEEPING UNITS AND GUEST SUITS SHALL HAVE MASTER CONTROL DEVICE AT MAIN ENTRANCE OF THE ROOM CONTROLLING ALL PERMANENTLY INSTALLED LUMINARIES AND SWITCHED RECEPTACLES.
 - SUPPLEMENT TASK LIGHTS INCLUDING LIGHTS UNDER-SHELF AND UNDER-CABINETS SHALL HAVE CONTROL DEVICE INTEGRATED TO LUMINARIES OR CONTROLLED BY A WALL-MOUNTED CONTROL DEVICE.
 - EXTERIOR LIGHTING NOT DESIGNATED FOR DUSK-TO-DAWN OPERATION SHALL BE CONTROLLED BY EITHER A COMBINATION OF PHOTO SENSOR AND A TIME SWITCH, OR AN ASTRONOMICAL TIME SWITCH. LIGHTING DESIGNATED FOR DUSK-TO-DAWN OPERATION SHALL BE CONTROLLED BY AN ASTRONOMICAL TIME SWITCH OR PHOTO SENSOR. ALL TIME SWITCHES SHALL BE CAPABLE OF RETAINING PROGRAMMING AND THE TIME SETTING DURING LOSS OF POWER FOR A PERIOD OF AT LEAST 10 HOURS.

1 SITE LIGHTING PLAN
3/64" = 1'-0"



ARCHITECT
PURE DESIGN
11264 N. MADISON AVE.
KANSAS CITY, MO 64115
PHONE: 316.617.2052

STRUCTURAL ENGINEER
BSE
11320 W. 79TH ST.
LENEXA, KS 66214
PHONE: 913.492.7400

MEP ENGINEERS
PKMR
13300 W. 98TH ST.
LENEXA, KS 66215
PHONE: 913.492.2400

CIVIL ENGINEERS
Russell Planning & Engineering Inc.
934 Main Avenue, Unit C
Durango CO, 81301
Phone 970-385-4546

INTERIOR DESIGNER
EDGEID
4838 South Highland Drive
Holladay, UT 84117
p 801-642-4100
www.edgeid.com

KITCHEN CONSULTANT
Culinox
311 4th Ave South
P.O. Box 365 | Sartell, MN 56377
1-320-259-6557

OWNER
LAMONT COMPANIES
205 6TH AVE SE - SUITE 300
ABERDEEN, SD 57401
PHONE: 605.225.1712

Dual Hotel Durango
- AC & HIS
400 Block, East 2nd Avenue, Durango, CO 81301

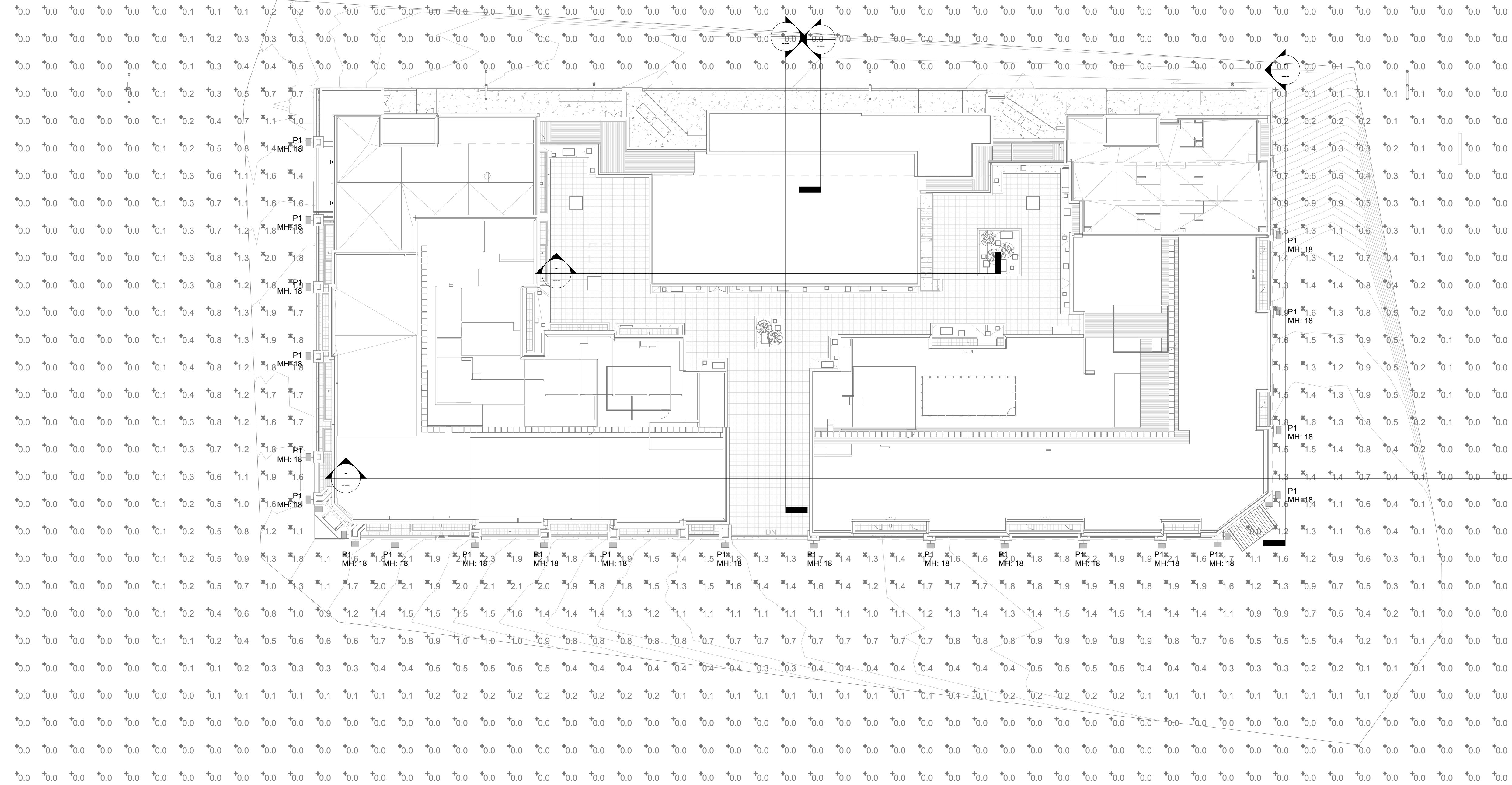
JOB NO: 84-114-1701
DATE: 03-07-2019
ISSUE RECORD: FOR CONSTRUCTION

REVISIONS:

NO.	DESCRIPTION

SITE LIGHTING PLAN
LT-200C1






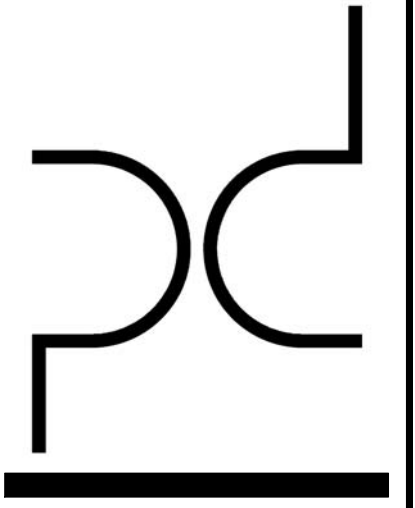
GENERAL ELECTRICAL NOTES

1. ELECTRICAL CONTRACTOR SHALL PROVIDE ELECTRICAL ROUTE INCLUDING FEEDER HOME RUN TO MSB.
2. ELECTRICAL CONTRACTOR SHALL BALANCE CURRENT IN ALL PANELS; MODIFY AND/OR ADJUST CIRCUITS AS REQUIRED.
3. VERIFY WALL SCONCE HEIGHT WITH ARCHITECT/OWNER PRIOR TO ROUGH-IN OR INSTALLATION.

LIGHTING CONTROL NOTES

1. ELECTRICAL CONTRACTOR SHALL PROVIDE CONTROLS AS SPECIFIED BELOW:
 - a. AREAS ENCLOSED BY WALLS OR FLOOR TO CEILING PARTITIONS SHALL HAVE AT LEAST ONE MANUAL CONTROL FOR THAT PARTICULAR AREA.
 - b. CONTRACTOR SHALL ELIMINATE MANUAL CONTROLS IN AREAS INCLUDING SECURITY, EMERGENCY, CORRIDORS AND STAIRWAYS.
 - c. CONTRACTOR SHALL MAKE SURE THAT AREAS REQUIRING MANUAL CONTROL SHALL ALSO ALLOW OCCUPANT TO REDUCE THE CONNECTED LIGHTING LOAD UNIFORMLY BY AT LEAST 50 PERCENT.
 - d. CONTRACTOR SHALL MAKE SURE LIGHTING REDUCTION CONTROLS SHOULD NOT BE PROVIDED IN AREAS LIKE CORRIDORS, EQUIPMENT ROOMS, STOREROOMS, RESTROOMS, PUBLIC LOBBIES, ELECTRICAL OR MECHANICAL ROOMS.
2. ELECTRICAL CONTRACTOR TO MAKE SURE THAT OCCUPANCY SENSORS SHALL BE INSTALLED IN ALL EMPLOYEE BREAK ROOMS, OFFICES, RESTROOMS, STORAGE ROOMS, JANITOR CLOSETS AND AREAS THAT ARE 300 SQ.FT OR LESS ENCLOSED BY FLOOR TO CEILING PARTITIONS.
3. AUTOMATIC CONTROL DEVICES SHALL BE INSTALLED TO AUTOMATICALLY TURN OFF LIGHTS WITHIN 30 MINUTES OF ALL OCCUPANTS LEAVING THE SPACE AND SHALL BE EITHER MANUAL ON OR SHALL BE CONTROLLED TO AUTOMATICALLY TURN THE LIGHTING ON TO NOT MORE THAN 50 PERCENT POWER.
 - a. FULL AUTOMATIC SHALL BE PERMITTED TO CONTROL LIGHTING IN PUBLIC CORRIDORS, STAIRWAYS, RESTROOMS, PRIMARY BUILDING ENTRANCES AND LOBBIES, AND AREAS OPERATING ON MANUAL CONTROL.
4. DISPLAY AND ACCENT LIGHT SHALL BE CONTROLLED BY A DEDICATED CONTROL INDEPENDENT OF OTHER LIGHTS IN ROOM.
5. LIGHTS USED FOR DISPLAY PURPOSES SHALL BE CONTROLLED BY A DEDICATED CONTROL INDEPENDENT OF OTHER CONTROLS WITHIN THE ROOM.
6. SLEEPING UNITS AND GUEST SUITS SHALL HAVE MASTER CONTROL DEVICE AT MAIN ENTRANCE OF THE ROOM CONTROLLING ALL PERMANENTLY INSTALLED LUMINARIES AND SWITCHED RECEPTACLES.
7. SUPPLEMENT TASK LIGHTS INCLUDING LIGHTS UNDER-SHELF AND UNDER-CABINETS SHALL HAVE CONTROL DEVICE INTEGRATED TO LUMINARIES OR CONTROLLED BY A WALL-MOUNTED CONTROL DEVICE.
8. EXTERIOR LIGHTING NOT DESIGNATED FOR DUSK-TO-DAWN OPERATION SHALL BE CONTROLLED BY EITHER A COMBINATION OF PHOTO SENSOR AND A TIME SWITCH, OR AN ASTRONOMICAL TIME SWITCH. LIGHTING DESIGNATED FOR DUSK-TO-DAWN OPERATION SHALL BE CONTROLLED BY AN ASTRONOMICAL TIME SWITCH OR PHOTO SENSOR. ALL TIME SWITCHES SHALL BE CAPABLE OF RETAINING PROGRAMMING AND THE TIME SETTING DURING LOSS OF POWER FOR A PERIOD OF AT LEAST 10 HOURS.

1 SITE PHOTOMETRICS
3/64" = 1'-0"



ARCHITECT
PURE DESIGN
11264 N. MADISON AVE.
KANSAS CITY, MO 64115
PHONE: 316.617.2052

STRUCTURAL ENGINEER
BSE
11320 W. 79TH ST.
LENEXA, KS 66214
PHONE: 913.492.7400

MEP ENGINEERS
PKMR
13300 W. 98TH ST.
LENEXA, KS 66215
PHONE: 913.492.2400

CIVIL ENGINEERS
Russell Planning & Engineering Inc.
934 Main Avenue, Unit C
Durango CO, 81301
Phone 970-385-4546

INTERIOR DESIGNER
EDGEID
4838 South Highland Drive
Holladay, UT 84117
p 801-642-4100
www.edgeid.com

KITCHEN CONSULTANT
Culindex
311 4th Ave South
P.O. Box 365 | Sartell, MN 56377
1-320-259-6557

OWNER
LAMONT COMPANIES
205 6TH AVE. SE - SUITE 300
ABERDEEN, SD 57401
PHONE: 605.225.1712

Dual Hotel Durango
- AC & HIS
400 Block, East 2nd Avenue, Durango, CO 81301


JOB NO: 04-114-1701
DATE: 03-07-2019
ISSUE RECORD: FOR CONSTRUCTION

REVISIONS:

NO.	DESCRIPTION


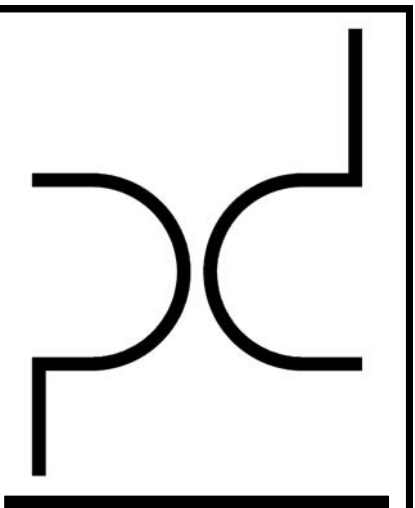



SITE LIGHTING PHOTOMETRICS
LT-200G2



1 1ST FLOOR LIGHTING PLAN
1/8" = 1'-0"

LT-201 KEY NOTES	
#	Text
1	LIGHTS ARE WIRED TO AN OCCUPANCY SENSOR WITH 30-MINUTE DELAY. A MINIMUM LIGHT LEVEL OF TWO FOOT-CANDLES/20 LUX IS MAINTAINED WHEN THE ROOM IS UNOCCUPIED.
2	ALL LIGHTING FIXTURES SHALL BE AS PER BRAND STANDARDS.
3	PROVIDE WALL MOUNTED LOWER EXIT SIGNAGE WITH MIN. 2 HR. BATTERY PACK AND CONNECT WITH NEAREST NON SWITCHING LEG CIRCUIT AS PER IBC 1013.2. BOTTOM OF SIGNAGE SHALL NOT BE LESS THAN 10" AND NOT MORE THAN 12" ABOVE FINISH FLOOR. SIGNAGE SHALL BE FLUSH MOUNTED TO THE WALL AND THE EDGE OF THE SIGNAGE NOT MORE THAN 4" AWAY FROM THE DOOR FRAME OF LATCH SIDE OF DOOR.
4	ALL EXTERIOR LIGHTING CONTROL THROUGH PHOTOSENSOR.
5	CONTRACTOR SHALL PROVIDE EXIT LIGHT WITH MIN 2 HR. BATTERY PACK TYPE AND AS PER NFPA LIFE SAFETY CODE REQUIREMENT. CONTRACTOR SHALL USE CIRCUIT FOR TYPICAL FLOOR EXIT LIGHTS. CONTRACTOR SHALL ALSO CONNECT WITH NEAREST NON SWITCHING LEG OF CIRCUIT AND MAKE SURE THAT LIGHTING SHALL REMAIN ON IN ALL CONDITION.
6	STAIR LIGHTS ARE WIRED TO AN OCCUPANCY SENSOR WITH 30-MINUTE DELAY. A MINIMUM LIGHT LEVEL OF TWO FOOT-CANDLES/20 LUX IS MAINTAINED WHEN THE ROOM IS UNOCCUPIED.
7	CONTRACTOR SHALL COORDINATE WITH VENDOR AND PROVIDE LOW VOLTAGE CEILING MOUNTED OCCUPANCY SENSOR WITH WALL MOUNTED MOMENTARY SWITCH.
8	BASE4 HAS PROVIDED DIMMER WIRING AND SCHEDULE FOR REFERENCE ONLY. CONTRACTOR SHALL COORDINATE WITH DIMMER VENDOR AND PROVIDE CONNECTION FOR DIMMER PANEL AND LIGHTING ACCORDINGLY.
9	CONTRACTOR SHALL ALSO PROVIDE WALL OVERRIDE SWITCH FOR CEILING MOUNTED DUAL TECHNOLOGY OCCUPANCY SENSOR.
10	CONTRACTOR SHALL COORDINATE WITH VENDOR AND PROVIDE DUAL TECHNOLOGY OCCUPANCY SENSOR WITH 30-MINUTES DELAY FOR BOTH NORMAL AND EMERGENCY CIRCUITS. A MINIMUM LIGHT LEVEL OF TWO FOOT-CANDLES/20 LUX IS MAINTAINED WHEN THE ROOM IS UNOCCUPIED.
11	KITCHEN VENDOR WILL PROVIDE LIGHTS FOR FOOD COOLER AND FOOD FREEZER AREA.
12	CONTRACTOR SHALL PROVIDE ELTS FOR EMERGENCY FIXTURE TO OPERATE WITH DIMMER.
13	CONTRACTOR SHALL PROVIDE DAYLIGHT SENSOR TO CONTROL THE LIGHTS OF LOBBY.
14	PROVIDE MULTI-BUTTON LOW VOLTAGE SWITCH FOR CONTROL OF LIGHTS IN THIS AREA.



ARCHITECT
PURE DESIGN
11264 N. MADISON AVE.
KANSAS CITY, MO 64115
PHONE: 316.617.2052

STRUCTURAL ENGINEER
BSE
11320 W. 79TH ST.
LENEXA, KS 66214
PHONE: 913.492.7400

MEP ENGINEERS
PKMR
13300 W. 98TH ST.
LENEXA, KS 66215
PHONE: 913.492.2400

CIVIL ENGINEERS
Russell Planning & Engineering Inc.
934 Main Avenue, Unit C
Durango CO, 81301
Phone 970-385-4546

INTERIOR DESIGNER
EDGEID
4838 South Highland Drive
Holladay, UT 84117
p 801-642-4100
www.edgeid.com

KITCHEN CONSULTANT
Culinx
311 4th Ave South
P.O. Box 365 | Sartell, MN 56377
1-320-259-6557

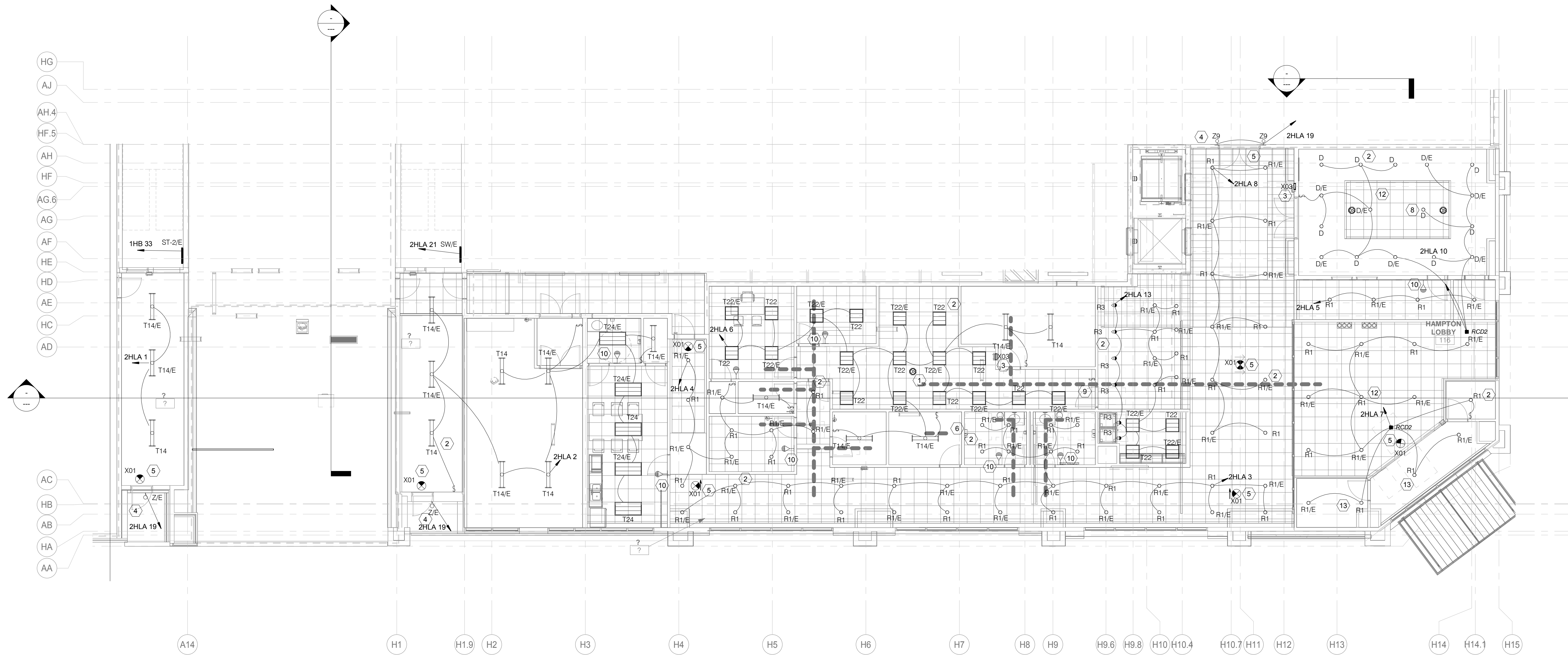
OWNER
LAMONT COMPANIES
205 6TH AVE. SE - SUITE 300
ABERDEEN, SD 57401
PHONE: 605.225.1712

Dual Hotel Durango
- AC & HIS
400 Block, East 2nd Avenue, Durango, CO 81301

JOB NO: 04-14-1701
DATE: 03-07-2019
ISSUE RECORD: FOR CONSTRUCTION

REVISIONS:
0 2018.05.30
3 2018.10.10

1ST FLOOR LIGHTING PLAN
LT-201



1 1ST FLOOR LIGHTING PLAN - A
1/8" = 1'-0"

GENERAL ELECTRICAL NOTES


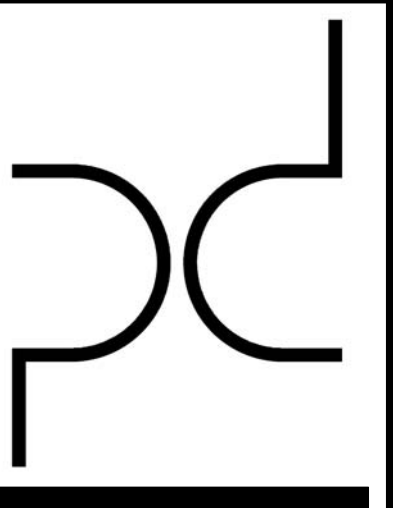

1. ELECTRICAL CONTRACTOR SHALL PROVIDE ELECTRICAL ROUTE INCLUDING FEEDER HOME RUN TO MSB.
2. ELECTRICAL CONTRACTOR SHALL BALANCE CURRENT IN ALL PANELS. MODIFY AND/OR ADJUST CIRCUITS AS REQUIRED.
3. VERIFY WALL SCONCE HEIGHT WITH ARCHITECT/OWNER PRIOR TO ROUGH-IN OR INSTALLATION.

LIGHTING CONTROL NOTES

1. ELECTRICAL CONTRACTOR SHALL PROVIDE CONTROLS AS SPECIFIED BELOW:
 - a. AREAS ENCLOSED BY WALLS OR FLOOR TO CEILING PARTITIONS SHALL HAVE AT LEAST ONE MANUAL CONTROL FOR THAT PARTICULAR AREA.
 - b. CONTRACTOR SHALL ELIMINATE MANUAL CONTROLS IN AREAS INCLUDING SECURITY, EMERGENCY, CORRIDORS AND STAIRWAYS.
 - c. CONTRACTOR SHALL MAKE SURE THAT AREAS REQUIRING MANUAL CONTROL SHALL ALSO ALLOW OCCUPANT TO REDUCE THE CONNECTED LIGHTING LOAD UNIFORMLY BY AT LEAST 50 PERCENT.
 - d. CONTRACTOR SHALL MAKE SURE LIGHTING REDUCTION CONTROLS SHOULD NOT BE PROVIDED IN AREAS LIKE CORRIDORS, EQUIPMENT ROOMS, STOREROOMS, RESTROOMS, PUBLIC LOBBIES, ELECTRICAL OR MECHANICAL ROOMS.
2. ELECTRICAL CONTRACTOR TO MAKE SURE THAT OCCUPANCY SENSORS SHALL BE INSTALLED IN ALL EMPLOYEE BREAK ROOMS, OFFICES, RESTROOMS, STORAGE ROOMS, JANITOR CLOSETS AND AREAS THAT ARE 300 SQ.FT OR LESS ENCLOSED BY FLOOR TO CEILING PARTITIONS.
3. AUTOMATIC CONTROL DEVICES SHALL BE INSTALLED TO AUTOMATICALLY TURN OFF LIGHTS WITHIN 30 MINUTES OF ALL OCCUPANTS LEAVING THE SPACE AND SHALL BE EITHER MANUAL ON OR SHALL BE CONTROLLED TO AUTOMATICALLY TURN THE LIGHTING ON TO NOT MORE THAN 50 PERCENT POWER.
 - a. FULL AUTOMATIC SHALL BE PERMITTED TO CONTROL LIGHTING IN PUBLIC CORRIDORS, STAIRWAYS, RESTROOMS, PRIMARY BUILDING ENTRANCES AND LOBBIES, AND AREAS OPERATING ON MANUAL CONTROL.
4. DISPLAY AND ACCENT LIGHT SHALL BE CONTROLLED BY A DEDICATED CONTROL INDEPENDENT OF OTHER LIGHTS IN ROOM.
5. LIGHTS USED FOR DISPLAY PURPOSES SHALL BE CONTROLLED BY A DEDICATED CONTROL INDEPENDENT OF OTHER CONTROLS WITHIN THE ROOM.
6. SLEEPING UNITS AND GUEST SUITS SHALL HAVE MASTER CONTROL DEVICE AT MAIN ENTRANCE OF THE ROOM CONTROLLING ALL PERMANENTLY INSTALLED LUMINARIES AND SWITCHED RECEPTACLES.
7. SUPPLEMENT TASK LIGHTS INCLUDING LIGHTS UNDER-SHELF AND UNDER-CABINETS SHALL HAVE CONTROL DEVICE INTEGRATED TO LUMINARIES OR CONTROLLED BY A WALL-MOUNTED CONTROL DEVICE.
8. EXTERIOR LIGHTING NOT DESIGNATED FOR DUSK-TO-DAWN OPERATION SHALL BE CONTROLLED BY EITHER A COMBINATION OF PHOTO SENSOR AND A TIME SWITCH, OR AN ASTRONOMICAL TIME SWITCH. LIGHTING DESIGNATED FOR DUSK-TO-DAWN OPERATION SHALL BE CONTROLLED BY AN ASTRONOMICAL TIME SWITCH OR PHOTO SENSOR. ALL TIME SWITCHES SHALL BE CAPABLE OF RETAINING PROGRAMMING AND THE TIME SETTING DURING LOSS OF POWER FOR A PERIOD OF AT LEAST 10 HOURS

LT-201A KEY NOTES

#	Text
1	LIGHTS ARE WIRED TO AN OCCUPANCY SENSOR WITH 30-MINUTE DELAY. A MINIMUM LIGHT LEVEL OF TWO FOOT-CANDLES/20 LUX IS MAINTAINED WHEN THE ROOM IS UNOCCUPIED.
2	ALL LIGHTING FIXTURES SHALL BE AS PER BRAND STANDARDS.
3	PROVIDE WALL MOUNTED LOWER EXIT SIGNAGE WITH MIN 2 HR. BATTERY PACK AND CONNECT WITH NEAREST NON SWITCHING LEG CIRCUIT AS PER IBC 1013.2. BOTTOM OF SIGNAGE SHALL NOT BE LESS THAN 10" AND NOT MORE THAN 12" ABOVE FINISH FLOOR. SIGNAGE SHALL BE FLUSH MOUNTED TO THE WALL AND THE EDGE OF THE SIGNAGE NOT MORE THAN 4" AWAY FROM THE DOOR FRAME OF LATCH SIDE OF DOOR.
4	ALL EXTERIOR LIGHTING CONTROL THROUGH PHOTOSENSOR
5	CONTRACTOR SHALL PROVIDE EXIT LIGHT WITH MIN 2 HR. BATTERY PACK TYPE AND AS PER NFPA LIFE SAFETY CODE REQUIREMENT CONTRACTOR SHALL USE CIRCUIT FOR TYPICAL FLOOR EXIT LIGHTS. CONTRACTOR SHALL ALSO CONNECT WITH NEAREST NON SWITCHING LEG OF CIRCUIT AND MAKE SURE THAT LIGHTING SHALL REMAIN ON IN ALL CONDITION.
6	STAIR LIGHTS ARE WIRED TO AN OCCUPANCY SENSOR WITH 30-MINUTE DELAY. A MINIMUM LIGHT LEVEL OF TWO FOOT-CANDLES/20 LUX IS MAINTAINED WHEN THE ROOM IS UNOCCUPIED
7	CONTRACTOR SHALL COORDINATE WITH VENDOR AND PROVIDE LOW VOLTAGE CEILING MOUNTED OCCUPANCY SENSOR WITH WALL MOUNTD MOMENTARY SWITCH.
8	BASE4 HAS PROVIDED DIMMER WIRING AND SCHEDULE FOR REFERENCE ONLY. CONTRACTOR SHALL COORDINATE WITH DIMMER VENDOR AND PROVIDE CONNECTION FOR DIMMER PANEL AND LIGHTING ACCORDINGLY.
9	CONTRACTOR SHALL ALSO PROVIDE WALL OVERRIDE SWITCH FOR CEILING MOUNTED DUAL TECHNOLOGY OCCUPANCY SENSOR
10	CONTRACTOR SHALL COORDINATE WITH VENDOR AND PROVIDE DUAL TECHNOLOGY OCCUPANCY SENSOR WITH 30-MINUTES DELAY FOR BOTH NORMAL AND EMERGENCY CIRCUITS A MINIMUM LIGHT LEVEL OF TWO FOOT-CANDLES/20 LUX IS MAINTAINED WHEN THE ROOM IS UNOCCUPIED.
11	KITCHEN VENDOR WILL PROVIDE LIGHTS FOR FOOD COOLER AND FOOD FREEZER AREA.
12	CONTRACTOR SHALL PROVIDE ELTS FOR EMERGENCY FIXTURE TO OPERATE WITH DIMMER.
13	CONTRACTOR SHALL PROVIDE DAYLIGHT SENSOR TO CONTROL THE LIGHTS OF LOBBY.
14	PROVIDE MULTI-BUTTON LOW VOLTAGE SWITCH FOR CONTROL OF LIGHTS IN THIS AREA



ARCHITECT
PURE DESIGN
11264 N. MADISON AVE.
KANSAAS CITY, MO 64115
PHONE: 316.617.2052

STRUCTURAL ENGINEER
BSE
11320 W. 79TH ST.
LENEXA, KS 66214
PHONE: 913.492.7400

MEP ENGINEERS
PKMR
13300 W. 98TH ST.
LENEXA, KS 66215
PHONE: 913.492.2400

CIVIL ENGINEERS
Russell Planning & Engineering Inc.
934 Main Avenue, Unit C
Durango CO, 81301
Phone 970-385-4546

INTERIOR DESIGNER
EDGEID
4838 South Highland Drive
Holladay, UT 84117
p 801-642-4100
www.edgeid.com

KITCHEN CONSULTANT
Culinx
311 4th Ave South
P.O. Box 365 | Sartell, MN 56377
1-320-259-6557

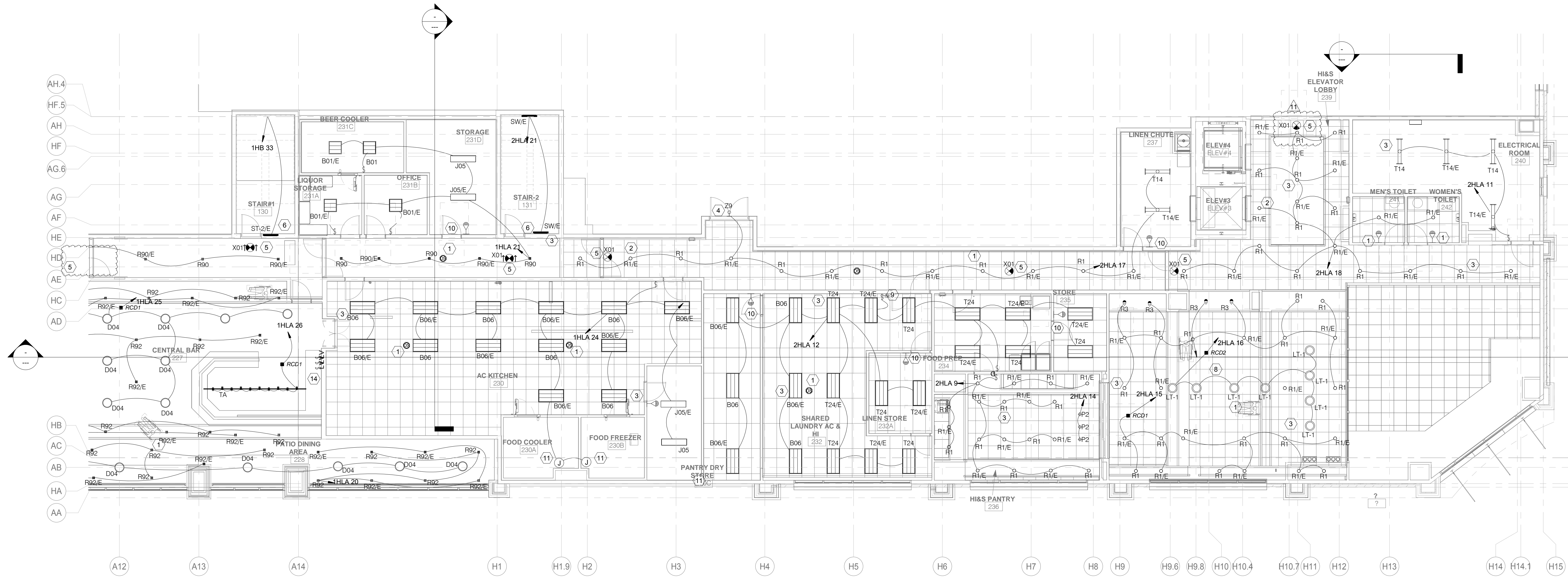
OWNER
LAMONT COMPANIES
205 6TH AVE. SE - SUITE 300
ABERDEEN, SD 57401
PHONE: 605.225.1712

Dual Hotel Durango
- AC & HIS
400 Block, East 2nd Avenue, Durango, CO 81301

JOB NO:	B4-14-1701
DATE:	03-07-2019
ISSUE RECORD:	FOR CONSTRUCTION
REVISIONS:	
0	2018.05.30
3	2018.10.10
10	2019.06.14


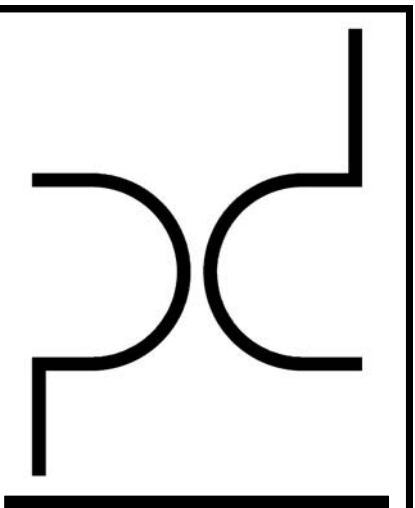
1ST FLOOR LIGHTING PLAN - A

LT-201A



1 2ND FLOOR LIGHTING PLAN - B
1/8" = 1'-0"

LT-202B KEY NOTES	
#	Text
1	LIGHTS ARE WIRED TO AN OCCUPANCY SENSOR WITH 30-MINUTE DELAY. A MINIMUM LIGHT LEVEL OF TWO FOOT-CANDLES/20 LUX IS MAINTAINED WHEN THE ROOM IS UNOCCUPIED.
2	ALL LIGHTING FIXTURES SHALL BE AS PER BRAND STANDARDS.
3	PROVIDE WALL MOUNTED LOWER EXIT SIGNAGE WITH MIN. 2 HR. BATTERY PACK AND CONNECT WITH NEAREST NON SWITCHING LEG CIRCUIT AS PER IBC 1013.2. BOTTOM OF SIGNAGE SHALL NOT BE LESS THAN 10" AND NOT MORE THAN 12" ABOVE FINISH FLOOR. SIGNAGE SHALL BE FLUSH MOUNTED TO THE WALL AND THE EDGE OF THE SIGNAGE NOT MORE THAN 4" AWAY FROM THE DOOR FRAME OF LATCH SIDE OF DOOR.
4	ALL EXTERIOR LIGHTING CONTROL THROUGH PHOTOSENSOR
5	CONTRACTOR SHALL PROVIDE EXIT LIGHT WITH MIN 2 HR. BATTERY PACK TYPE AND AS PER NFPA LIFE SAFETY CODE REQUIREMENT. CONTRACTOR SHALL USE CIRCUIT FOR TYPICAL FLOOR EXIT LIGHTS. CONTRACTOR SHALL ALSO CONNECT WITH NEAREST NON SWITCHING LEG OF CIRCUIT AND MAKE SURE THAT LIGHTING SHALL REMAIN ON IN ALL CONDITION.
6	STAIR LIGHTS ARE WIRED TO AN OCCUPANCY SENSOR WITH 30-MINUTE DELAY. A MINIMUM LIGHT LEVEL OF TWO FOOT-CANDLES/20 LUX IS MAINTAINED WHEN THE ROOM IS UNOCCUPIED
7	CONTRACTOR SHALL COORDINATE WITH VENDOR AND PROVIDE LOW VOLTAGE CEILING MOUNTED OCCUPANCY SENSOR WITH WALL MOUNTED MOMENTARY SWITCH.
8	BASE4 HAS PROVIDED DIMMER WIRING AND SCHEDULE FOR REFERENCE ONLY. CONTRACTOR SHALL COORDINATE WITH DIMMER VENDOR AND PROVIDE CONNECTION FOR DIMMER PANEL AND LIGHTING ACCORDINGLY.
9	CONTRACTOR SHALL ALSO PROVIDE WALL OVERRIDE SWITCH FOR CEILING MOUNTED DUAL TECHNOLOGY OCCUPANCY SENSOR
10	CONTRACTOR SHALL COORDINATE WITH VENDOR AND PROVIDE DUAL TECHNOLOGY OCCUPANCY SENSOR WITH 30-MINUTES DELAY FOR BOTH NORMAL AND EMERGENCY CIRCUITS. A MINIMUM LIGHT LEVEL OF TWO FOOT-CANDLES/20 LUX IS MAINTAINED WHEN THE ROOM IS UNOCCUPIED.
11	KITCHEN VENDOR WILL PROVIDE LIGHTS FOR FOOD COOLER AND FOOD FREEZER AREA.
12	CONTRACTOR SHALL PROVIDE ELTS FOR EMERGENCY FIXTURE TO OPERATE WITH DIMMER.
13	CONTRACTOR SHALL PROVIDE DAYLIGHT SENSOR TO CONTROL THE LIGHTS OF LOBBY.
14	PROVIDE MULTI-BUTTON LOW VOLTAGE SWITCH FOR CONTROL OF LIGHTS IN THIS AREA



ARCHITECT
PURE DESIGN
11264 N. MADISON AVE.
KANSAS CITY, MO 64115
PHONE: 316.617.2052

STRUCTURAL ENGINEER
BSE
11320 W. 79TH ST.
LENEXA, KS 66214
PHONE: 913.492.7400

MEP ENGINEERS
PKMR
13300 W. 98TH ST.
LENEXA, KS 66215
PHONE: 913.492.2400

CIVIL ENGINEERS
Russell Planning & Engineering Inc.
934 Main Avenue, Unit C
Durango CO, 81301
Phone 970-385-4546

INTERIOR DESIGNER
EDGEID
4838 South Highland Drive
Holiday, UT 84117
p 801-642-4100
www.edgeid.com

KITCHEN CONSULTANT
Cullex
311 4th Ave South
P.O. Box 365 | Sartell, MN 56377
1-320-259-6557

OWNER
LAMONT COMPANIES
205 6TH AVE. SE - SUITE 300
ABERDEEN, SD 57401
PHONE: 605.225.1712

Dual Hotel Durango
- AC & HIS
400 Block, East 2nd Avenue, Durango, CO 81301

JOB NO: B4-14-1701
DATE: 03-07-2019

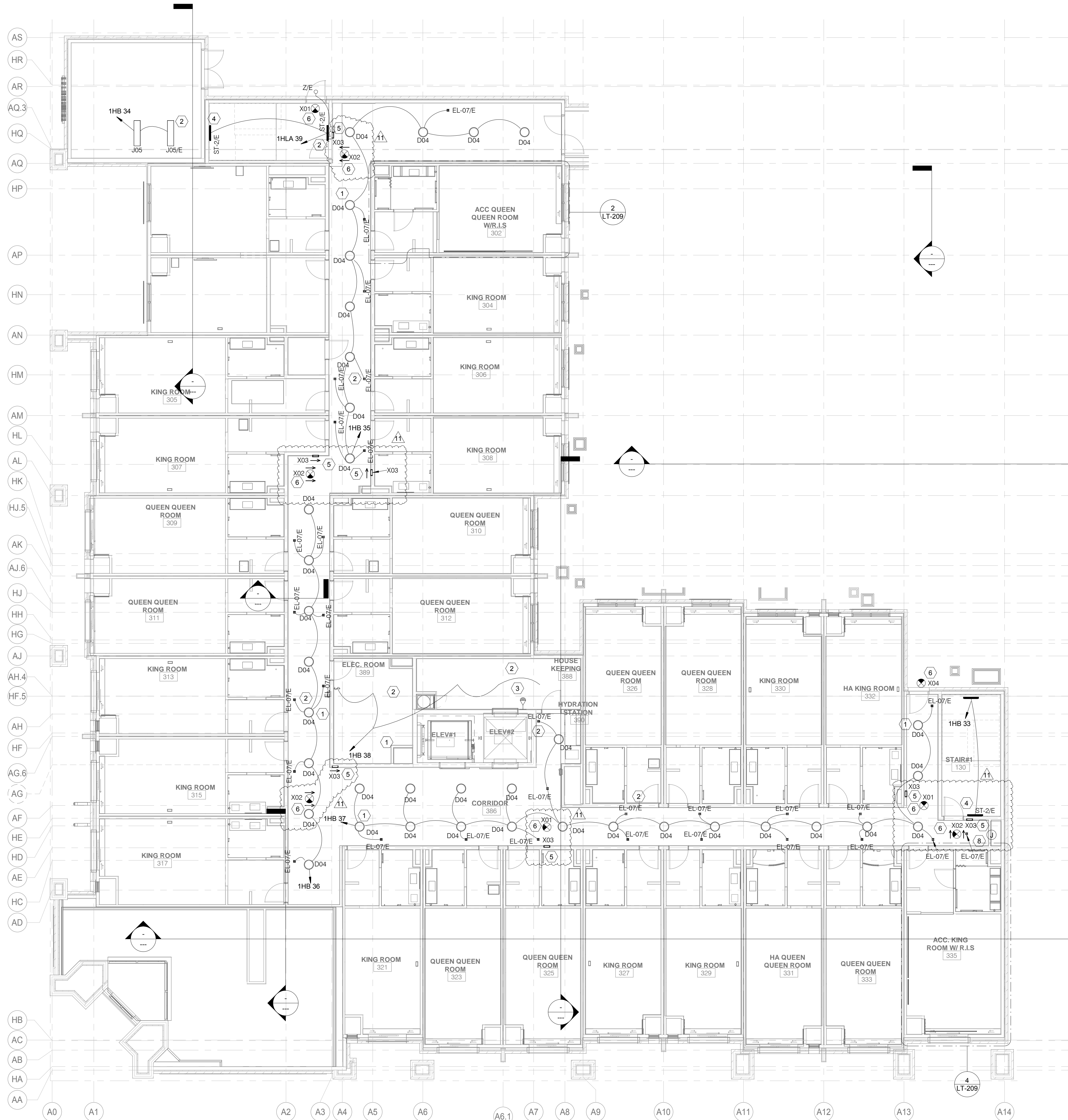
ISSUE RECORD: FOR CONSTRUCTION

REVISIONS:
0 2018.05.30
3 2018.10.10
11 2019.07.12

2ND FLOOR LIGHTING PLAN - B


LT-202B





1 3RD FLOOR LIGHTING PLAN - A
1/8" = 1'-0"

#	Text
1	ALL LIGHTING FIXTURES SHALL BE AS PER BRAND STANDARDS.
2	ALL LIGHTING FIXTURE DESIGNATED WITH /E TAG ARE EMERGENCY FIXTURES WITH INTEGRAL BATTERY BACKUP.
3	LIGHTS ARE WIRED TO AN OCCUPANCY SENSOR WITH 30-MINUTE DELAY. A MINIMUM LIGHT LEVEL OF TWO FOOT-CANDLES/20 LUX IS MAINTAINED WHEN THE ROOM IS UNOCCUPIED.
4	STAIR LIGHTS ARE WIRED TO AN OCCUPANCY SENSOR WITH 30-MINUTE DELAY. A MINIMUM LIGHT LEVEL OF TWO FOOT-CANDLES/20 LUX IS MAINTAINED WHEN THE ROOM IS UNOCCUPIED.
5	PROVIDE WALL MOUNTED LOWER EXIT SIGNAGE. CONNECT WITH NEAREST EMERGENCY NON SWITCHING LEG CIRCUIT AS PER IBC 1013.2. BOTTOM OF SIGNAGE SHALL NOT BE LESS THAN 10" AND NOT MORE THAN 12" ABOVE FINISH FLOOR. SIGNAGE SHALL BE FLUSH MOUNTED TO THE WALL AND THE EDGE OF THE SIGNAGE NOT MORE THAN 4" AWAY FROM THE DOOR FRAME OF LATCH SIDE OF DOOR.
6	CONTRACTOR SHALL PROVIDE EXIT LIGHT AND CONNECT WITH NEAREST EMERGENCY NON-SWITCH LEG CIRCUIT WITH BATTERY PACK TYPE AND CONNECT WITH EMERGENCY PANEL WITH NON SWITCHING LEG CIRCUIT. AND AS PER NFPA LIFE SAFETY CODE REQUIREMENT CONTRACTOR SHALL USE CIRCUIT FOR TYPICAL FLOOR EXIT LIGHTS. CONTRACTOR SHALL ALSO CONNECT WITH NEAREST NON SWITCHING LEG OF CIRCUIT AND MAKE SURE THAT LIGHTING SHALL REMAIN ON IN ALL CONDITION.
7	CONTRACTOR TO PROVIDE WP RATED FIXTURE DUE TO STEAM ROOM WET AREA.
8	CONTRACTOR SHALL PROVIDE JUNCTION BOX FOR LIGHT TO HIGHLIGHT ARTWORK/FEATURE ELEMENT.



ARCHITECT
PURE DESIGN
11264 N. MADISON AVE.
KANSAS CITY, MO 64115
PHONE: 316.617.2052

STRUCTURAL ENGINEER
BSE
11320 W. 79TH ST.
LENEXA, KS 66214
PHONE: 913.492.7400

MEP ENGINEERS
PKMR
13300 W. 98TH ST.
LENEXA, KS 66215
PHONE: 913.492.2400

CIVIL ENGINEERS
Russell Planning & Engineering Inc.
934 Main Avenue, Unit C
Durango CO, 81301
Phone 970-385-4546

INTERIOR DESIGNER
EDGEID
4838 South Highland Drive
Holladay, UT 84117
p 801-642-4100
www.edgeid.com

KITCHEN CONSULTANT
Culinx
311 4th Ave South
P.O. Box 365 | Sartell, MN 56377
1-320-259-6557

OWNER
LAMONT COMPANIES
205 6TH AVE. SE - SUITE 300
ABERDEEN, SD 57401
PHONE: 605.225.1712

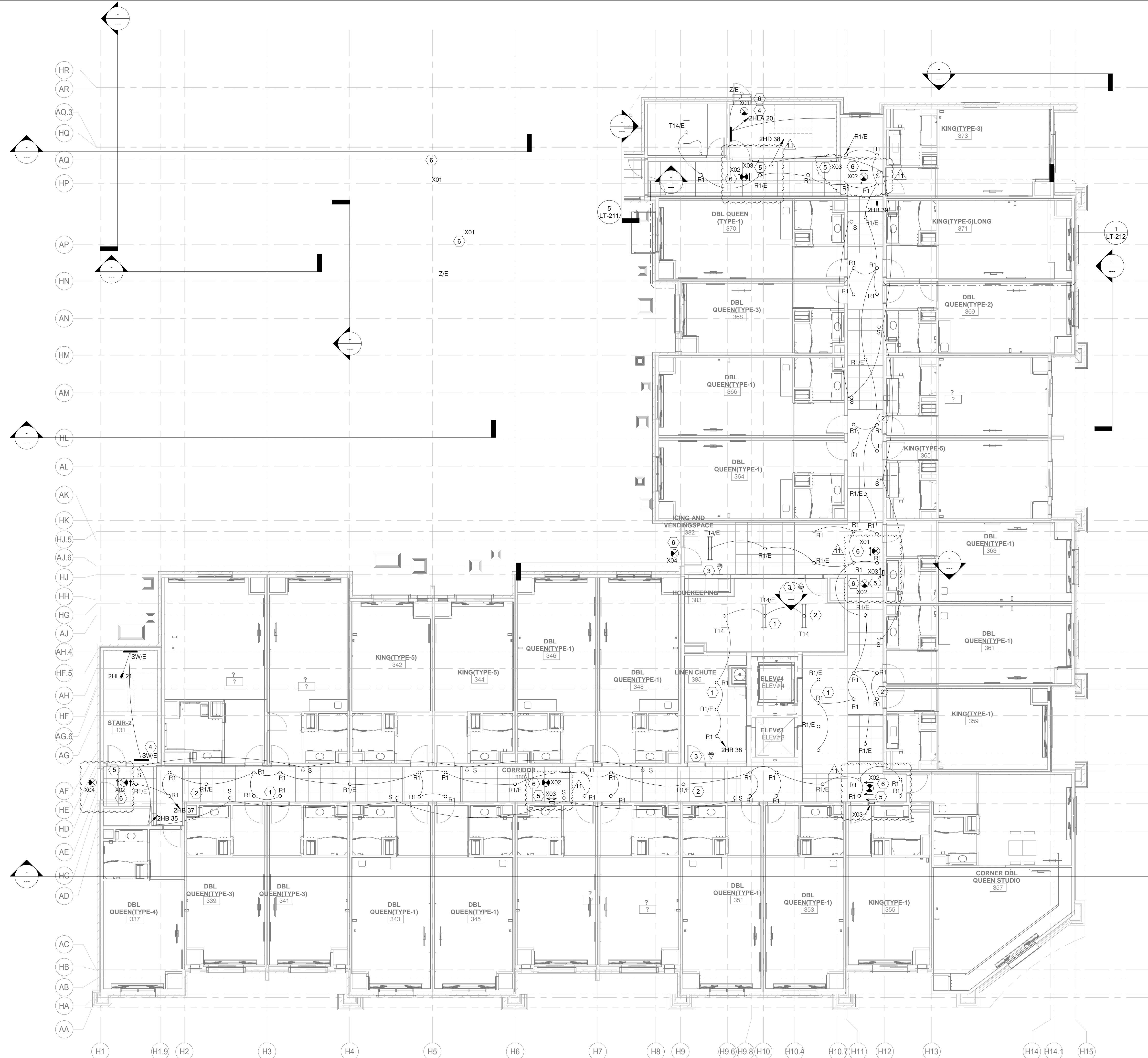
Dual Hotel Durango
- AC & HIS
400 Block, East 2nd Avenue, Durango, CO 81301

JOB NO: B4-14-1701
DATE: 03-07-2019
ISSUE RECORD: FOR CONSTRUCTION

REVISIONS:


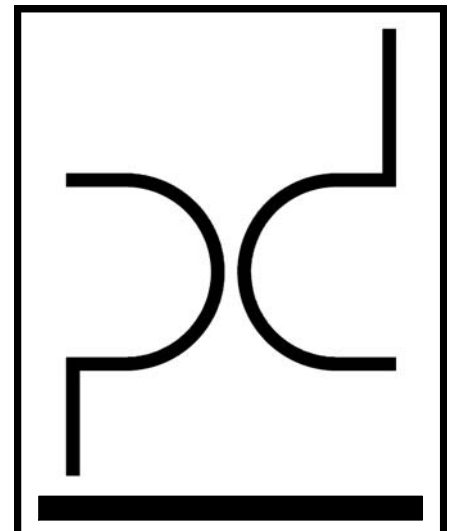
0	2018.05.30
3	2018.10.10
9	2019.5.17
10	2019.06.14
11	2019.07.12

3RD FLOOR LIGHTING PLAN - A
LT-203A



1 3RD FLOOR LIGHTING PLAN - B
1/8" = 1'-0"

#	Text
1	ALL LIGHTING FIXTURES SHALL BE AS PER BRAND STANDARDS.
2	ALL LIGHTING FIXTURE DESIGNATED WITH /E TAG ARE EMERGENCY FIXTURES WITH INTEGRAL BATTERY BACKUP.
3	LIGHTS ARE WIRED TO AN OCCUPANCY SENSOR WITH 30-MINUTE DELAY. A MINIMUM LIGHT LEVEL OF TWO FOOT-CANDLES/20 LUX IS MAINTAINED WHEN THE ROOM IS UNOCCUPIED.
4	STAIR LIGHTS ARE WIRED TO AN OCCUPANCY SENSOR WITH 30-MINUTE DELAY. A MINIMUM LIGHT LEVEL OF TWO FOOT-CANDLES/20 LUX IS MAINTAINED WHEN THE ROOM IS UNOCCUPIED.
5	PROVIDE WALL MOUNTED LOWER EXIT SIGNAGE, CONNECT WITH NEAREST EMERGENCY, NON SWITCHING LEG CIRCUIT AS PER IBC 1013.2. BOTTOM OF SIGNAGE SHALL NOT BE LESS THAN 10" AND NOT MORE THAN 12" ABOVE FINISH FLOOR. SIGNAGE SHALL BE FLUSH MOUNTED TO THE WALL AND THE EDGE OF THE SIGNAGE NOT MORE THAN 4" AWAY FROM THE DOOR FRAME OF LATCH SIDE OF DOOR.
6	CONTRACTOR SHALL PROVIDE EXIT LIGHT AND CONNECT WITH NEAREST EMERGENCY NON-SWITCH LEG CIRCUIT BATTERY PACK TYPE AND CONNECT WITH EMERGENCY PANEL WITH NON SWITCHING LEG CIRCUIT. AND AS PER NFPA LIFE SAFETY CODE REQUIREMENT. CONTRACTOR SHALL USE CIRCUIT FOR TYPICAL FLOOR EXIT LIGHTS. CONTRACTOR SHALL ALSO CONNECT WITH NEAREST NON SWITCHING LEG OF CIRCUIT AND MAKE SURE THAT LIGHTING SHALL REMAIN ON IN ALL CONDITION.
7	CONTRACTOR TO PROVIDE WP RATED FIXTURE DUE TO STEAM ROOM WET AREA.
8	CONTRACTOR SHALL PROVIDE JUNCTION BOX FOR LIGHT TO HIGHLIGHT ARTWORK/FEATURE ELEMENT.



ARCHITECT
PURE DESIGN
11264 N. MADISON AVE.
KANSAS CITY, MO 64115
PHONE: 316.617.2052

STRUCTURAL ENGINEER
BSE
11320 W. 79TH ST.
LENEXA, KS 66214
PHONE: 913.492.7400

MEP ENGINEERS
PKMR
13300 W. 98TH ST.
LENEXA, KS 66215
PHONE: 913.492.2400

CIVIL ENGINEERS
Russell Planning & Engineering Inc.
934 Main Avenue, Unit C
Durango CO, 81301
Phone 970-385-4546

INTERIOR DESIGNER
EDGEID
4838 South Highland Drive
Holladay, UT 84117
p 801-642-4100
www.edgeid.com

KITCHEN CONSULTANT
Culinx
311 4th Ave South
P.O. Box 365 | Sartell, MN 56377
1-320-259-6557

OWNER
LAMONT COMPANIES
205 6TH AVE. SE - SUITE 300
ABERDEEN, SD 57401
PHONE: 605.225.1712


Dual Hotel Durango
- AC & HIS
400 Block, East 2nd Avenue, Durango, CO 81301

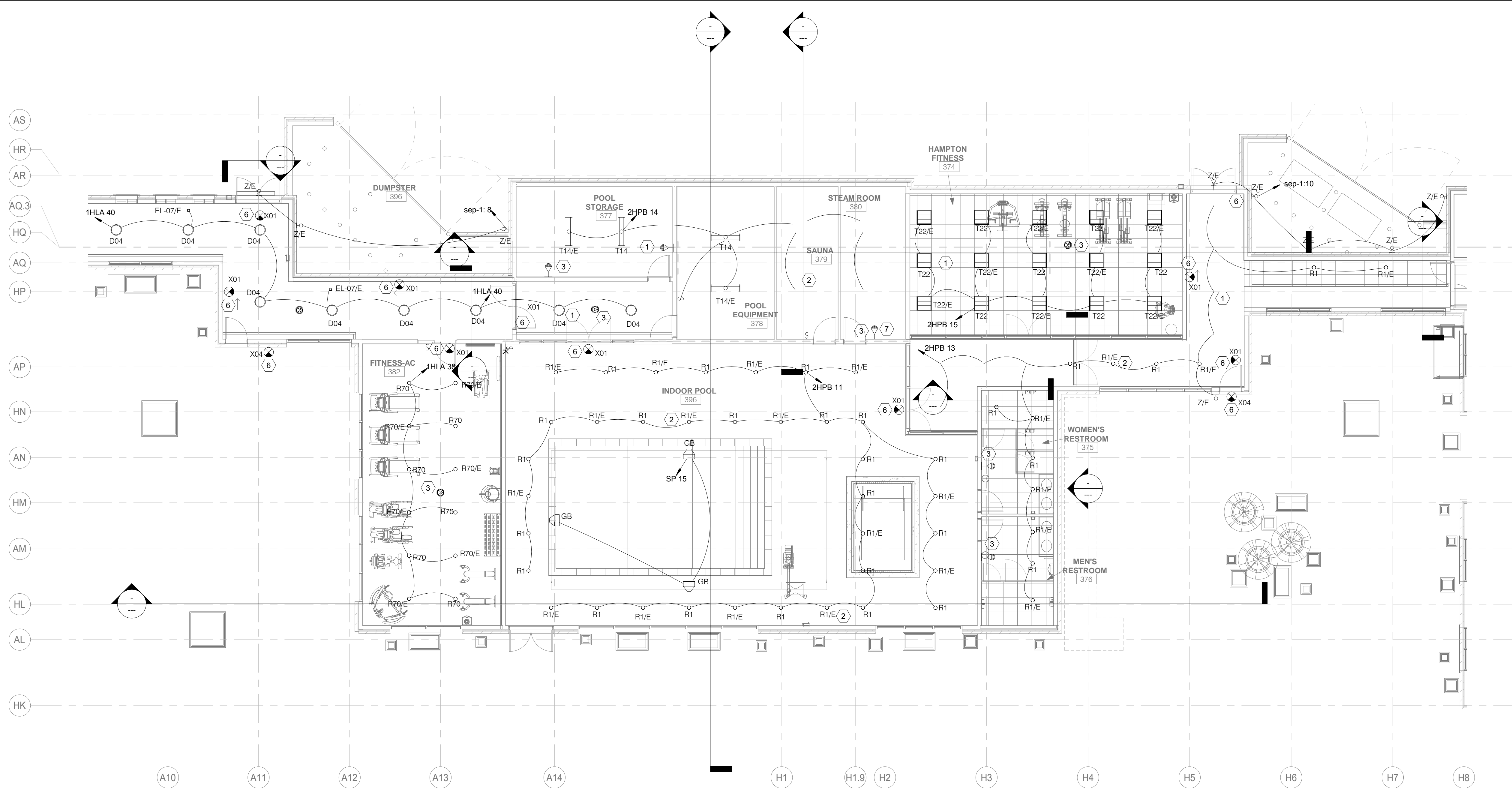
JOB NO: 84-14-1701
DATE: 03-07-2019
ISSUE RECORD: FOR CONSTRUCTION

REVISIONS:

0	2018.05.30
3	2018.10.10
4	2018.10.10
9	2019.5.17
10	2019.06.14
11	2019.07.12

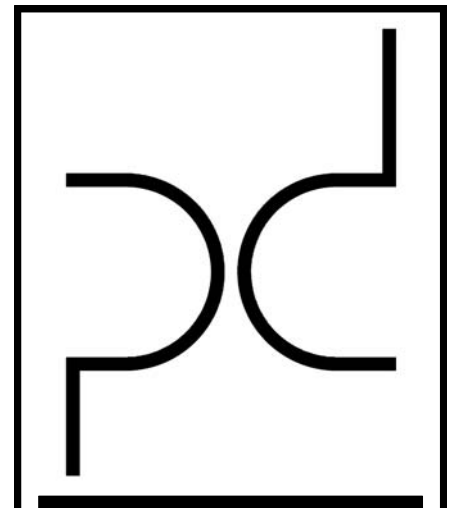

3RD FLOOR LIGHTING PLAN - B
LT-203B





1 3RD FLOOR LIGHTING PLAN - C
1/8" = 1'-0"

LT-203C KEY NOTES	
#	Text
1	ALL LIGHTING FIXTURES SHALL BE AS PER BRAND STANDARDS.
2	ALL LIGHTING FIXTURE DESIGNATED WITH /E TAG ARE EMERGENCY FIXTURES WITH INTEGRAL BATTERY BACKUP.
3	LIGHTS ARE WIRED TO AN OCCUPANCY SENSOR WITH 30-MINUTE DELAY. A MINIMUM LIGHT LEVEL OF TWO FOOT-CANDELES/20 LUX IS MAINTAINED WHEN THE ROOM IS UNOCCUPIED.
4	STAIR LIGHTS ARE WIRED TO AN OCCUPANCY SENSOR WITH 30-MINUTE DELAY. A MINIMUM LIGHT LEVEL OF TWO FOOT-CANDELES/20 LUX IS MAINTAINED WHEN THE ROOM IS UNOCCUPIED.
5	PROVIDE WALL MOUNTED LOWER EXIT SIGNAGE, CONNECT WITH NEAREST EMERGENCY, NON SWITCHING LEG CIRCUIT AS PER IBC 1013.2. BOTTOM OF SIGNAGE SHALL NOT BE LESS THAN 10" AND NOT MORE THAN 12" ABOVE FINISH FLOOR. SIGNAGE SHALL BE FLUSH MOUNTED TO THE WALL AND THE EDGE OF THE SIGNAGE NOT MORE THAN 4" AWAY FROM THE DOOR FRAME OF LATCH SIDE OF DOOR.
6	CONTRACTOR SHALL PROVIDE EXIT LIGHT AND CONNECT WITH NEAREST EMERGENCY NON-SWITCH LEG CIRCUIT. BATTERY PACK TYPE AND CONNECT WITH EMERGENCY PANEL WITH NON SWITCHING LEG CIRCUIT. AND AS PER NFPA LIFE SAFETY CODE REQUIREMENT. CONTRACTOR SHALL USE CIRCUIT FOR TYPICAL FLOOR EXIT LIGHTS. CONTRACTOR SHALL ALSO CONNECT WITH NEAREST NON SWITCHING LEG OF CIRCUIT AND MAKE SURE THAT LIGHTING SHALL REMAIN ON IN ALL CONDITION.
7	CONTRACTOR TO PROVIDE WP RATED FIXTURE DUE TO STEAM ROOM WET AREA.
8	CONTRACTOR SHALL PROVIDE JUNCTION BOX FOR LIGHT TO HIGHLIGHT ARTWORK/FEATURE ELEMENT.



ARCHITECT
PURE DESIGN
11264 N. MADISON AVE.
KANSAS CITY, MO 64115
PHONE: 316.617.2052

STRUCTURAL ENGINEER
BSE
11320 W. 79TH ST.
LENEXA, KS 66214
PHONE: 913.492.7400

MEP ENGINEERS
PKMR
13300 W. 98TH ST.
LENEXA, KS 66215
PHONE: 913.492.2400

CIVIL ENGINEERS
Russell Planning & Engineering Inc.
934 Main Avenue, Unit C
Durango CO, 81301
Phone 970-385-4546

INTERIOR DESIGNER
EDGEID
4838 South Highland Drive
Holladay, UT 84117
p 801-642-4100
www.edgeid.com

KITCHEN CONSULTANT
Culinx
311 4th Ave South
P.O. Box 365 | Sartell, MN 56377
1-320-259-6557

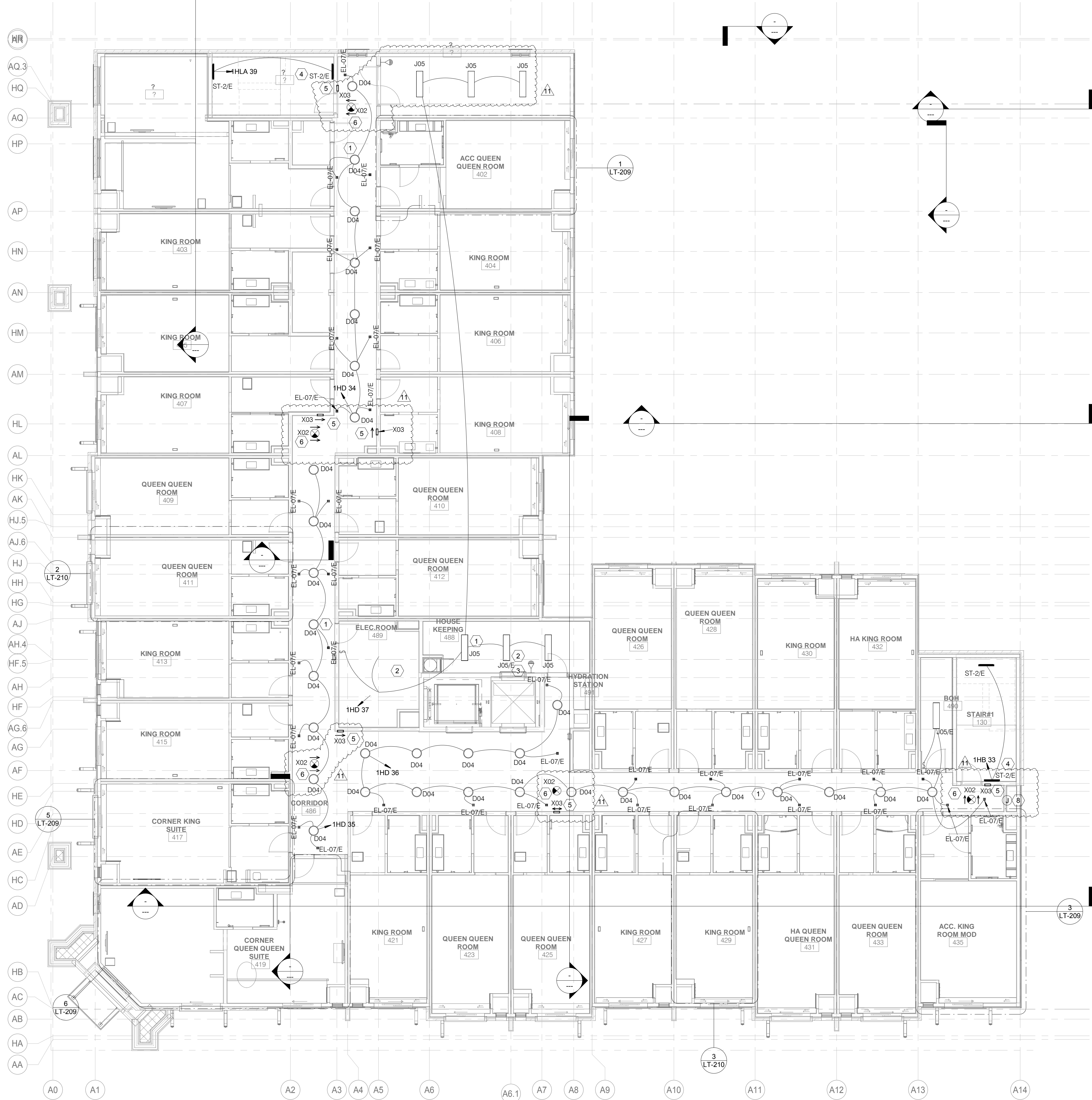
OWNER
LAMONT COMPANIES
205 6TH AVE. SE - SUITE 300
ABERDEEN, SD 57401
PHONE: 605.225.1712

Dual Hotel Durango
- AC & HIS
400 Block, East 2nd Avenue, Durango, CO 81301

JOB NO: B4-14-1701
DATE: 03-07-2019
ISSUE RECORD: FOR CONSTRUCTION


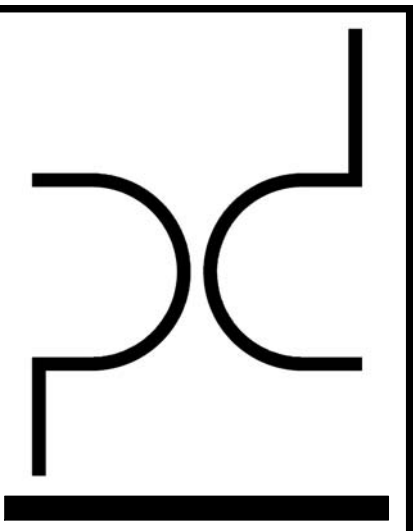
REVISIONS:
0 2018.05.30
9 2019.5.17
10 2019.06.14

3RD FLOOR LIGHTING PLAN - C
LT-203C



1 4TH FLOOR LIGHTING PLAN - A
1/8" = 1'-0"

#	Text
1	ALL LIGHTING FIXTURES SHALL BE AS PER BRAND STANDARDS.
2	ALL LIGHTING FIXTURE DESIGNATED WITH /E TAG ARE EMERGENCY FIXTURES WITH INTEGRAL BATTERY BACKUP.
3	LIGHTS ARE WIRED TO AN OCCUPANCY SENSOR WITH 30-MINUTE DELAY. A MINIMUM LIGHT LEVEL OF TWO FOOT-CANDLES/20 LUX IS MAINTAINED WHEN THE ROOM IS UNOCCUPIED.
4	STAIR LIGHTS ARE WIRED TO AN OCCUPANCY SENSOR WITH 30-MINUTE DELAY. A MINIMUM LIGHT LEVEL OF TWO FOOT-CANDLES/20 LUX IS MAINTAINED WHEN THE ROOM IS UNOCCUPIED.
5	PROVIDE WALL MOUNTED LOWER EXIT SIGNAGE, CONNECT WITH NEAREST EMERGENCY, NON SWITCHING LEG CIRCUIT AS PER IBC 1013.2. BOTTOM OF SIGNAGE SHALL NOT BE LESS THAN 10" AND NOT MORE THAN 12" ABOVE FINISH FLOOR. SIGNAGE SHALL BE FLUSH MOUNTED TO THE WALL AND THE EDGE OF THE SIGNAGE NOT MORE THAN 4" AWAY FROM THE DOOR FRAME OF LATCH SIDE OF DOOR.
6	CONTRACTOR SHALL PROVIDE EXIT LIGHT AND CONNECT WITH NEAREST EMERGENCY NON-SWITCH LEG CIRCUIT. BATTERY PACK TYPE AND CONNECT WITH EMERGENCY PANEL WITH NON SWITCHING LEG CIRCUIT. AND AS PER NFPA LIFE SAFETY CODE REQUIREMENT CONTRACTOR SHALL USE CIRCUIT FOR TYPICAL FLOOR EXIT LIGHTS. CONTRACTOR SHALL ALSO CONNECT WITH NEAREST NON SWITCHING LEG OF CIRCUIT AND MAKE SURE THAT LIGHTING SHALL REMAIN ON IN ALL CONDITION.
7	CONTRACTOR TO PROVIDE WP RATED FIXTURE DUE TO STEAM ROOM WET AREA.
8	CONTRACTOR SHALL PROVIDE JUNCTION BOX FOR LIGHT TO HIGHLIGHT ARTWORK/FEATURE ELEMENT.



ARCHITECT
PURE DESIGN
11264 N. MADISON AVE.
KANSAS CITY, MO 64155
PHONE: 316.617.2052

STRUCTURAL ENGINEER
BSE
11320 W. 79TH ST.
LENEXA, KS 66214
PHONE: 913.492.7400

MEP ENGINEERS
PKMR
13300 W. 98TH ST.
LENEXA, KS 66215
PHONE: 913.492.2400

CIVIL ENGINEERS
Russell Planning & Engineering Inc.
934 Main Avenue, Unit C
Durango CO, 81301
Phone 970-385-4546

INTERIOR DESIGNER
EDGEID
4838 South Highland Drive
Holladay, UT 84117
p 801-642-4100
www.edgeid.com

KITCHEN CONSULTANT
Culinx
311 4th Ave South
P.O. Box 365 | Sartell, MN 56377
1-320-259-6557


OWNER
LAMONT COMPANIES
205 6TH AVE. SE - SUITE 300
ABERDEEN, SD 57401
PHONE: 605.225.1712

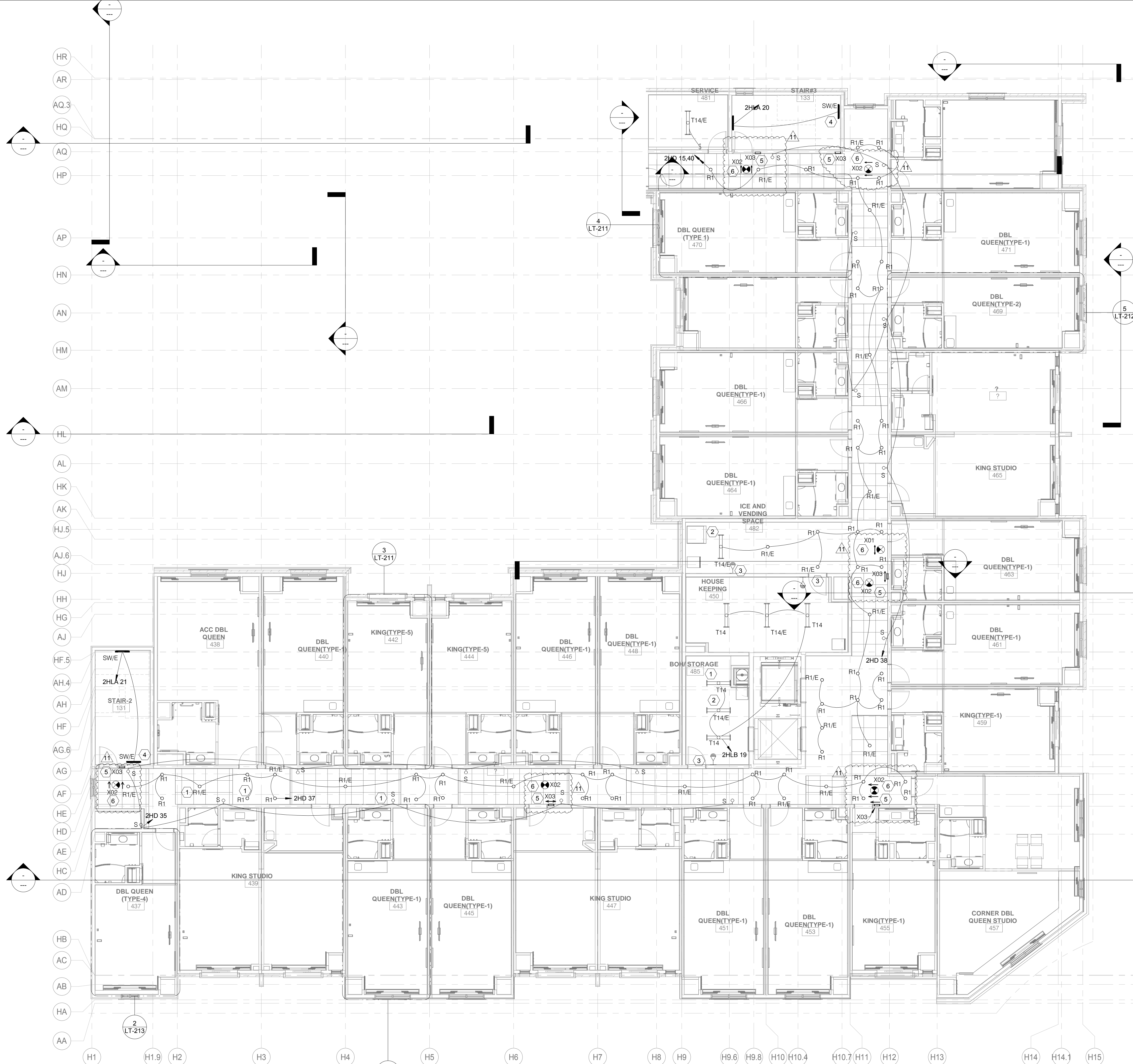
Dual Hotel Durango
- AC & HIS
400 Block, East 2nd Avenue, Durango, CO 81301

JOB NO: B4-14-1701
DATE: 03-07-2019
ISSUE RECORD: FOR CONSTRUCTION

REVISIONS:
0 2018.05.30
3 2018.10.10
9 2019.5.17
11 2019.07.12



4TH FLOOR LIGHTING PLAN - A
LT-204A





1 4TH FLOOR LIGHTING PLAN - B
1/8" = 1'-0"

LT-204B KEY NOTES	
#	Text
1	ALL LIGHTING FIXTURES SHALL BE AS PER BRAND STANDARDS.
2	ALL LIGHTING FIXTURE DESIGNATED WITH /E TAG ARE EMERGENCY FIXTURES WITH INTEGRAL BATTERY BACKUP.
3	LIGHTS ARE WIRED TO AN OCCUPANCY SENSOR WITH 30-MINUTE DELAY. A MINIMUM LIGHT LEVEL OF TWO FOOT-CANDLES/20 LUX IS MAINTAINED WHEN THE ROOM IS UNOCCUPIED.
4	STAIR LIGHTS ARE WIRED TO AN OCCUPANCY SENSOR WITH 30-MINUTE DELAY. A MINIMUM LIGHT LEVEL OF TWO FOOT-CANDLES/20 LUX IS MAINTAINED WHEN THE ROOM IS UNOCCUPIED.
5	PROVIDE WALL MOUNTED LOWER EXIT SIGNAGE. CONNECT WITH NEAREST EMERGENCY, NON SWITCHING LEG CIRCUIT AS PER IBC 1013.2. BOTTOM OF SIGNAGE SHALL NOT BE LESS THAN 10" AND NOT MORE THAN 12" ABOVE FINISH FLOOR. SIGNAGE SHALL BE FLUSH MOUNTED TO THE WALL AND THE EDGE OF THE SIGNAGE NOT MORE THAN 4" AWAY FROM THE DOOR FRAME OF LATCH SIDE OF DOOR.
6	CONTRACTOR SHALL PROVIDE EXIT LIGHT AND CONNECT WITH NEAREST EMERGENCY NON-SWITCH LEG CIRCUIT. BATTERY PACK TYPE AND CONNECT WITH EMERGENCY PANEL WITH NON SWITCHING LEG CIRCUIT. AND AS PER NFPA LIFE SAFETY CODE REQUIREMENT. CONTRACTOR SHALL USE CIRCUIT FOR TYPICAL FLOOR EXIT LIGHTS. CONTRACTOR SHALL ALSO CONNECT WITH NEAREST NON SWITCHING LEG OF CIRCUIT AND MAKE SURE THAT LIGHTING SHALL REMAIN ON IN ALL CONDITION.
7	CONTRACTOR TO PROVIDE WP RATED FIXTURE DUE TO STEAM ROOM WET AREA.
8	CONTRACTOR SHALL PROVIDE JUNCTION BOX FOR LIGHT TO HIGHLIGHT ARTWORK/FEATURE ELEMENT.



ARCHITECT
PURE DESIGN
11264 N. MADISON AVE.
KANSAS CITY, MO 64155
PHONE: 316.617.2052

STRUCTURAL ENGINEER
BSE
11320 W. 79TH ST.
LENEXA, KS 66214
PHONE: 913.492.7400

MEP ENGINEERS
PKMR
13300 W. 98TH ST.
LENEXA, KS 66215
PHONE: 913.492.2400

CIVIL ENGINEERS
Russell Planning & Engineering Inc.
934 Main Avenue, Unit C
Durango CO, 81301
Phone 970-385-4546

INTERIOR DESIGNER
EDGEID
4838 South Highland Drive
Holladay, UT 84117
p 801-642-4100
www.edgeid.com

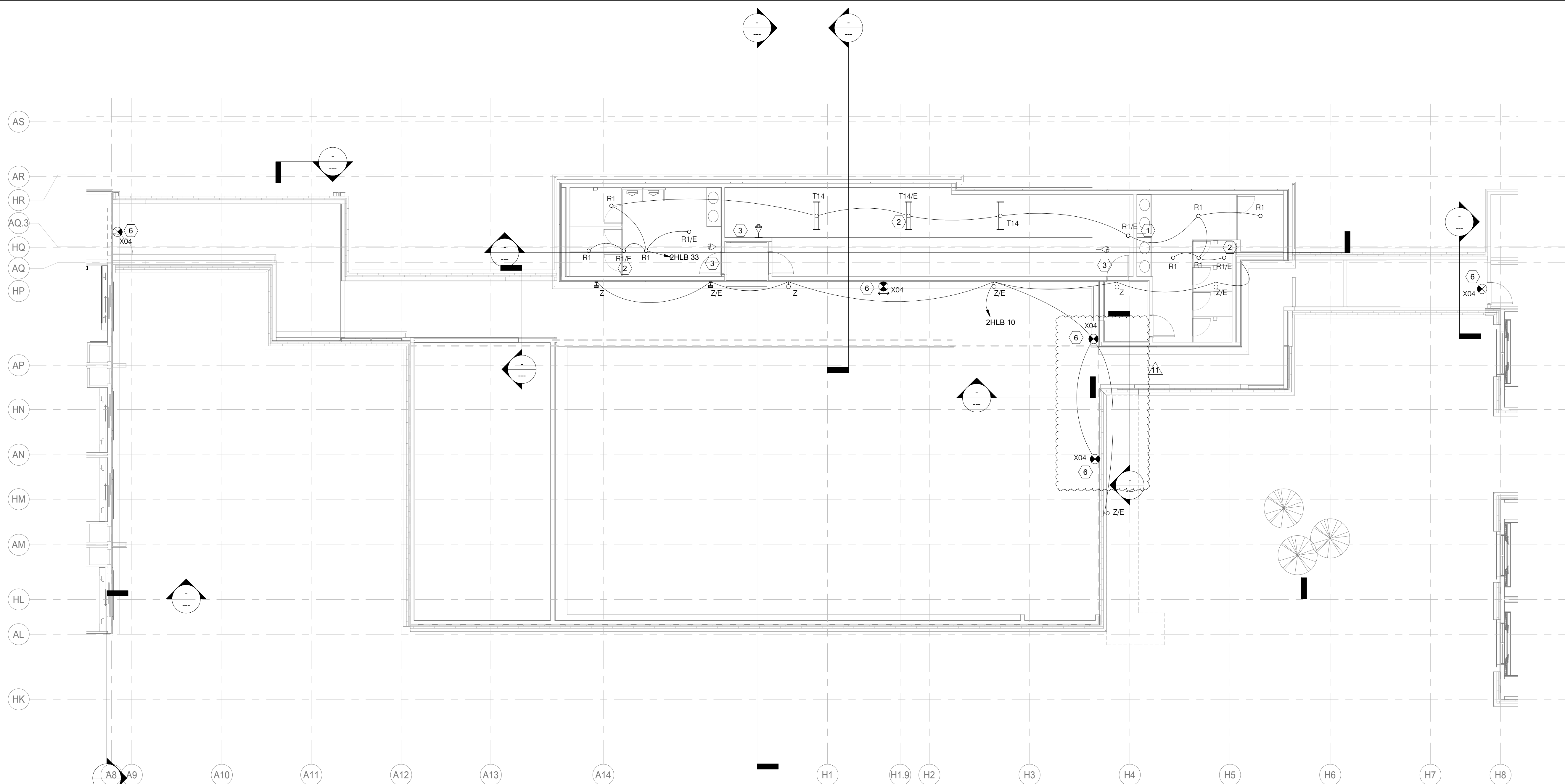
KITCHEN CONSULTANT
Culinx
311 4th Ave South
P.O. Box 365 | Sartell, MN 56377
1-320-259-6557

OWNER
LAMONT COMPANIES
205 6TH AVE. SE - SUITE 300
ABERDEEN, SD 57401
PHONE: 605.225.1712

Dual Hotel Durango
- AC & HIS
400 Block, East 2nd Avenue, Durango, CO 81301

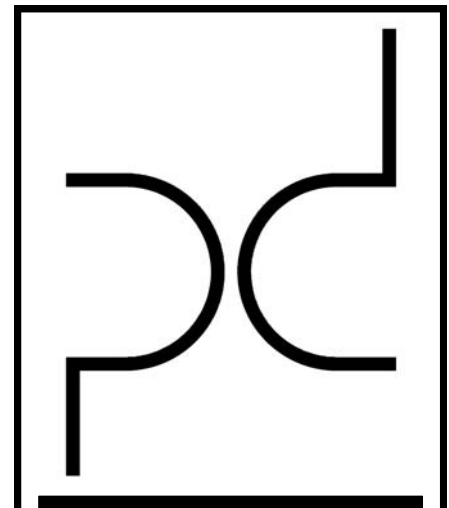

JOB NO: B4-14-1701
DATE: 03-07-2019
ISSUE RECORD: FOR CONSTRUCTION

REVISIONS:	
0	2018.05.30
3	2018.10.10
4	2018.10.10
9	2019.5.17
11	2019.07.12



1 4TH FLOOR LIGHTING PLAN - C
1/8" = 1'-0"

LT-204C KEY NOTES	
#	Text
1	ALL LIGHTING FIXTURES SHALL BE AS PER BRAND STANDARDS.
2	ALL LIGHTING FIXTURE DESIGNATED WITH /E TAG ARE EMERGENCY FIXTURES WITH INTEGRAL BATTERY BACKUP.
3	LIGHTS ARE WIRED TO AN OCCUPANCY SENSOR WITH 30-MINUTE DELAY. A MINIMUM LIGHT LEVEL OF TWO FOOT-CANDLES/20 LUX IS MAINTAINED WHEN THE ROOM IS UNOCCUPIED.
4	STAIR LIGHTS ARE WIRED TO AN OCCUPANCY SENSOR WITH 30-MINUTE DELAY. A MINIMUM LIGHT LEVEL OF TWO FOOT-CANDLES/20 LUX IS MAINTAINED WHEN THE ROOM IS UNOCCUPIED.
5	PROVIDE WALL MOUNTED LOWER EXIT SIGNAGE. CONNECT WITH NEAREST EMERGENCY, NON SWITCHING LEG CIRCUIT AS PER IBC 1013.2. BOTTOM OF SIGNAGE SHALL NOT BE LESS THAN 10" AND NOT MORE THAN 12" ABOVE FINISH FLOOR. SIGNAGE SHALL BE FLUSH MOUNTED TO THE WALL AND THE EDGE OF THE SIGNAGE NOT MORE THAN 4" AWAY FROM THE DOOR FRAME OF LATCH SIDE OF DOOR.
6	CONTRACTOR SHALL PROVIDE EXIT LIGHT AND CONNECT WITH NEAREST EMERGENCY NON-SWITCH LEG CIRCUIT. BATTERY PACK TYPE AND CONNECT WITH EMERGENCY PANEL WITH NON SWITCHING LEG CIRCUIT. AND AS PER NFPA LIFE SAFETY CODE REQUIREMENT. CONTRACTOR SHALL USE CIRCUIT FOR TYPICAL FLOOR EXIT LIGHTS. CONTRACTOR SHALL ALSO CONNECT WITH NEAREST NON SWITCHING LEG OF CIRCUIT AND MAKE SURE THAT LIGHTING SHALL REMAIN ON IN ALL CONDITION.
7	CONTRACTOR TO PROVIDE WP RATED FIXTURE DUE TO STEAM ROOM W/ET AREA.
8	CONTRACTOR SHALL PROVIDE JUNCTION BOX FOR LIGHT TO HIGHLIGHT ARTWORK/FEATURE ELEMENT.



ARCHITECT
PURE DESIGN
11264 N. MADISON AVE.
KANSAS CITY, MO 64115
PHONE: 316.617.2052

STRUCTURAL ENGINEER
BISE
11320 W. 79TH ST.
LENEXA, KS 66214
PHONE: 913.492.7400

MEP ENGINEERS
PKMR
13300 W. 98TH ST.
LENEXA, KS 66215
PHONE: 913.492.2400

CIVIL ENGINEERS
Russell Planning & Engineering Inc.
934 Main Avenue, Unit C
Durango CO, 81301
Phone 970-385-4546

INTERIOR DESIGNER
EDGEID
4838 South Highland Drive
Holladay, UT 84117
p 801-642-4100
www.edgeid.com

KITCHEN CONSULTANT
Culinx
311 4th Ave South
P.O. Box 365 | Sartell, MN 56377
1-320-259-6557

OWNER
LAMONT COMPANIES
205 6TH AVE. SE - SUITE 300
ABERDEEN, SD 57401
PHONE: 605.225.1712

Dual Hotel Durango
- AC & HIS
400 Block, East 2nd Avenue, Durango, CO 81301

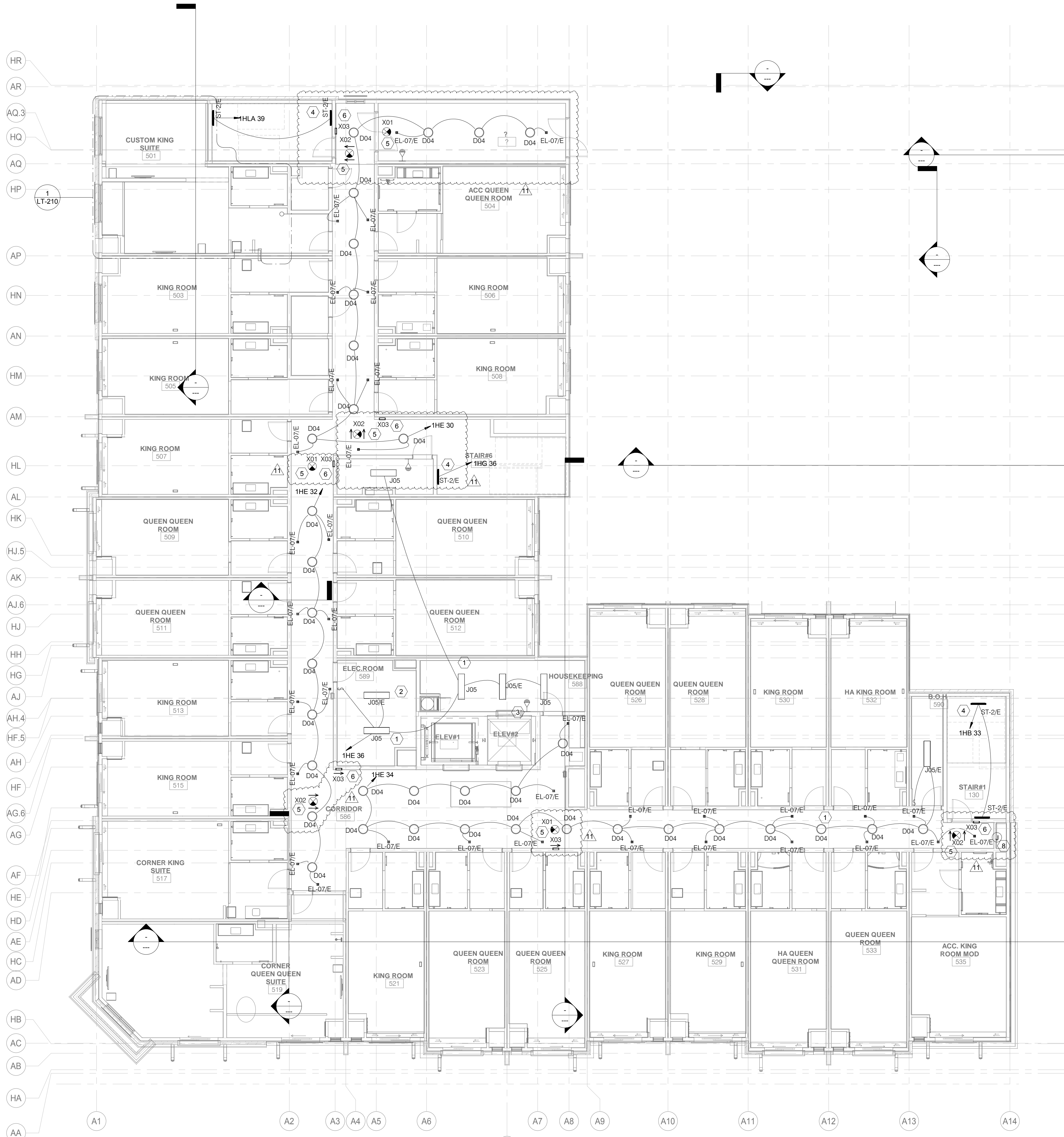
JOB NO: B4-14-1701
DATE: 03-07-2019

ISSUE RECORD: FOR CONSTRUCTION

REVISIONS:
0 2018.05.30
9 2019.5.17
11 2019.07.12


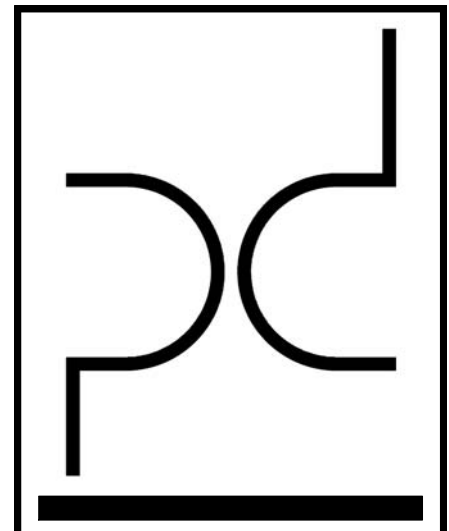
4TH FLOOR LIGHTING PLAN-C

LT-204C



1 5TH FLOOR LIGHTING PLAN - A
1/8" = 1'-0"

LT-205A KEY NOTES	
#	Text
1	ALL LIGHTING FIXTURES SHALL BE AS PER BRAND STANDARDS.
2	ALL LIGHTING FIXTURE DESIGNATED WITH /E TAG ARE EMERGENCY FIXTURES WITH INTEGRAL BATTERY BACKUP.
3	LIGHTS ARE WIRED TO AN OCCUPANCY SENSOR WITH 30-MINUTE DELAY. A MINIMUM LIGHT LEVEL OF TWO FOOT-CANDELES/20 LUX IS MAINTAINED WHEN THE ROOM IS UNOCCUPIED.
4	STAIR LIGHTS ARE WIRED TO AN OCCUPANCY SENSOR WITH 30-MINUTE DELAY. A MINIMUM LIGHT LEVEL OF TWO FOOT-CANDELES/20 LUX IS MAINTAINED WHEN THE ROOM IS UNOCCUPIED.
5	PROVIDE WALL MOUNTED LOWER EXIT SIGNAGE. CONNECT WITH NEAREST EMERGENCY NON-SWITCHING LEG CIRCUIT AS PER IBC 1013.2. BOTTOM OF SIGNAGE SHALL NOT BE LESS THAN 10" AND NOT MORE THAN 12" ABOVE FINISH FLOOR. SIGNAGE SHALL BE FLUSH MOUNTED TO THE WALL AND THE EDGE OF THE SIGNAGE NOT MORE THAN 4" AWAY FROM THE DOOR FRAME OF LATCH SIDE OF DOOR.
6	CONTRACTOR SHALL PROVIDE EXIT LIGHT AND CONNECT WITH NEAREST EMERGENCY NON-SWITCHING LEG CIRCUIT. BATTERY PACK TYPE AND CONNECT WITH EMERGENCY PANEL WITH NON SWITCHING LEG CIRCUIT. AND AS PER NFPA LIFE SAFETY CODE REQUIREMENT CONTRACTOR SHALL USE CIRCUIT FOR TYPICAL FLOOR EXIT LIGHTS. CONTRACTOR SHALL ALSO CONNECT WITH NEAREST NON-SWITCHING LEG OF CIRCUIT AND MAKE SURE THAT LIGHTING SHALL REMAIN ON IN ALL CONDITION.
7	CONTRACTOR TO PROVIDE WP RATED FIXTURE DUE TO STEAM ROOM WET AREA.
8	CONTRACTOR SHALL PROVIDE JUNCTION BOX FOR LIGHT TO HIGHLIGHT ARTWORK/FEATURE ELEMENT.



ARCHITECT
PURE DESIGN
11264 N. MADISON AVE.
KANSAS CITY, MO 64155
PHONE: 316.617.2052

STRUCTURAL ENGINEER
BSE
11320 W. 79TH ST.
LENEXA, KS 66214
PHONE: 913.492.7400

MEP ENGINEERS
PKMR
13300 W. 98TH ST.
LENEXA, KS 66215
PHONE: 913.492.2400

CIVIL ENGINEERS
Russell Planning & Engineering Inc.
934 Main Avenue, Unit C
Durango CO, 81301
Phone 970-385-4546

INTERIOR DESIGNER
EDGEID
4838 South Highland Drive
Holladay, UT 84117
p 801-642-4100
www.edgeid.com

KITCHEN CONSULTANT
Culinx
311 4th Ave South
P.O. Box 365 | Sartell, MN 56377
1-320-259-6557


OWNER
LAMONT COMPANIES
205 6TH AVE. SE - SUITE 300
ABERDEEN, SD 57401
PHONE: 605.225.1712

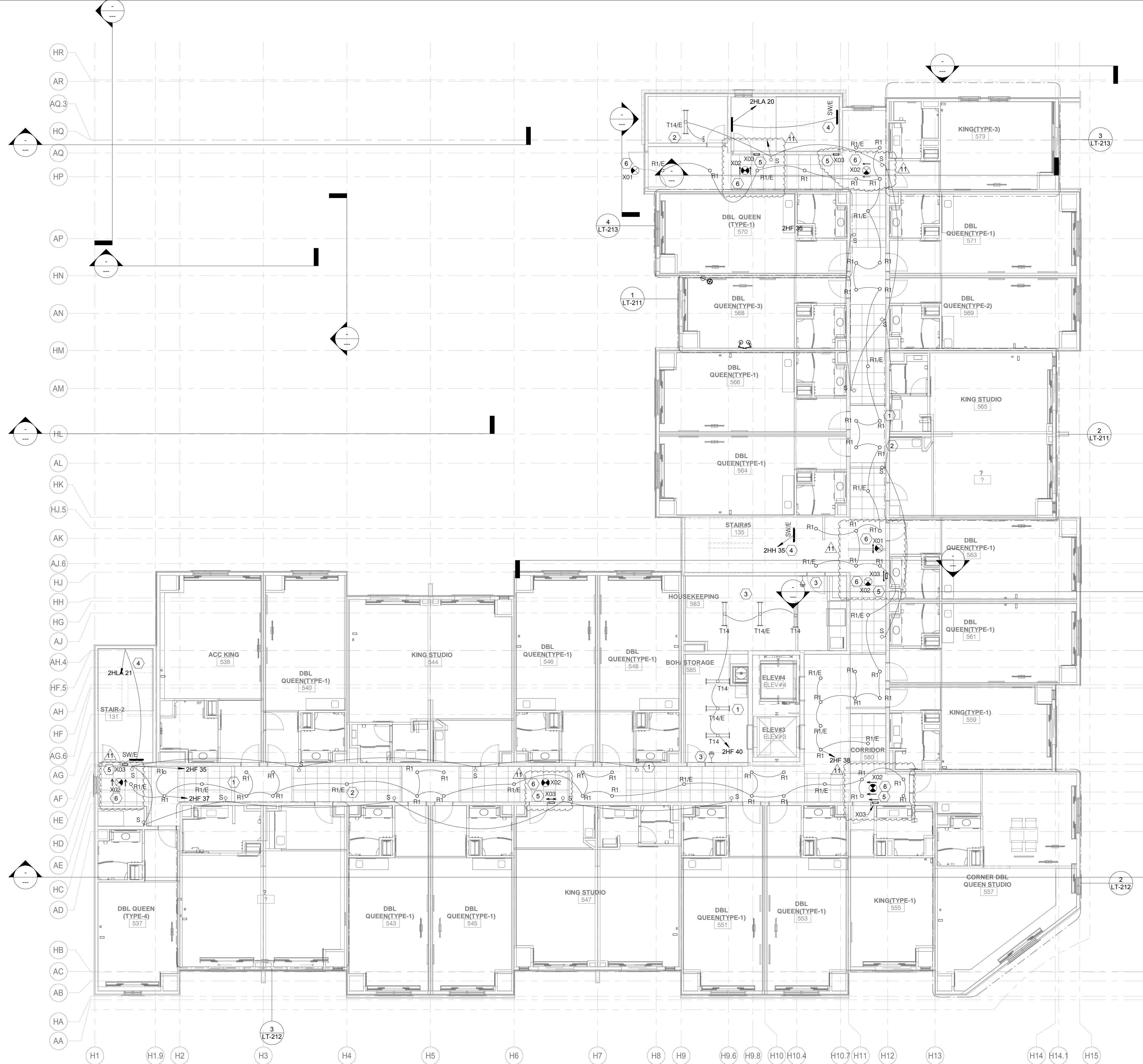
Dual Hotel Durango
- AC & HIS
400 Block, East 2nd Avenue, Durango, CO 81301

JOB NO: B4-114-1701
DATE: 03-07-2019
ISSUE RECORD: FOR CONSTRUCTION

REVISIONS:
0 2018.05.30
3 2018.10.10
9 2019.5.17
11 2019.07.12


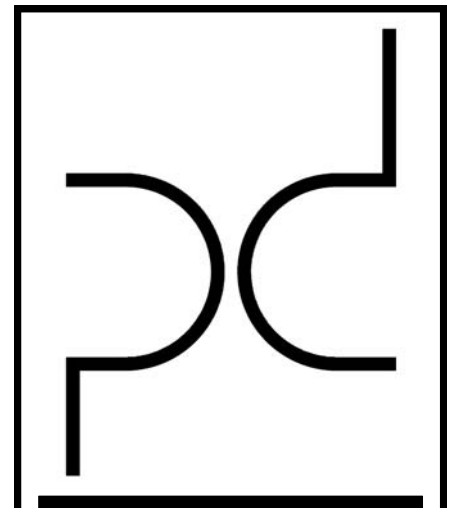
5TH FLOOR LIGHTING PLAN - A
LT-205A





1 5TH FLOOR LIGHTING PLAN - B
1/8" = 1'-0"

#	Text
1	ALL LIGHTING FIXTURES SHALL BE AS PER BRAND STANDARDS.
2	ALL LIGHTING FIXTURE DESIGNATED WITH 'E' TAG ARE EMERGENCY FIXTURES WITH INTEGRAL BATTERY BACKUP.
3	LIGHTS ARE WIRED TO AN OCCUPANCY SENSOR WITH 30-MINUTE DELAY. A MINIMUM LIGHT LEVEL OF TWO FOOT-CANDLES/20 LUX IS MAINTAINED WHEN THE ROOM IS UNOCCUPIED.
4	STAIR LIGHTS ARE WIRED TO AN OCCUPANCY SENSOR WITH 30-MINUTE DELAY. A MINIMUM LIGHT LEVEL OF TWO FOOT-CANDLES/20 LUX IS MAINTAINED WHEN THE ROOM IS UNOCCUPIED.
5	PROVIDE WALL MOUNTED LOWER EXIT SIGNAGE, CONNECT WITH NEAREST EMERGENCY, NON SWITCHING LEG CIRCUIT AS PER IBC 1013.2. BOTTOM OF SIGNAGE SHALL NOT BE LESS THAN 10" AND NOT MORE THAN 12" ABOVE FINISH FLOOR. SIGNAGE SHALL BE FLUSH MOUNTED TO THE WALL AND THE EDGE OF THE SIGNAGE NOT MORE THAN 4" AWAY FROM THE DOOR FRAME OF LATCH SIDE OF DOOR.
6	CONTRACTOR SHALL PROVIDE EXIT LIGHT AND CONNECT WITH NEAREST EMERGENCY NON-SWITCH LEG CIRCUIT. BATTERY PACK TYPE AND CONNECT WITH EMERGENCY PANEL WITH NON SWITCHING LEG CIRCUIT. AND AS PER NFPA LIFE SAFETY CODE REQUIREMENT. CONTRACTOR SHALL USE CIRCUIT FOR TYPICAL FLOOR EXIT LIGHTS. CONTRACTOR SHALL ALSO CONNECT WITH NEAREST NON SWITCHING LEG OF CIRCUIT AND MAKE SURE THAT LIGHTING SHALL REMAIN ON IN ALL CONDITION.
7	CONTRACTOR TO PROVIDE WP RATED FIXTURE DUE TO STEAM ROOM WET AREA.
8	CONTRACTOR SHALL PROVIDE JUNCTION BOX FOR LIGHT TO HIGHLIGHT ARTWORK/FEATURE ELEMENT.



ARCHITECT
PURE DESIGN
11264 N. MADISON AVE.
KANSAS CITY, MO 64155
PHONE: 316.617.2052

STRUCTURAL ENGINEER
BSE
11320 W. 79TH ST.
LENEXA, KS 66214
PHONE: 913.492.7400

MEP ENGINEERS
PKMR
13300 W. 98TH ST.
LENEXA, KS 66215
PHONE: 913.492.2400

CIVIL ENGINEERS
Russell Planning & Engineering Inc.
934 Main Avenue, Unit C
Durango CO, 81301
Phone 970-385-4546

INTERIOR DESIGNER
EDGEID
4838 South Highland Drive
Holladay, UT 84117
p 801-642-4100
www.edgeid.com

KITCHEN CONSULTANT
Culinx
311 4th Ave South
P.O. Box 365 | Sartell, MN 56377
1-320-259-6557

OWNER
LAMONT COMPANIES
205 6TH AVE. SE - SUITE 300
ABERDEEN, SD 57401
PHONE: 605.225.1712


Dual Hotel Durango
- AC & HIS
400 Block, East 2nd Avenue, Durango, CO 81301

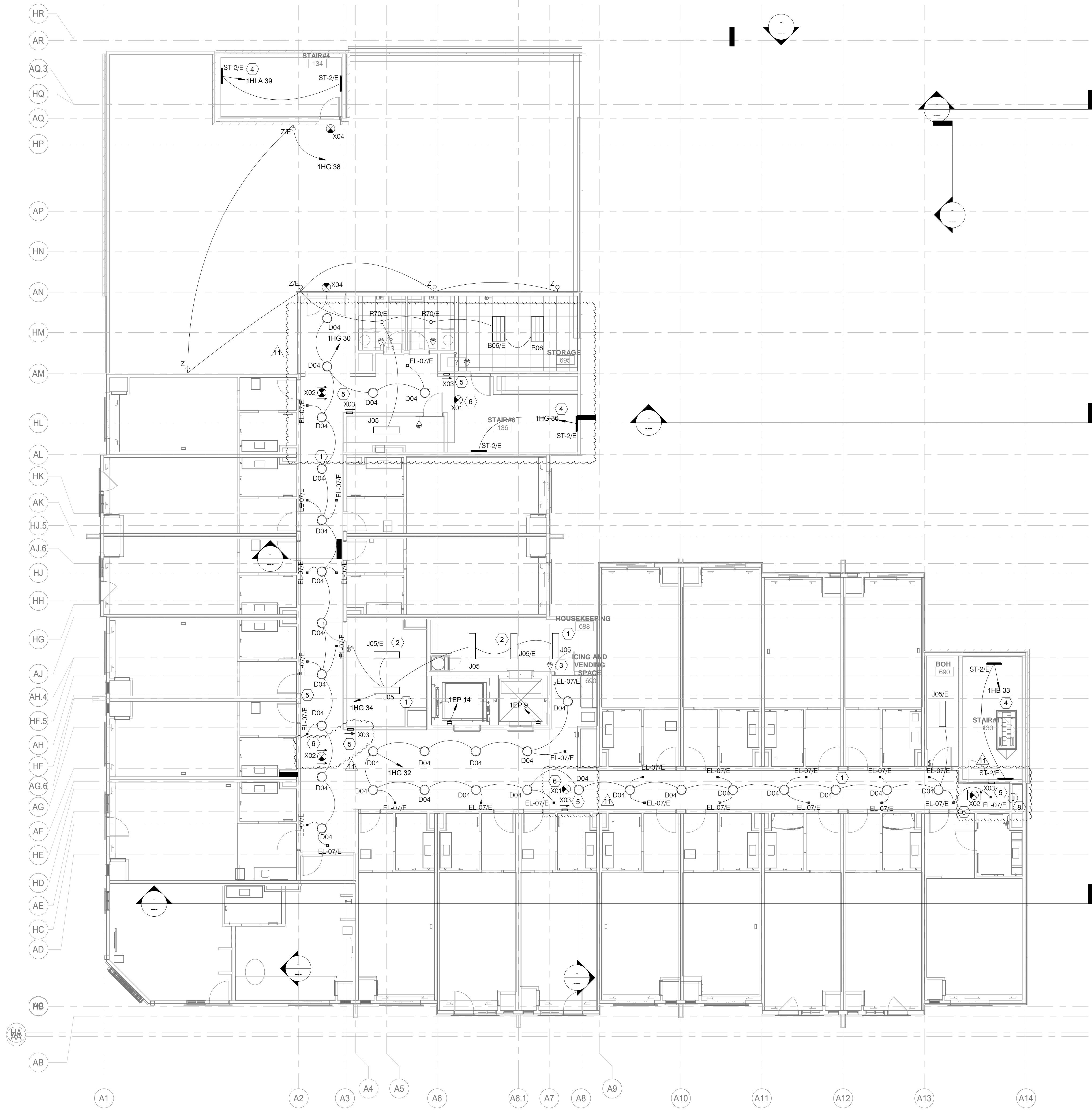
JOB NO: B4-14-1701
DATE: 03-07-2019
ISSUE RECORD: FOR CONSTRUCTION

REVISIONS:	
0	2018.05.30
3	2018.10.10
4	2018.10.10
9	2019.5.17
10	2019.06.14
11	2019.07.12

5TH FLOOR LIGHTING PLAN - B


LT-205B





1 6TH FLOOR LIGHTING PLAN - A
1/8" = 1'-0"

#	Text
1	ALL LIGHTING FIXTURES SHALL BE AS PER BRAND STANDARDS.
2	ALL LIGHTING FIXTURE DESIGNATED WITH 'E' TAG ARE EMERGENCY FIXTURES WITH INTEGRAL BATTERY BACKUP.
3	LIGHTS ARE WIRED TO AN OCCUPANCY SENSOR WITH 30-MINUTE DELAY. A MINIMUM LIGHT LEVEL OF TWO FOOT-CANDLES/20 LUX IS MAINTAINED WHEN THE ROOM IS UNOCCUPIED.
4	STAIR LIGHTS ARE WIRED TO AN OCCUPANCY SENSOR WITH 30-MINUTE DELAY. A MINIMUM LIGHT LEVEL OF TWO FOOT-CANDLES/20 LUX IS MAINTAINED WHEN THE ROOM IS UNOCCUPIED.
5	PROVIDE WALL MOUNTED LOWER EXIT SIGNAGE. CONNECT WITH NEAREST EMERGENCY, NON SWITCHING LEG CIRCUIT AS PER IBC 1013.2. BOTTOM OF SIGNAGE SHALL NOT BE LESS THAN 10" AND NOT MORE THAN 12" ABOVE FINISH FLOOR. SIGNAGE SHALL BE FLUSH MOUNTED TO THE WALL AND THE EDGE OF THE SIGNAGE NOT MORE THAN 4" AWAY FROM THE DOOR FRAME OF LATCH SIDE OF DOOR.
6	CONTRACTOR SHALL PROVIDE EXIT LIGHT AND CONNECT WITH NEAREST EMERGENCY NON-SWITCH LEG CIRCUIT. BATTERY PACK TYPE AND CONNECT WITH EMERGENCY PANEL WITH NON SWITCHING LEG CIRCUIT. AND AS PER NFPA LIFE SAFETY CODE REQUIREMENT CONTRACTOR SHALL USE CIRCUIT FOR TYPICAL FLOOR EXIT LIGHTS. CONTRACTOR SHALL ALSO CONNECT WITH NEAREST NON SWITCHING LEG OF CIRCUIT AND MAKE SURE THAT LIGHTING SHALL REMAIN ON IN ALL CONDITION.
7	CONTRACTOR TO PROVIDE WP RATED FIXTURE DUE TO STEAM ROOM WET AREA.
8	CONTRACTOR SHALL PROVIDE JUNCTION BOX FOR LIGHT TO HIGHLIGHT ARTWORK/FEATURE ELEMENT.



ARCHITECT
PURE DESIGN
11264 N. MADISON AVE.
KANSAS CITY, MO 64155
PHONE: 316.617.2052

STRUCTURAL ENGINEER
BSE
11320 W. 79TH ST.
LENEXA, KS 66214
PHONE: 913.492.7400

MEP ENGINEERS
PKMR
13300 W. 98TH ST.
LENEXA, KS 66215
PHONE: 913.492.2400

CIVIL ENGINEERS
Russell Planning & Engineering Inc.
934 Main Avenue, Unit C
Durango CO, 81301
Phone 970-385-4546

INTERIOR DESIGNER
EDGEID
4838 South Highland Drive
Holladay, UT 84117
p 801-642-4100
www.edgeid.com

KITCHEN CONSULTANT
Culinx
311 4th Ave South
P.O. Box 365 | Sartell, MN 56377
1-320-259-6557

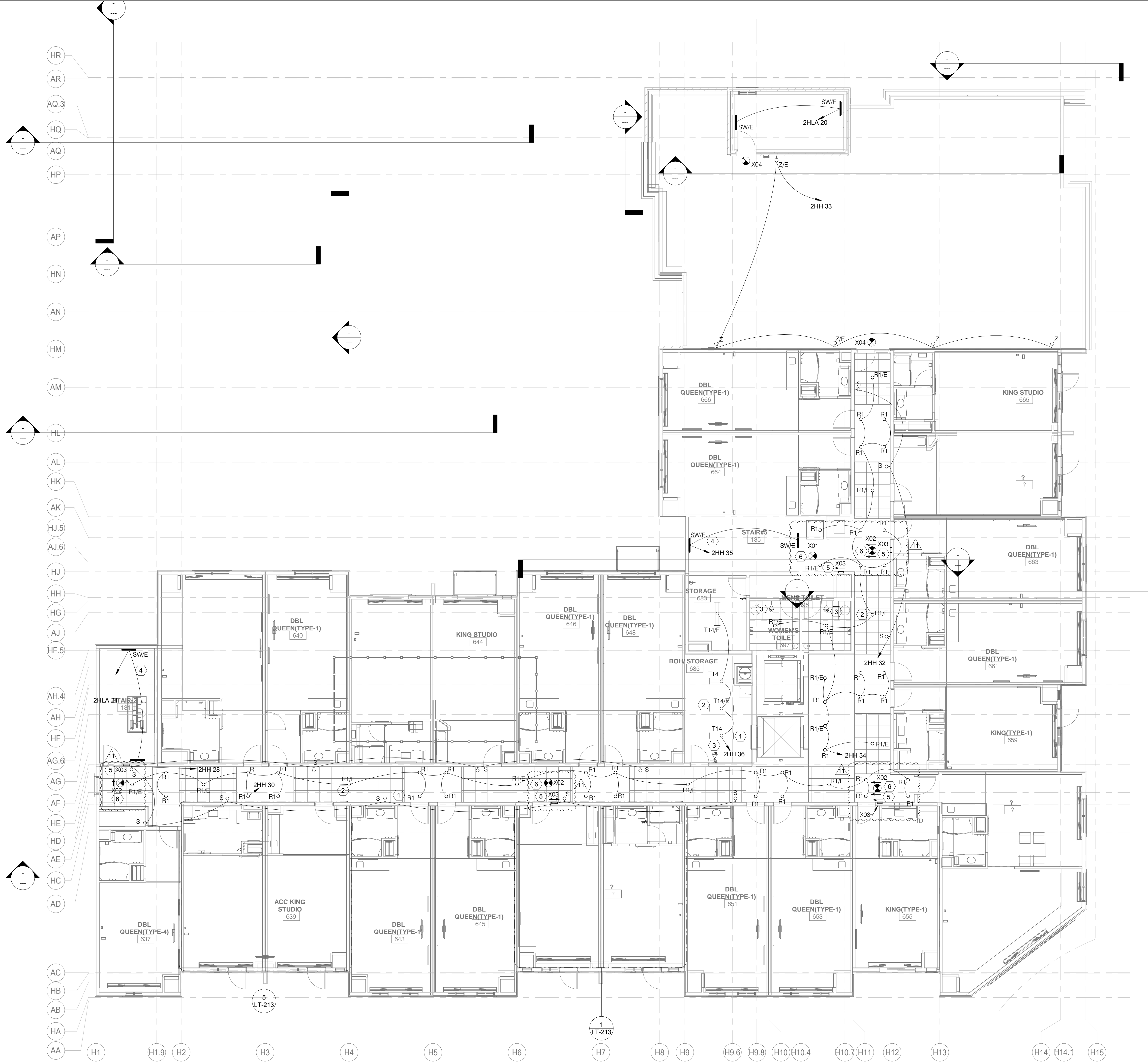
OWNER
LAMONT COMPANIES
205 6TH AVE. SE - SUITE 300
ABERDEEN, SD 57401
PHONE: 605.225.1712

Dual Hotel Durango
- AC & HIS
400 Block, East 2nd Avenue, Durango, CO 81301

JOB NO: 84-14-1701
DATE: 03-07-2019
ISSUE RECORD: FOR CONSTRUCTION


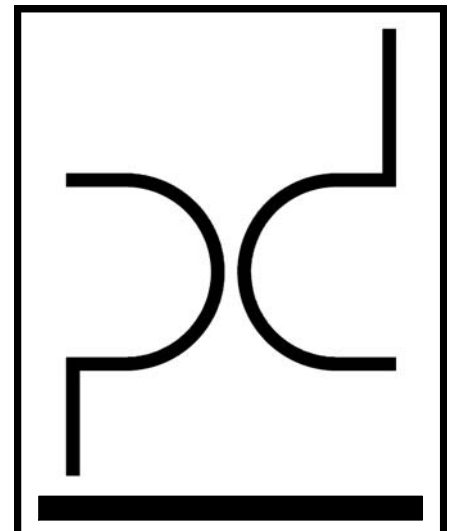
REVISIONS:
0 2018.05.30
3 2018.10.10
9 2019.5.17
11 2019.07.12

6TH FLOOR LIGHTING PLAN - A
LT-206A



1 6TH FLOOR LIGHTING PLAN - B
1/8" = 1'-0"

#	Text
1	ALL LIGHTING FIXTURES SHALL BE AS PER BRAND STANDARDS.
2	ALL LIGHTING FIXTURE DESIGNATED WITH 'E' TAG ARE EMERGENCY FIXTURES WITH INTEGRAL BATTERY BACKUP.
3	LIGHTS ARE WIRED TO AN OCCUPANCY SENSOR WITH 30-MINUTE DELAY. A MINIMUM LIGHT LEVEL OF TWO FOOT-CANDLES/20 LUX IS MAINTAINED WHEN THE ROOM IS UNOCCUPIED.
4	STAIR LIGHTS ARE WIRED TO AN OCCUPANCY SENSOR WITH 30-MINUTE DELAY. A MINIMUM LIGHT LEVEL OF TWO FOOT-CANDLES/20 LUX IS MAINTAINED WHEN THE ROOM IS UNOCCUPIED.
5	PROVIDE WALL MOUNTED LOWER EXIT SIGNAGE. CONNECT WITH NEAREST EMERGENCY, NON SWITCHING LEG CIRCUIT AS PER IBC 1013.2. BOTTOM OF SIGNAGE SHALL NOT BE LESS THAN 10" AND NOT MORE THAN 12" ABOVE FINISH FLOOR. SIGNAGE SHALL BE FLUSH MOUNTED TO THE WALL AND THE EDGE OF THE SIGNAGE NOT MORE THAN 4" AWAY FROM THE DOOR FRAME OF LATCH SIDE OF DOOR.
6	CONTRACTOR SHALL PROVIDE EXIT LIGHT AND CONNECT WITH NEAREST EMERGENCY NON-SWITCH LEG CIRCUIT. BATTERY PACK TYPE AND CONNECT WITH EMERGENCY PANEL WITH NON SWITCHING LEG CIRCUIT. AND AS PER NFPA LIFE SAFETY CODE REQUIREMENT CONTRACTOR SHALL USE CIRCUIT FOR TYPICAL FLOOR EXIT LIGHTS. CONTRACTOR SHALL ALSO CONNECT WITH NEAREST NON SWITCHING LEG OF CIRCUIT AND MAKE SURE THAT LIGHTING SHALL REMAIN ON IN ALL CONDITION.
7	CONTRACTOR TO PROVIDE WP RATED FIXTURE DUE TO STEAM ROOM WET AREA.
8	CONTRACTOR SHALL PROVIDE JUNCTION BOX FOR LIGHT TO HIGHLIGHT ARTWORK/FEATURE ELEMENT.



ARCHITECT
PURE DESIGN
11264 N. MADISON AVE.
KANSAS CITY, MO 64155
PHONE: 316.617.2052

STRUCTURAL ENGINEER
BSE
11320 W. 79TH ST.
LENEXA, KS 66214
PHONE: 913.492.7400

MEP ENGINEERS
PKMR
13300 W. 98TH ST.
LENEXA, KS 66215
PHONE: 913.492.2400

CIVIL ENGINEERS
Russell Planning & Engineering Inc.
934 Main Avenue, Unit C
Durango CO, 81301
Phone 970-385-4546

INTERIOR DESIGNER
EDGEID
4838 South Highland Drive
Holladay, UT 84117
p 801-642-4100
www.edgeid.com

KITCHEN CONSULTANT
Culinx
311 4th Ave South
P.O. Box 365 | Sartell, MN 56377
1-320-259-6557

OWNER
LAMONT COMPANIES
205 6TH AVE. SE - SUITE 300
ABERDEEN, SD 57401
PHONE: 605.225.1712

Dual Hotel Durango
- AC & HIS
400 Block, East 2nd Avenue, Durango, CO 81301


JOB NO: 84-114-1701
DATE: 03-07-2019
ISSUE RECORD: FOR CONSTRUCTION

REVISIONS:

0	2018.05.30
3	2018.10.10
4	2018.10.10
9	2019.5.17
11	2019.07.12

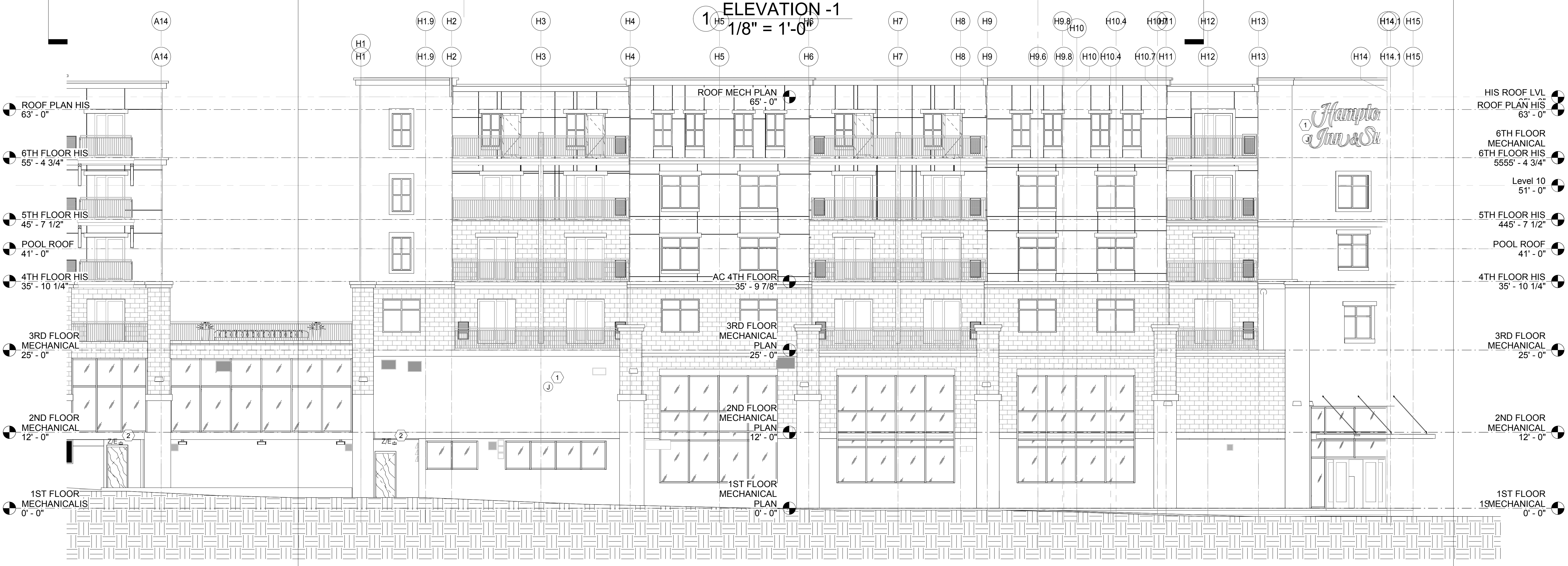
6TH FLOOR LIGHTING PLAN - B

LT-206B


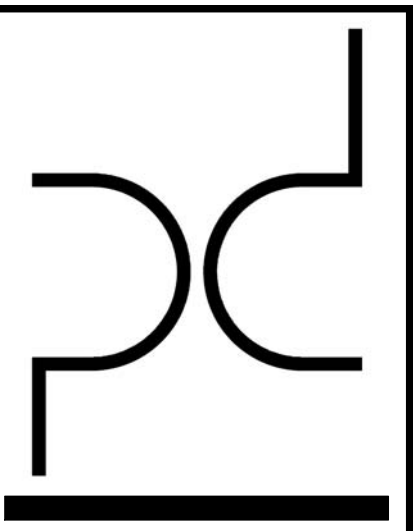




1 ELEVATION -1
1/8" = 1'-0"



2 ELEVATION -3
1/8" = 1'-0"



ARCHITECT
PURE DESIGN
11264 N. MADISON AVE.
KANSAS CITY, MO 64115
PHONE: 316.617.2052

STRUCTURAL ENGINEER
BSE
11320 W. 79TH ST.
LENEXA, KS 66214
PHONE: 913.492.7400

MEP ENGINEERS
PKMR
13300 W. 98TH ST.
LENEXA, KS 66215
PHONE: 913.492.2400

CIVIL ENGINEERS
Russell Planning &
Engineering Inc.
934 Main Avenue, Unit C
Durango CO, 81301
Phone 970-385-4546

INTERIOR DESIGNER
EDGEID
4838 South Highland Drive
Holladay, UT 84117
p 801-642-4100
www.edgeid.com

KITCHEN CONSULTANT
Culinx
311 4th Ave South
P.O. Box 365 | Sartell, MN 56377
1-320-259-6557

OWNER
LAMONT COMPANIES
205 6TH AVE. SE - SUITE 300
ABERDEEN, SD 57401
PHONE: 605.225.1712

Dual Hotel Durango
- AC & HIS
400 Block, East 2nd Avenue, Durango, CO 81301


JOB NO: B4-14-1701
DATE: 03-07-2019
ISSUE RECORD: FOR CONSTRUCTION

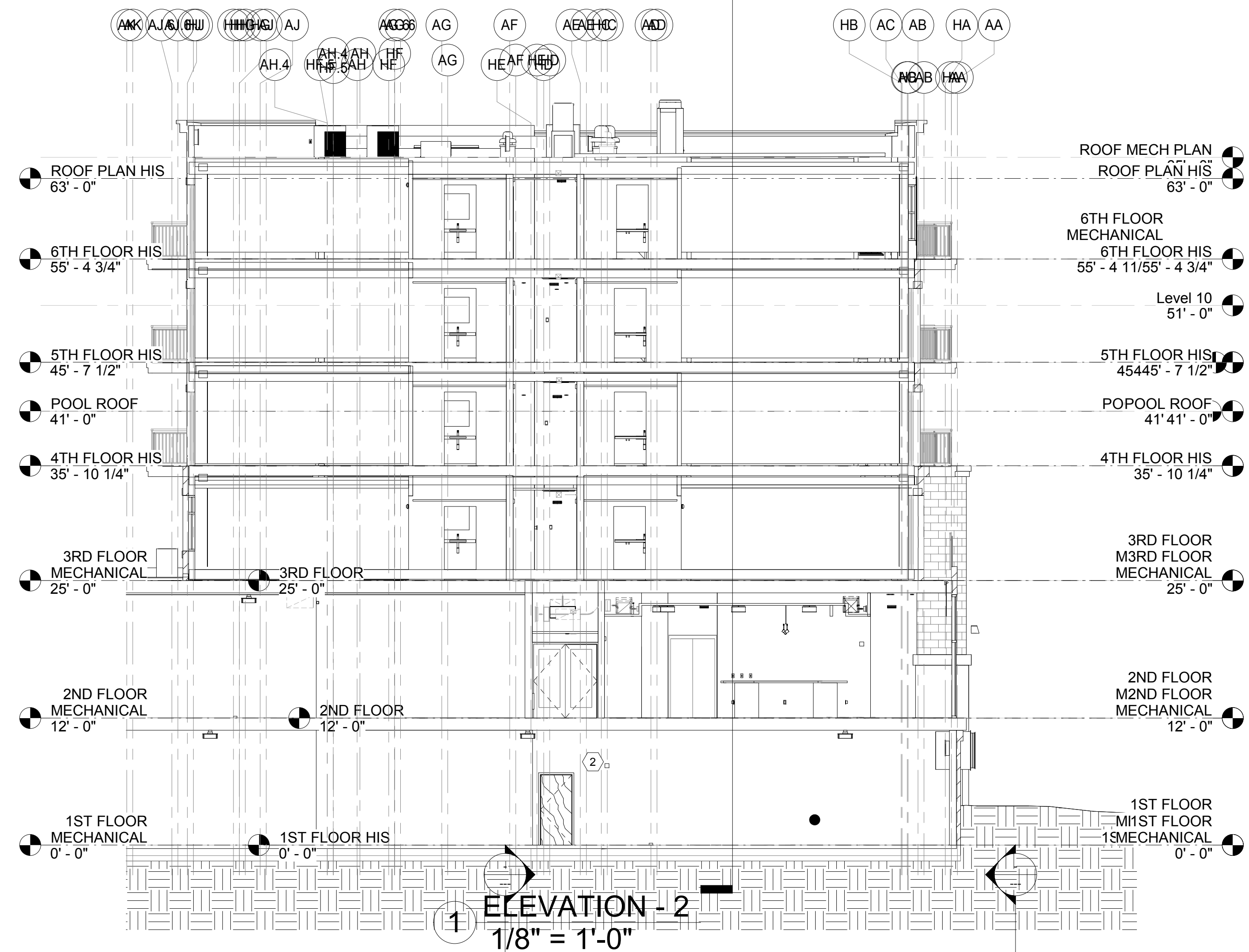
REVISIONS:
0 2018.05.30

ELEVATION -1
LT-207

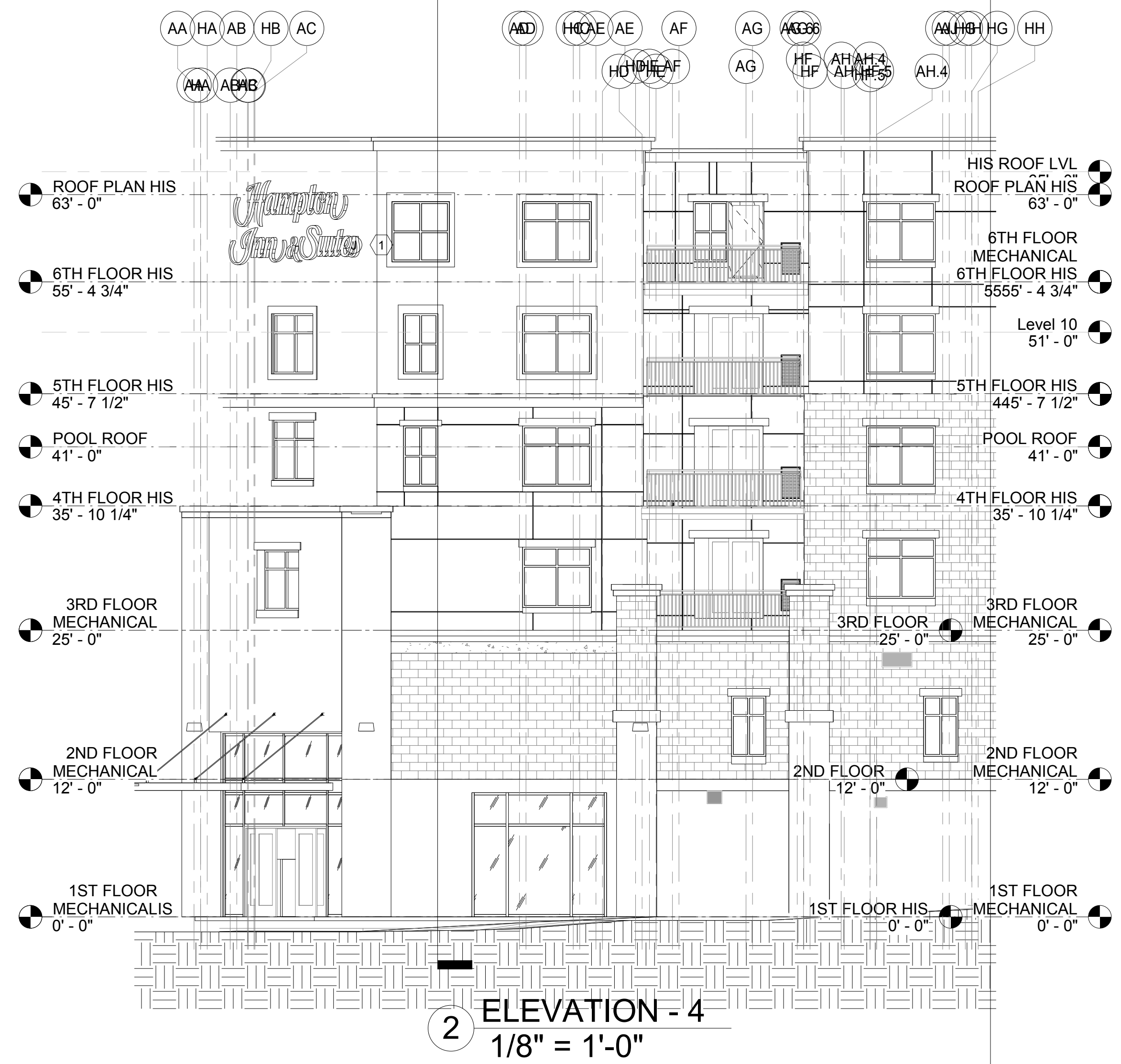
LT-207 KEY NOTES

#	Text
1	CONTRACTOR SHALL PROVIDE JUNCTION BOX FOR EXTERIOR WALL SIGNAGES.
2	CONTRACTOR SHALL REFER THE LIGHTING SHEET-LT-201 FOR POWER DETAILS.




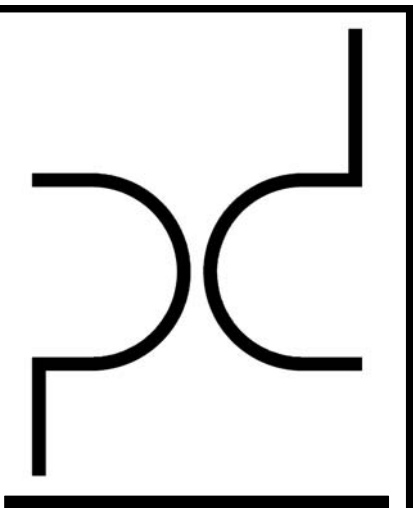



ELEVATION - 2
1/8" = 1'-0"



ELEVATION - 4
1/8" = 1'-0"

LT-208 KEY NOTES	
#	Text
1	CONTRACTOR SHALL PROVIDE JUNCTION BOX FOR EXTERIOR WALL SIGNAGES.
2	CONTRACTOR SHALL REFER THE LIGHTING SHEET-LT-201 FOR POWER DETAILS.



ARCHITECT
PURE DESIGN
11264 N. MADISON AVE.
KANSAS CITY, MO 64115
PHONE: 316.617.2052

STRUCTURAL ENGINEER
BSE
11320 W. 79TH ST.
LENEXA, KS 66214
PHONE: 913.492.7400

MEP ENGINEERS
PKMR
13300 W. 98TH ST.
LENEXA, KS 66215
PHONE: 913.492.2400

CIVIL ENGINEERS
Russell Planning & Engineering Inc.
934 Main Avenue, Unit C
Durango CO, 81301
Phone 970-385-4546

INTERIOR DESIGNER
EDGEID
4838 South Highland Drive
Holladay, UT 84117
p 801-642-4100
www.edgeid.com

KITCHEN CONSULTANT
Culinx
311 4th Ave South
P.O. Box 365 | Sartell, MN 56377
1-320-259-6557

OWNER
LAMONT COMPANIES
205 6TH AVE. SE - SUITE 300
ABERDEEN, SD 57401
PHONE: 605.225.1712

Dual Hotel Durango
- AC & HIS
400 Block, East 2nd Avenue, Durango, CO 81301

JOB NO: B4-114-1701
DATE: 03-07-2019
ISSUE RECORD: FOR CONSTRUCTION

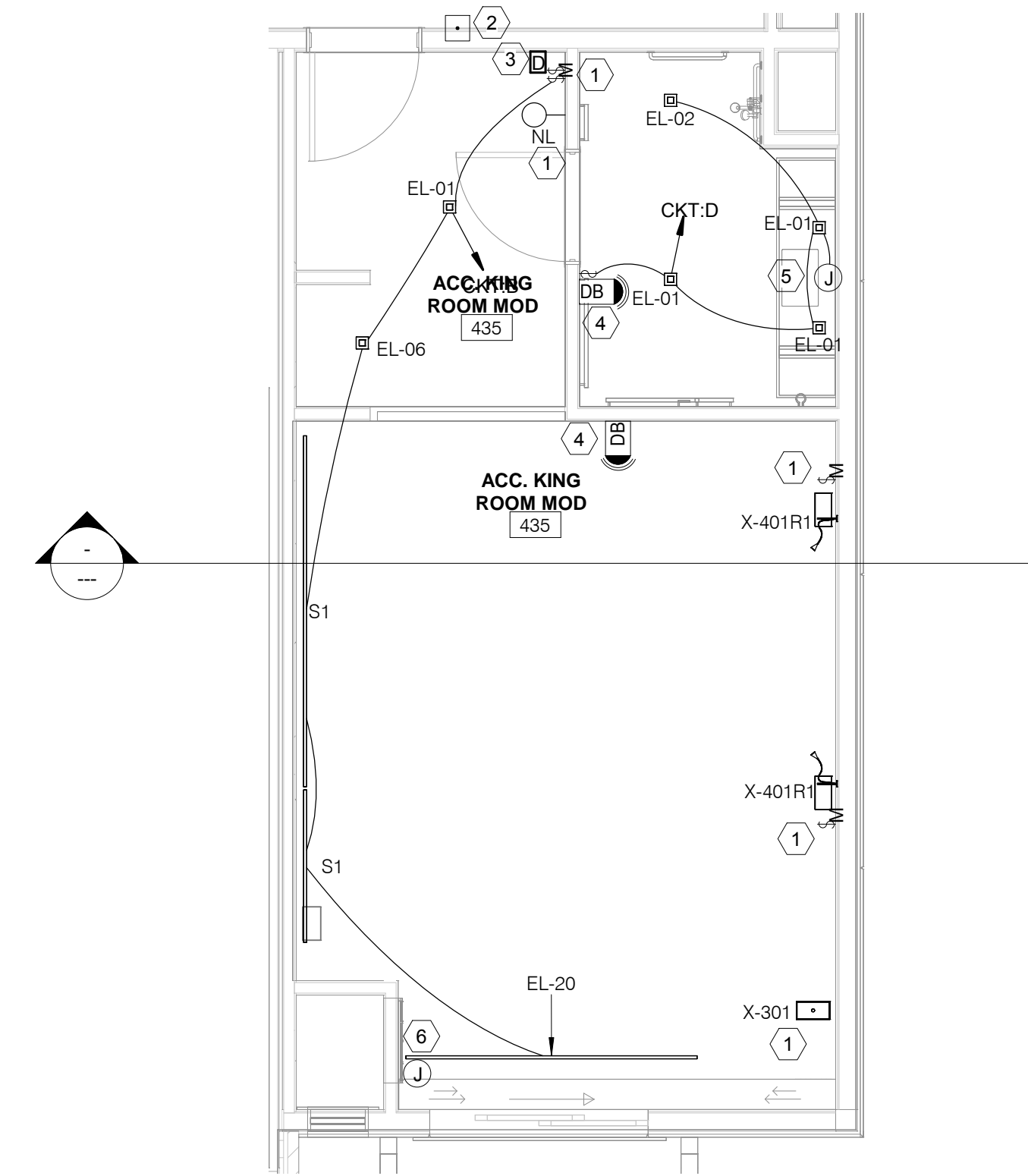
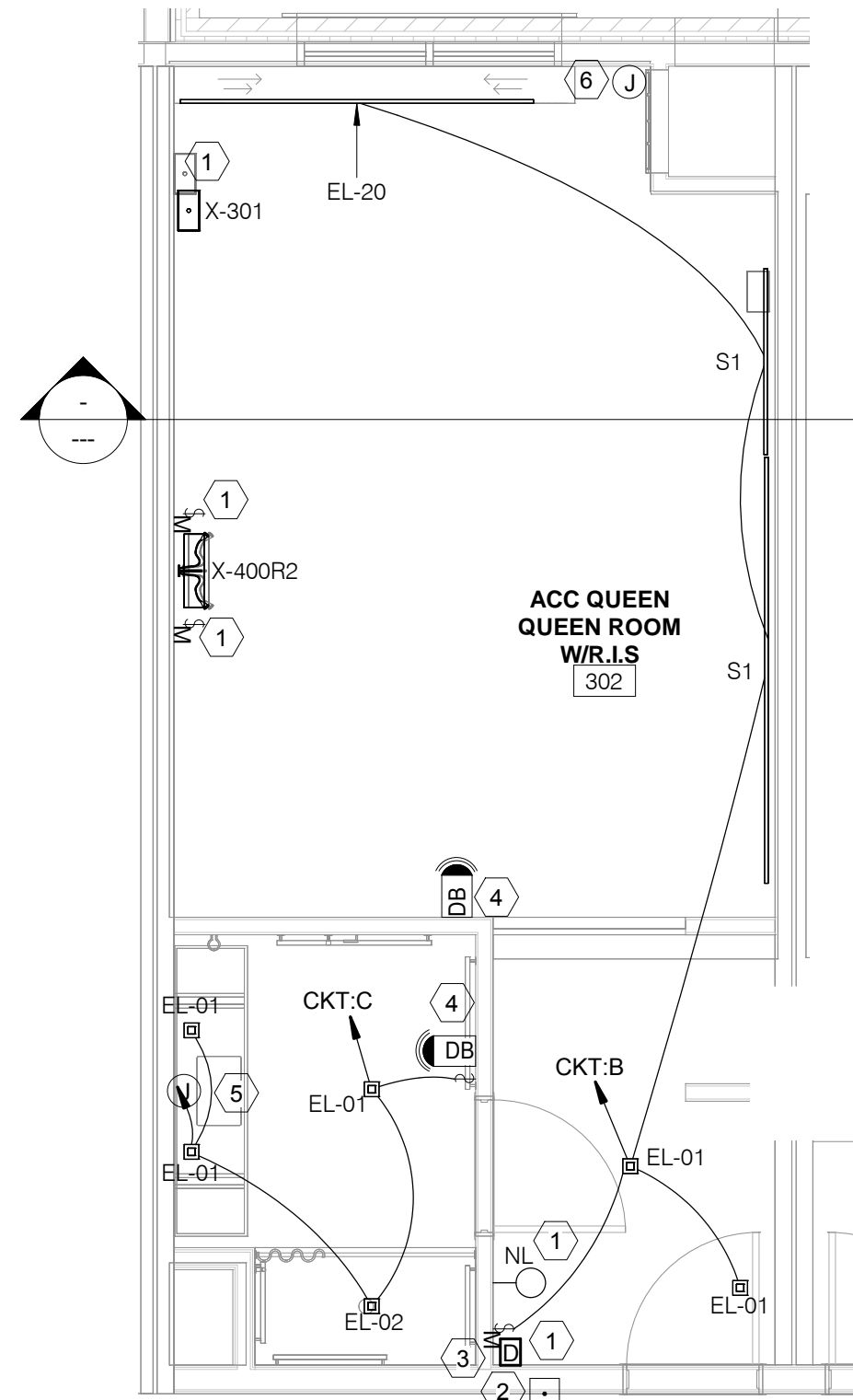
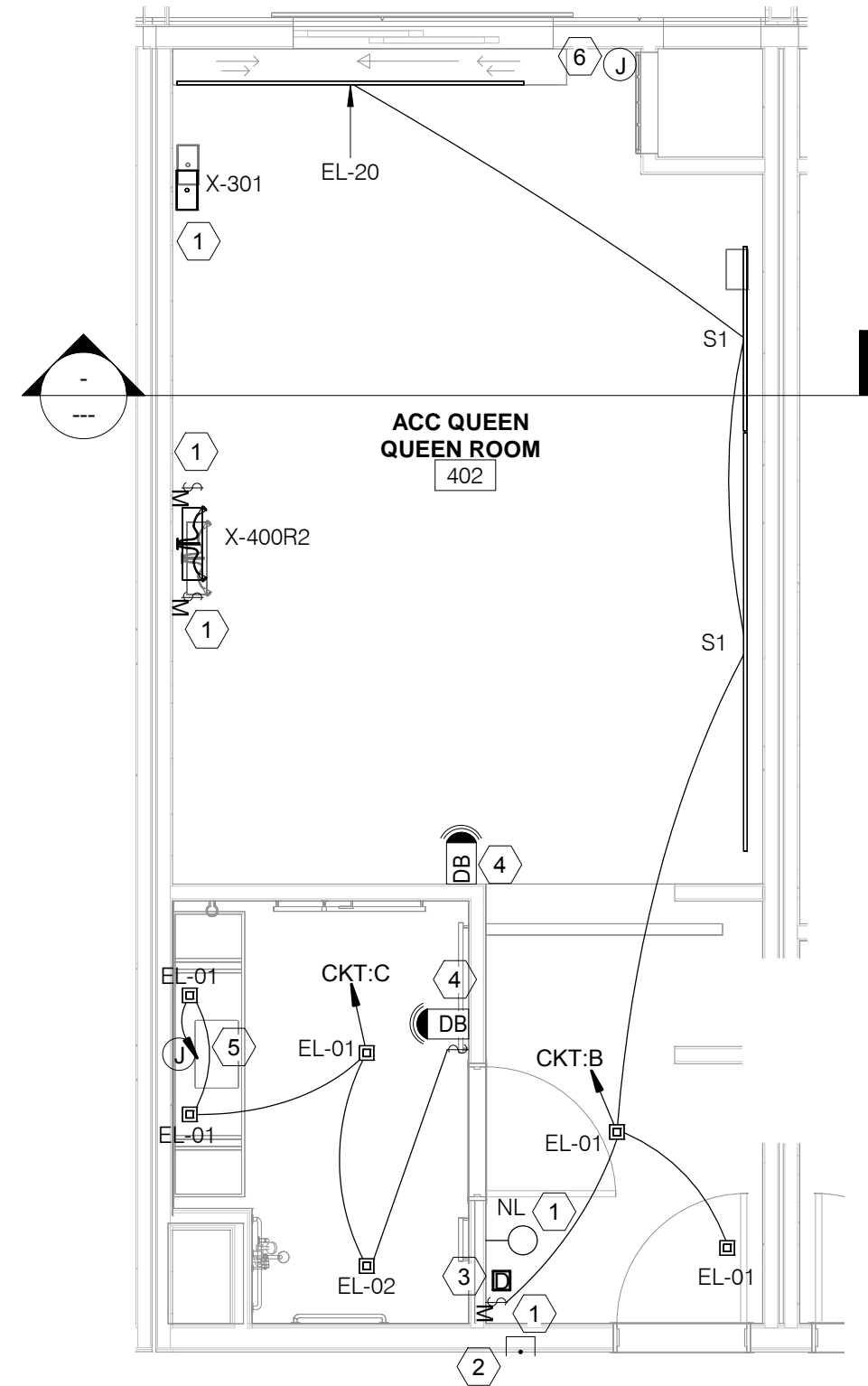
REVISIONS:

0	2018.05.30
---	------------

ELEVATION - 2
LT-208

GENERAL NOTES:	
1.	REFER TO ARCHITECTURAL/ID DRAWINGS FOR EXACT DIMENSIONS AND HEIGHT.
2.	REFER TO SHEET LT-002,LT-003 FOR LIGHTING FIXTURE SCHEDULE.
3.	ALL LIGHT SWITCHES IN GUEST ROOMS SHALL BE ROCKER SWITCHES.
4.	ALL SWITCHES IN GUEST ROOM TO BE MOUNTED AT 42" A.F.F. TO CENTER UNLESS OTHERWISE NOTED.
5.	PROVIDE MASTER SWITCH AT GUEST ROOM ENTRY DOOR TO CONTROL ALL PERMANENTLY INSTALLED LIGHT FIXTURES AND SWITCHED RECEPTACLES IN ACCORDANCE WITH THE ENERGY CODE.

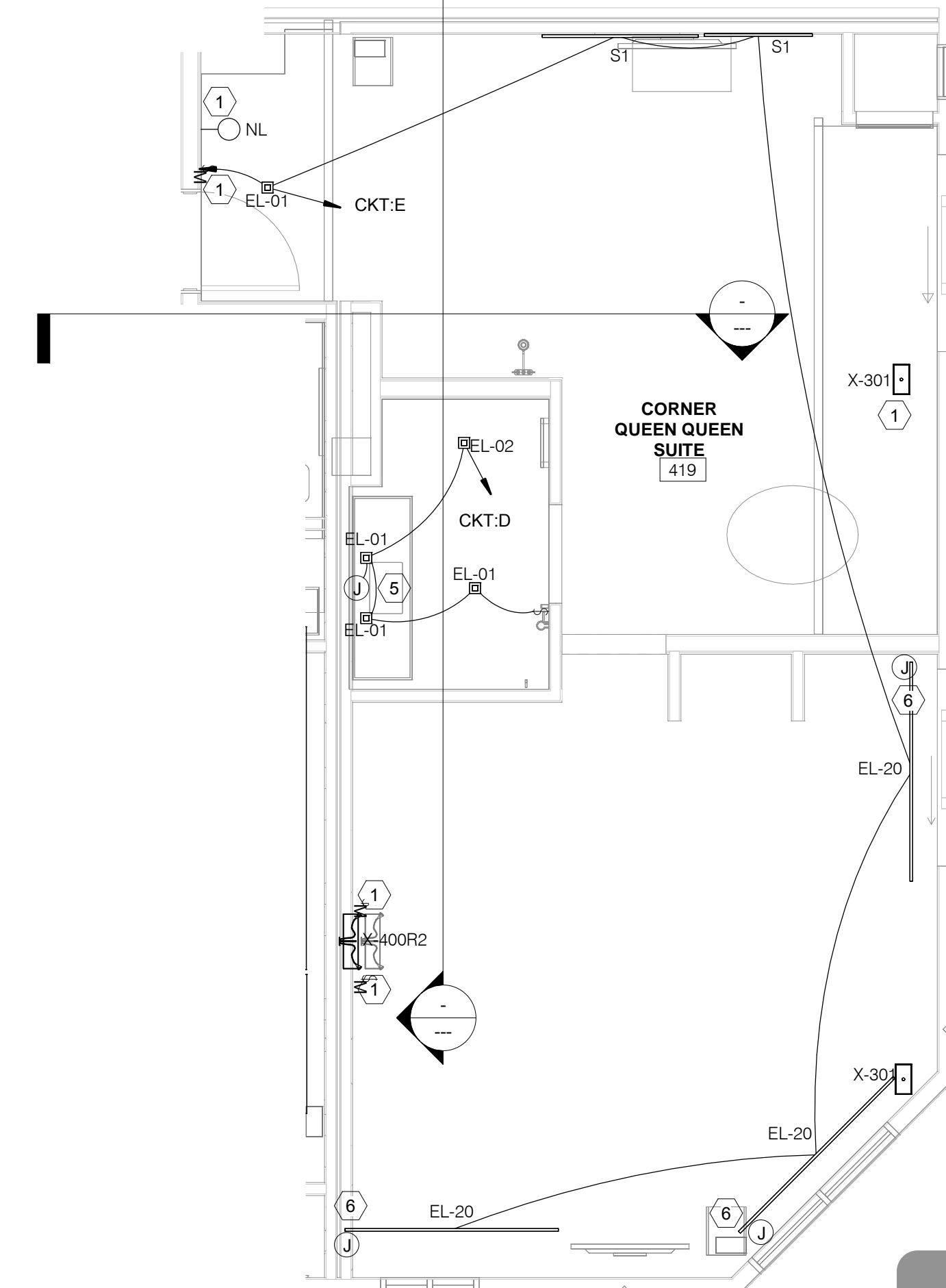
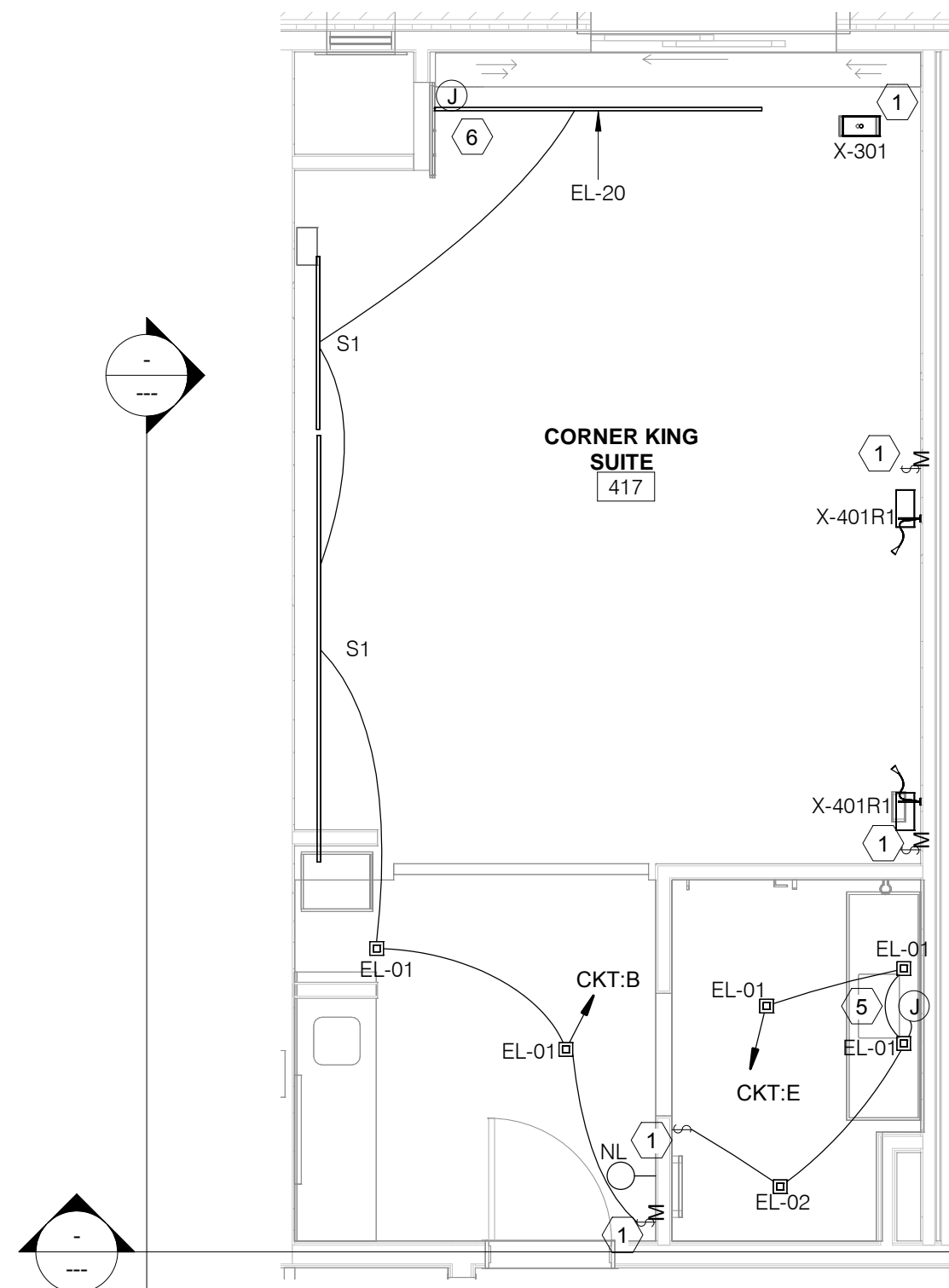
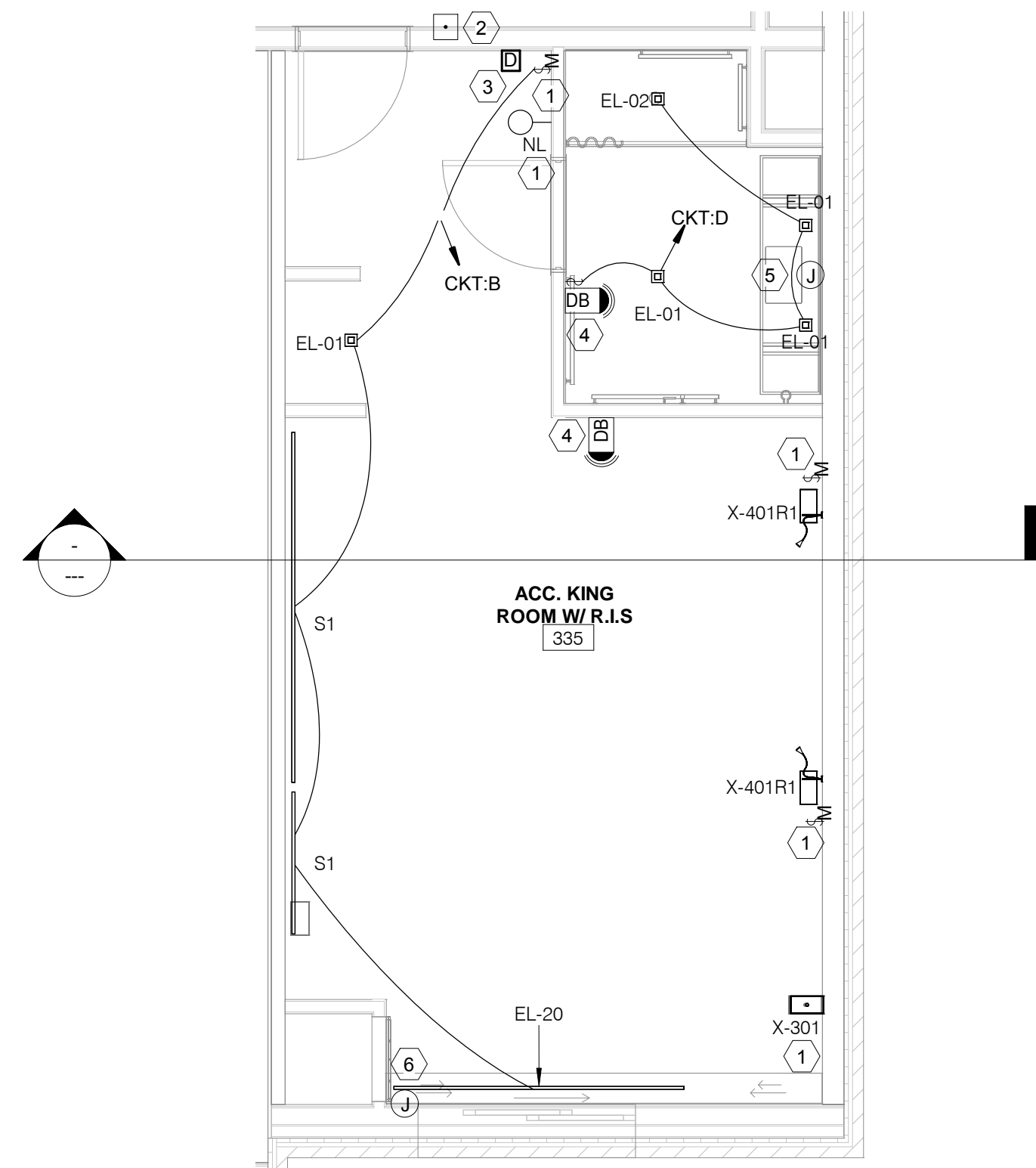
LT-209 KEY NOTES	
#	Text
1	PROVIDE OCCUPANCY SENSOR OR KEY CARD SYSTEM WITH SIGNAGE TO CONTROL ALL LUMINARIES AND SWITCHED RECEPTACLE IN GUEST ROOM LIVING ROOM AND BEDROOM WITH EXCEPTION OF BATHROOM AS PER IECG CODE SECTION 405.2.4
2	DOORBELL PUSH BUTTON MOUNTED AT 42" A.F.F. OCCURS IN HEARING IMPAIRED AND / OR ACCESSIBLE GUEST ROOMS.
3	SWITCH TO ACTIVATE AUDIBLE / VISUAL UNIT MOUNTED AT 48" A.F.F. OCCURS IN HEARING IMPAIRED ROOMS ONLY REFER TO ARCHITECTURAL FLOOR PLANS FOR LOCATIONS OF THESE ROOMS
4	ACCESSIBLE GUEST ROOM AUDIBLE / VISUAL UNIT WITH ENGRAVED LETTER "DOOR" OCCURS IN HEARING IMPAIRED GUEST ROOMS ONLY
5	JUNCTION BOX FOR VANITY LIGHT.
6	JUNCTION BOX FOR DRAPERY LED STRIP LIGHT.
7	SWITCH FOR EXHAUST FAN IN BATHROOM.
8	CONTRACTOR SHALL PROVIDE POWER TO THE LIGHT THROUGH RECEPTACLE.



1 AC- ACC. QUEEN QUEEN ROOM
1/4" = 1'-0"

2 AC- ACC. QUEEN QUEEN ROOM W/R.I.S
1/4" = 1'-0"


3 AC- ACC. KING ROOM MOD
1/4" = 1'-0"




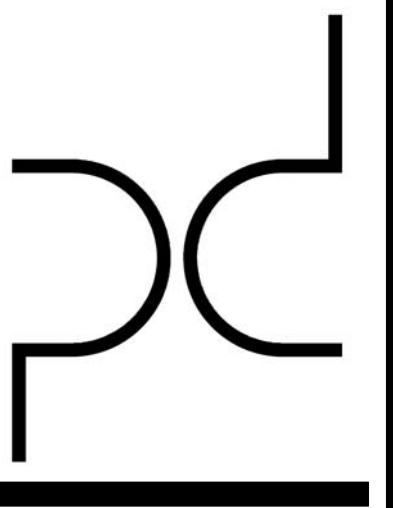
4 AC- ACC. KING ROOM W/R.I.S
1/4" = 1'-0"

5 AC- CORNER KING SUITE
1/4" = 1'-0"

6 AC- CORNER QUEEN QUEEN SUITE
1/4" = 1'-0"



PEARSON KENT MCKINLEY RAAF ENGINEERS, LLC
13300 W 98TH STREET
LENEXA, KS 66215
913.492.2400
WWW.PKMR.COM



ARCHITECT
PURE DESIGN
11264 N. MADISON AVE.
KANSAS CITY, MO 64115
PHONE: 316.617.2052

STRUCTURAL ENGINEER
BSE
11320 W. 79TH ST.
LENEXA, KS 66214
PHONE: 913.492.7400

MEP ENGINEERS
PKMR
13300 W. 98TH ST.
LENEXA, KS 66215
PHONE: 913.492.2400

CIVIL ENGINEERS
Russell Planning & Engineering Inc.
934 Main Avenue, Unit C
Durango CO, 81301
Phone 970-385-4546

INTERIOR DESIGNER
EDGEID
4838 South Highland Drive
Holladay, UT 84117
p 801-642-4100
www.edgeid.com

KITCHEN CONSULTANT
Culinx
311 4th Ave South
P.O. Box 365 | Sartell, MN 56377
1-320-259-6557

OWNER
LAMONT COMPANIES
205 6TH AVE. SE - SUITE 300
ABERDEEN, SD 57401
PHONE: 605.225.1712

Dual Hotel Durango
- AC & HIS
400 Block, East 2nd Avenue, Durango, CO 81301

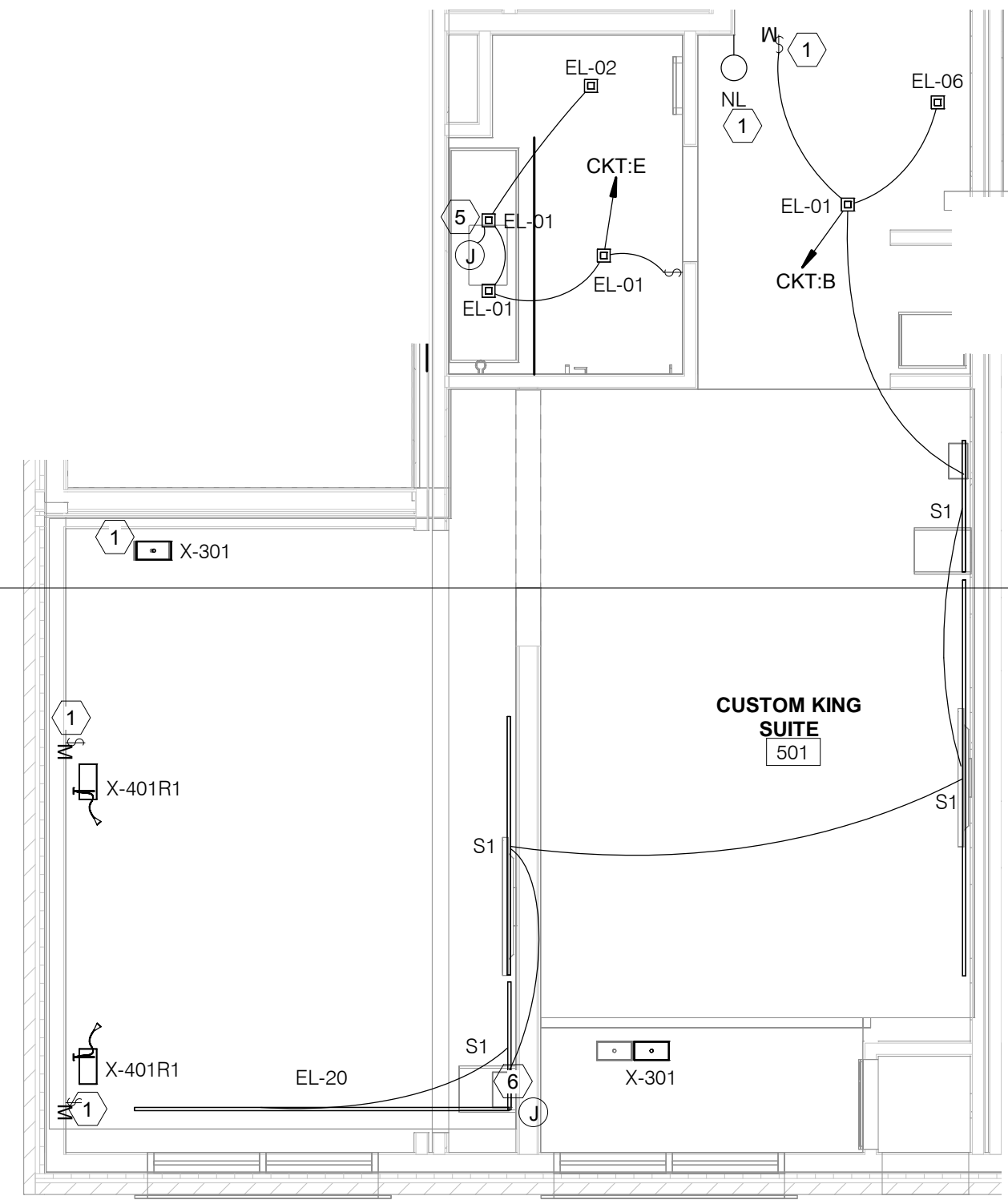
JOB NO: B4-14-1701
DATE: 03-07-2019
ISSUE RECORD: FOR CONSTRUCTION
REVISIONS:
0 2018.05.30

TYPICAL UNIT LIGHTING PLAN-I

LT-209

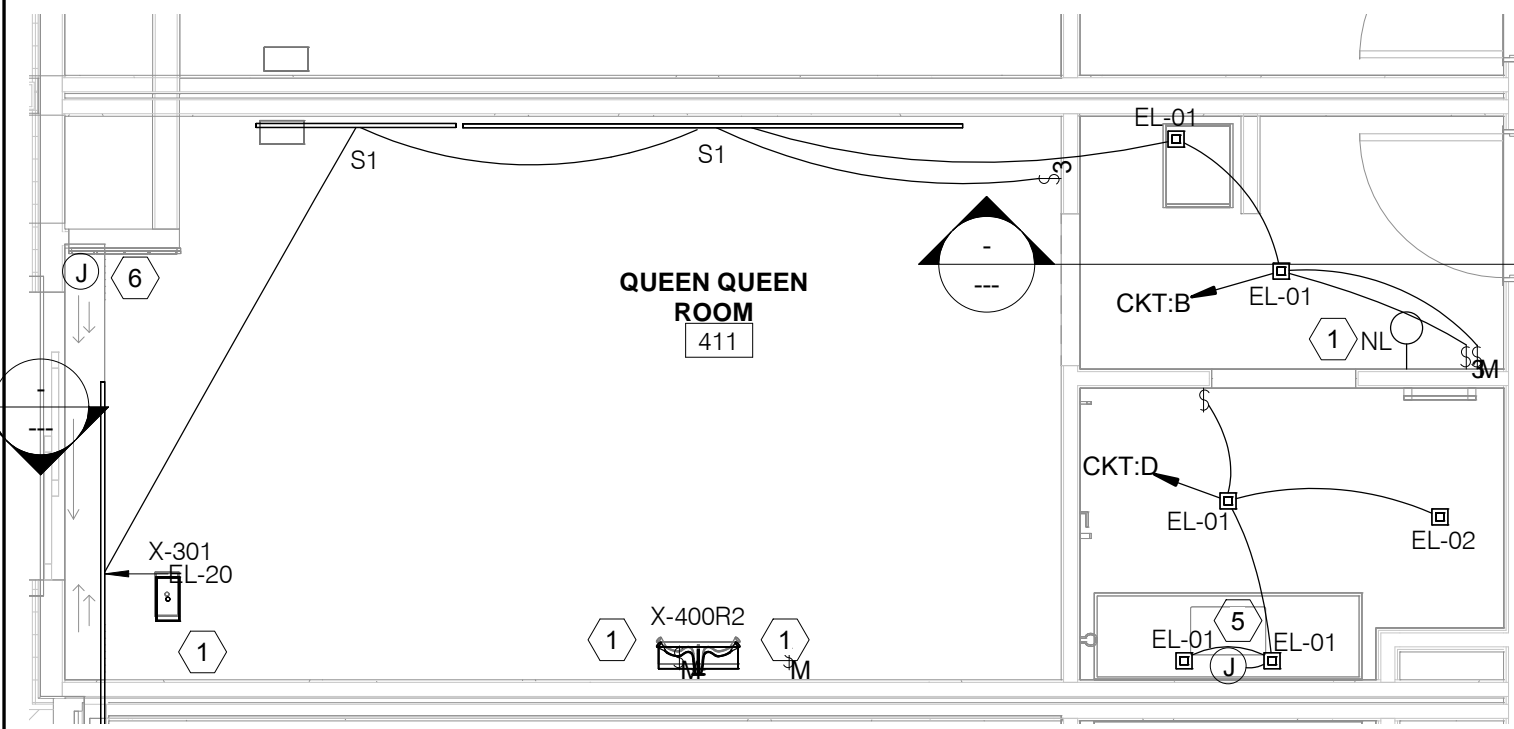
GENERAL NOTES:	
1.	REFER TO ARCHITECTURAL/ID DRAWINGS FOR EXACT DIMENSIONS AND HEIGHT.
2.	REFER TO SHEET LT-002,LT-003 FOR LIGHTING FIXTURE SCHEDULE.
3.	ALL LIGHT SWITCHES IN GUEST ROOMS SHALL BE ROCKER SWITCHES.
4.	ALL SWITCHES IN GUEST ROOM TO BE MOUNTED AT 42" A.F.F. TO CENTER UNLESS OTHERWISE NOTED.
5.	PROVIDE MASTER SWITCH AT GUEST ROOM ENTRY DOOR TO CONTROL ALL PERMANENTLY INSTALLED LIGHT FIXTURES AND SWITCHED RECEPTACLES IN ACCORDANCE WITH THE ENERGY CODE.

LT-210 KEY NOTES	
#	Text
1	PROVIDE OCCUPANCY SENSOR OR KEY CARD SYSTEM WITH SIGNAGE TO CONTROL ALL LUMINARIES AND SWITCHED RECEPTACLE IN GUEST ROOM,LIVING ROOM AND BEDROOM WITH EXCEPTION OF BATHROOM AS PER IECC CODE SECTION 405.2.4
2	DOORBELL PUSH BUTTON MOUNTED AT 42" A.F.F. OCCURS IN HEARING IMPAIRED AND / OR ACCESSIBLE GUEST ROOMS.
3	SWITCH TO ACTIVATE AUDIBLE / VISUAL UNIT MOUNTED AT 48" A.F.F. OCCURS IN HEARING IMPAIRED ROOMS ONLY REFER TO ARCHITECTURAL FLOOR PLANS FOR LOCATIONS OF THESE ROOMS
4	ACCESSIBLE GUEST ROOM AUDIBLE / VISUAL UNIT WITH ENGRAVED LETTER "DOOR" OCCURS IN HEARING IMPAIRED GUEST ROOMS ONLY
5	JUNCTION BOX FOR VANITY LIGHT.
6	JUNCTION BOX FOR DRAPERY LED STRIP LIGHT.
7	SWITCH FOR EXHAUST FAN IN BATHROOM.
8	CONTRACTOR SHALL PROVIDE POWER TO THE LIGHT THROUGH RECEPTACLE.



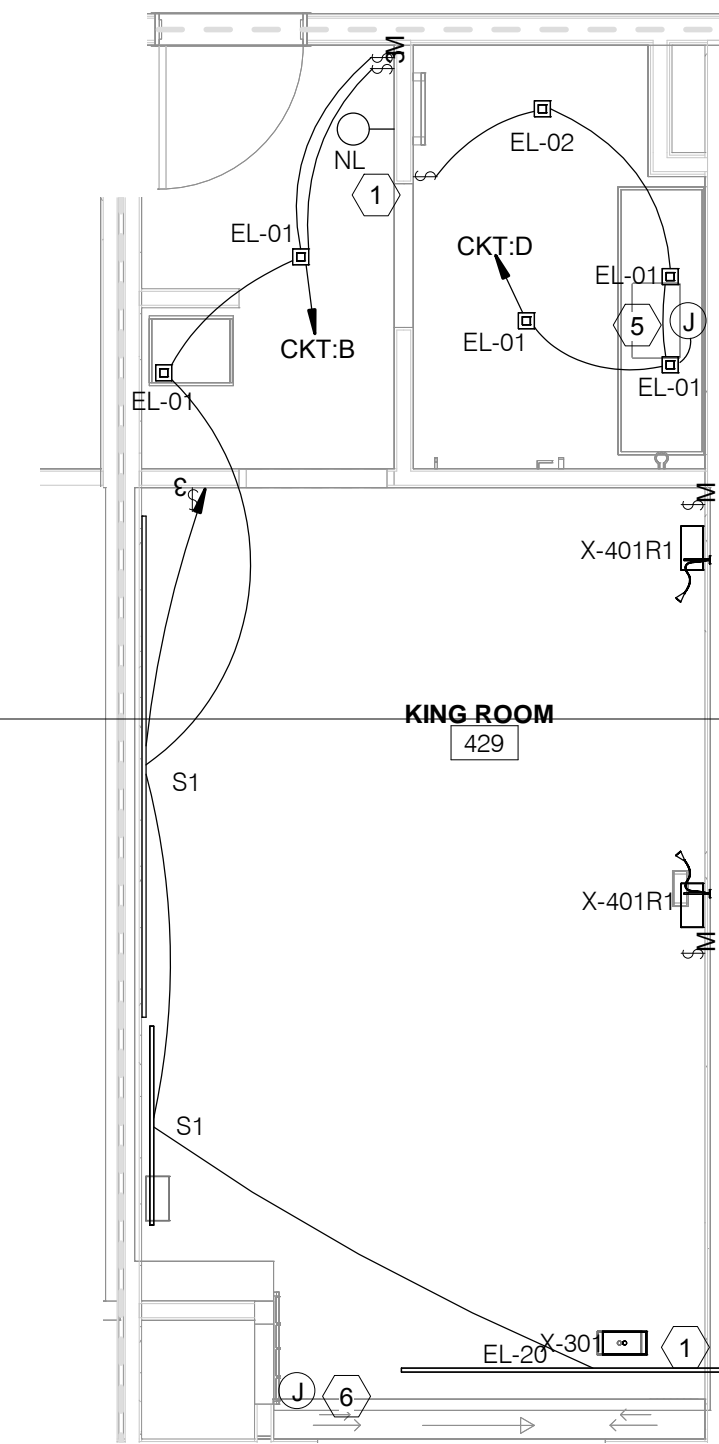
1 AC-CUSTOM KING SUITE
1/4" = 1'-0"

NOT IN USE




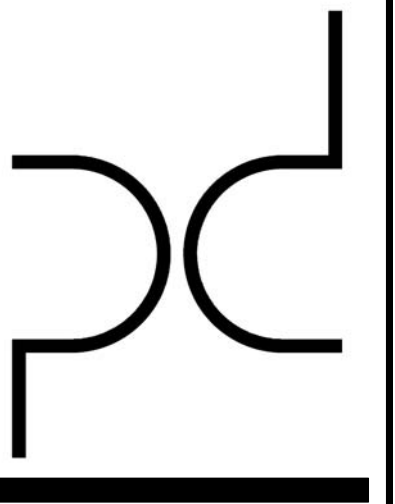
2 AC-QUEEN QUEEN ROOM
1/4" = 1'-0"

NOT IN USE



3 AC-KING ROOM
1/4" = 1'-0"

NOT IN USE



ARCHITECT
PURE DESIGN
11284 N. MADISON AVE.
KANSAS CITY, MO 64115
PHONE: 316.617.2052

STRUCTURAL ENGINEER
BSE
11320 W. 79TH ST.
LENEXA, KS 66214
PHONE: 913.492.7400

MEP ENGINEERS
PKMR
13300 W. 98TH ST.
LENEXA, KS 66215
PHONE: 913.492.2400

CIVIL ENGINEERS
Russell Planning &
Engineering Inc.
934 Main Avenue, Unit C
Durango CO, 81301
Phone 970-385-4546

INTERIOR DESIGNER
EDGEID
4838 South Highland Drive
Holladay, UT 84117
p 801-642-4100
www.edgeid.com

KITCHEN CONSULTANT
Culinex
311 4th Ave South
P.O. Box 365 | Sartell, MN 56377
1-320-259-6557

OWNER
LAMONT COMPANIES
205 6TH AVE SE - SUITE 300
ABERDEEN SD 57401
PHONE: 605.225.1712

Dual Hotel Durango
- AC & HIS
400 Block, East 2nd Avenue, Durango, CO 81301

JOB NO: B4-114-1701

DATE: 03-07-2019


ISSUE RECORD: FOR CONSTRUCTION

REVISIONS:

0 2018.05.30

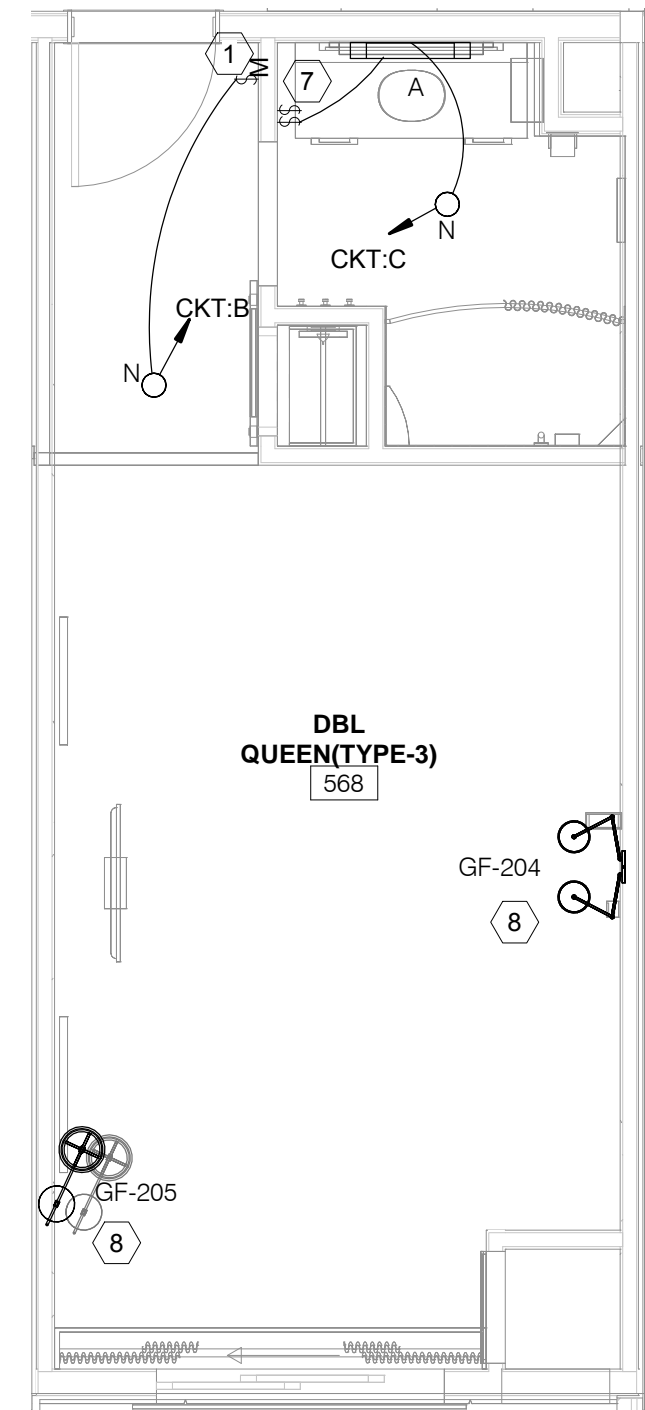
TYPICAL UNIT LIGHTING PLAN-2

LT-210

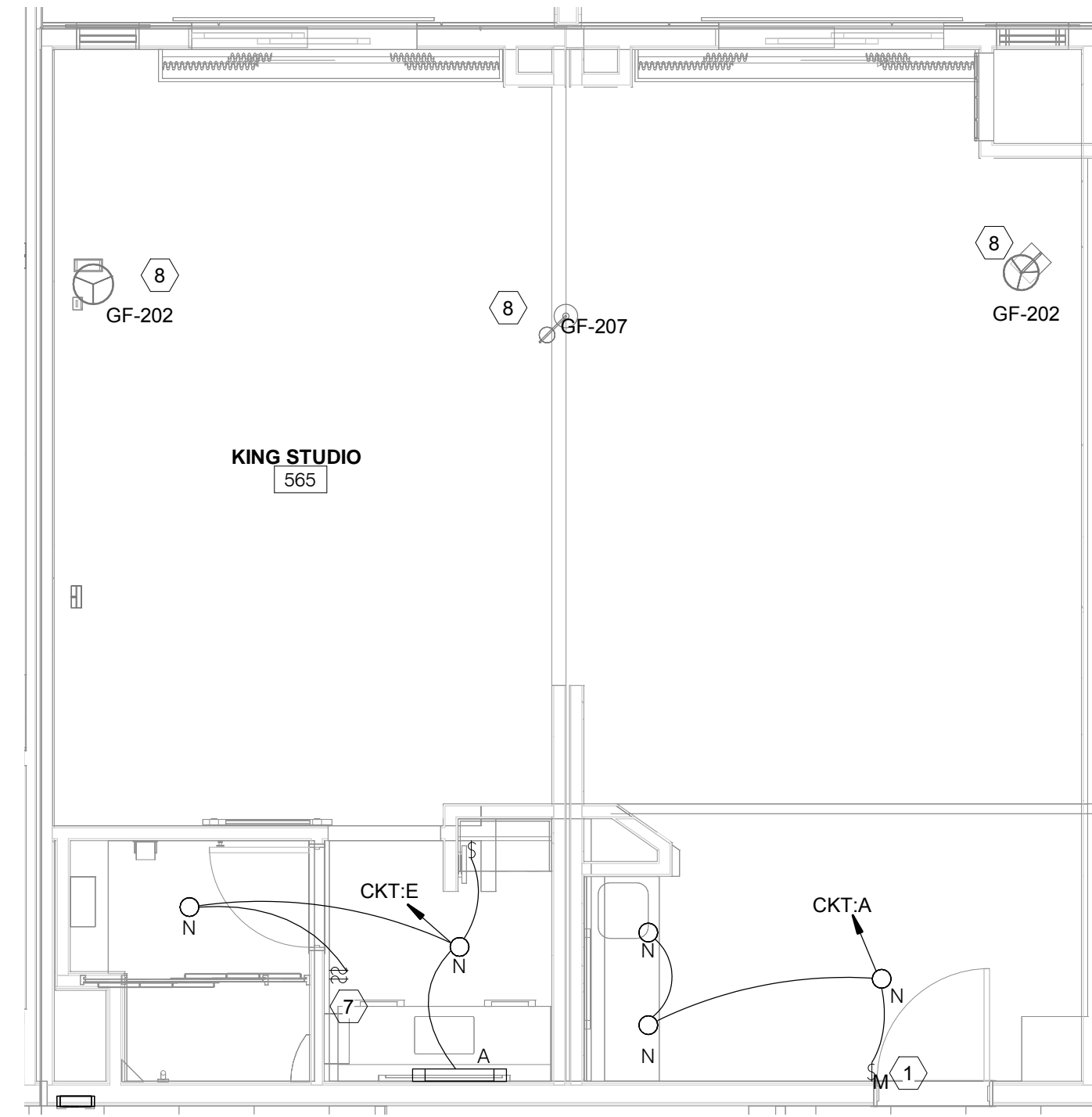


GENERAL NOTES:	
1.	REFER TO ARCHITECTURAL/ID DRAWINGS FOR EXACT DIMENSIONS AND HEIGHT.
2.	REFER TO SHEET LT-002,LT-003 FOR LIGHTING FIXTURE SCHEDULE.
3.	ALL LIGHT SWITCHES IN GUEST ROOMS SHALL BE ROCKER SWITCHES.
4.	ALL SWITCHES IN GUEST ROOM TO BE MOUNTED AT 42" A.F.F. TO CENTER UNLESS OTHERWISE NOTED.
5.	PROVIDE MASTER SWITCH AT GUEST ROOM ENTRY DOOR TO CONTROL ALL PERMANENTLY INSTALLED LIGHT FIXTURES AND SWITCHED RECEPTACLES IN ACCORDANCE WITH THE ENERGY CODE.

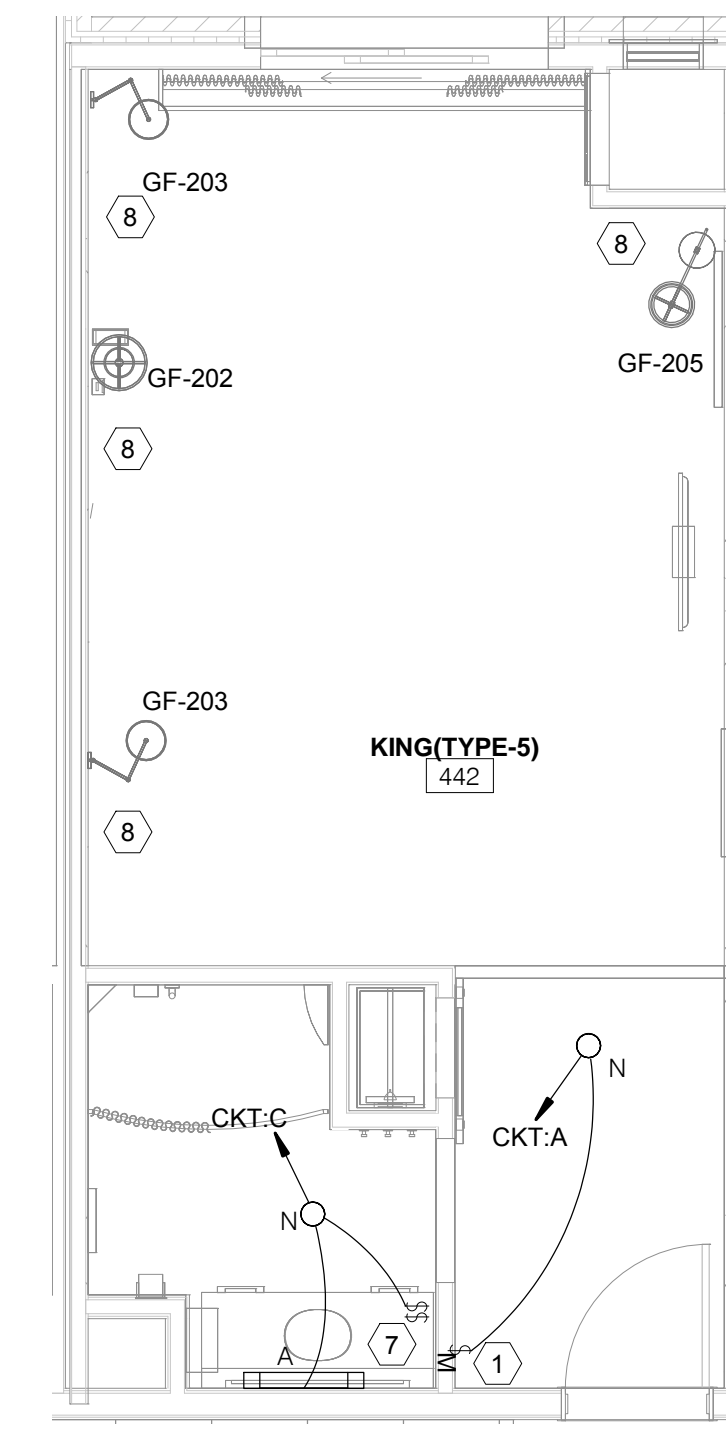
LT-211 KEY NOTES	
#	Text
1	PROVIDE OCCUPANCY SENSOR OR KEY CARD SYSTEM WITH SIGNAGE TO CONTROL ALL LUMINARIES AND SWITCHED RECEPTACLE IN GUEST ROOM LIVING ROOM AND BEDROOM WITH EXCEPTION OF BATHROOM AS PER IECC CODE SECTION 405.2.4
2	DOORBELL PUSH BUTTON MOUNTED AT 42" A.F.F. OCCURS IN HEARING IMPAIRED AND / OR ACCESSIBLE GUEST ROOMS.
3	SWITCH TO ACTIVATE AUDIBLE / VISUAL UNIT MOUNTED AT 48" A.F.F. OCCURS IN HEARING IMPAIRED ROOMS ONLY REFER TO ARCHITECTURAL FLOOR PLANS FOR LOCATIONS OF THESE ROOMS
4	ACCESSIBLE GUEST ROOM AUDIBLE / VISUAL UNIT WITH ENGRAVED LETTER "DOOR" OCCURS IN HEARING IMPAIRED GUEST ROOMS ONLY
5	JUNCTION BOX FOR VANITY LIGHT.
6	JUNCTION BOX FOR DRAPERY LED STRIP LIGHT.
7	SWITCH FOR EXHAUST FAN IN BATHROOM.
8	CONTRACTOR SHALL PROVIDE POWER TO THE LIGHT THROUGH RECEPTACLE.



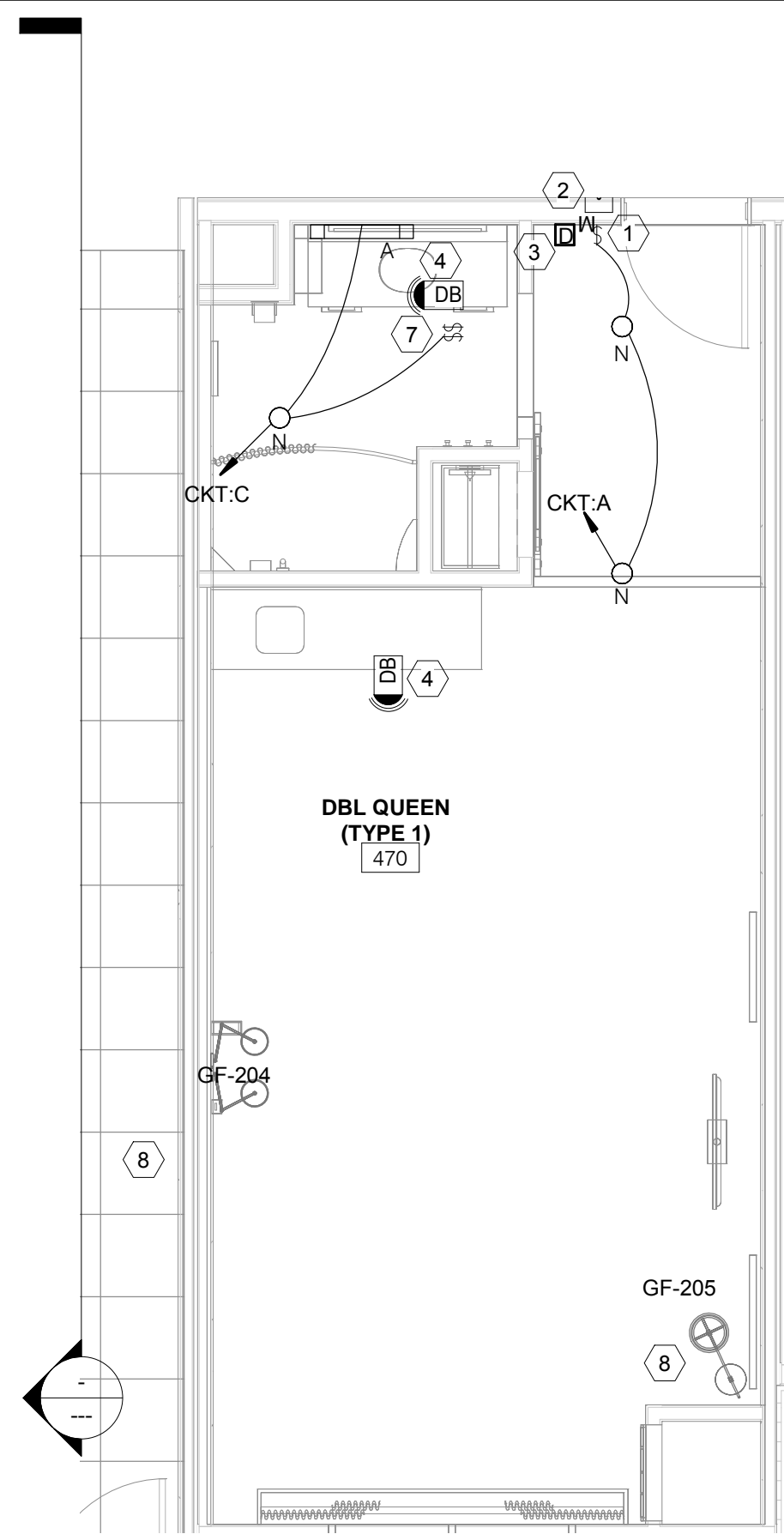
1 HI&S - DOUBLE QUEEN (TYPE-3)
1/4" = 1'-0"



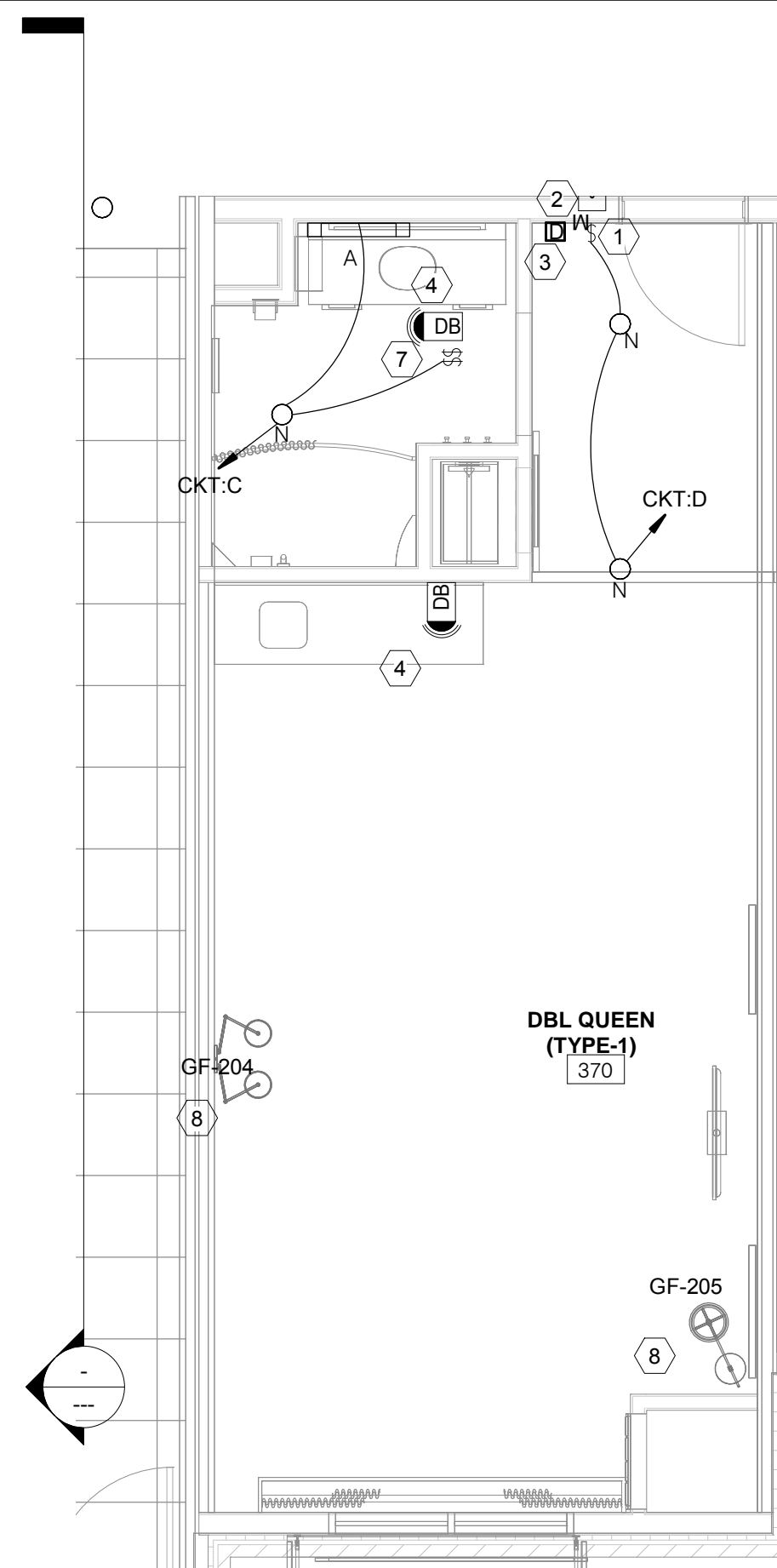
2 HI&S - KING STUDIO
1/4" = 1'-0"



3 HI&S-KING (TYPE-5)
1/4" = 1'-0"


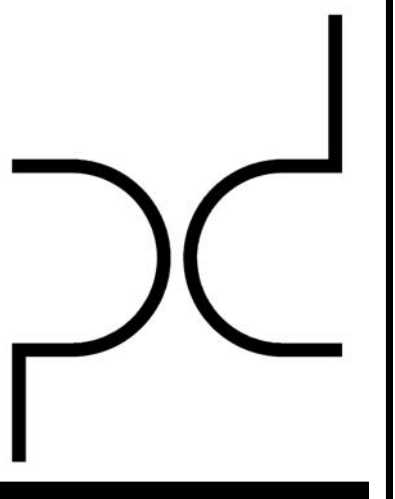


4 HI&S- ACC. DOUBLE QUEEN
1/4" = 1'-0"



5 HI&S- ACC. DOUBLE QUEEN W/R.I.S
1/4" = 1'-0"

NOT IN USE



ARCHITECT
PURE DESIGN
11264 N. MADISON AVE.
KANSAAS CITY, MO 64115
PHONE: 316.617.2052

STRUCTURAL ENGINEER
BSE
11320 W. 79TH ST.
LENEXA, KS 66214
PHONE: 913.492.7400

MEP ENGINEERS
PKMR
13300 W. 98TH ST.
LENEXA, KS 66215
PHONE: 913.492.2400

CIVIL ENGINEERS
Russell Planning & Engineering Inc.
934 Main Avenue, Unit C
Durango CO, 81301
Phone 970-385-4546

INTERIOR DESIGNER
EDGEID
4838 South Highland Drive
Holladay, UT 84117
p 801-642-4100
www.edgeid.com

KITCHEN CONSULTANT
Culinex
311 4th Ave South
P.O. Box 365 | Sartell, MN 56377
1-320-259-6557

OWNER
LAMONT COMPANIES
205 6TH AVE. SE - SUITE 300
ABERDEEN, SD 57401
PHONE: 605.225.1712

Dual Hotel Durango
- AC & HIS
400 Block, East 2nd Avenue, Durango, CO 81301

JOB NO: B4-114-1701


DATE: 03-07-2019

ISSUE RECORD: FOR CONSTRUCTION

REVISIONS:
0 2018.05.30

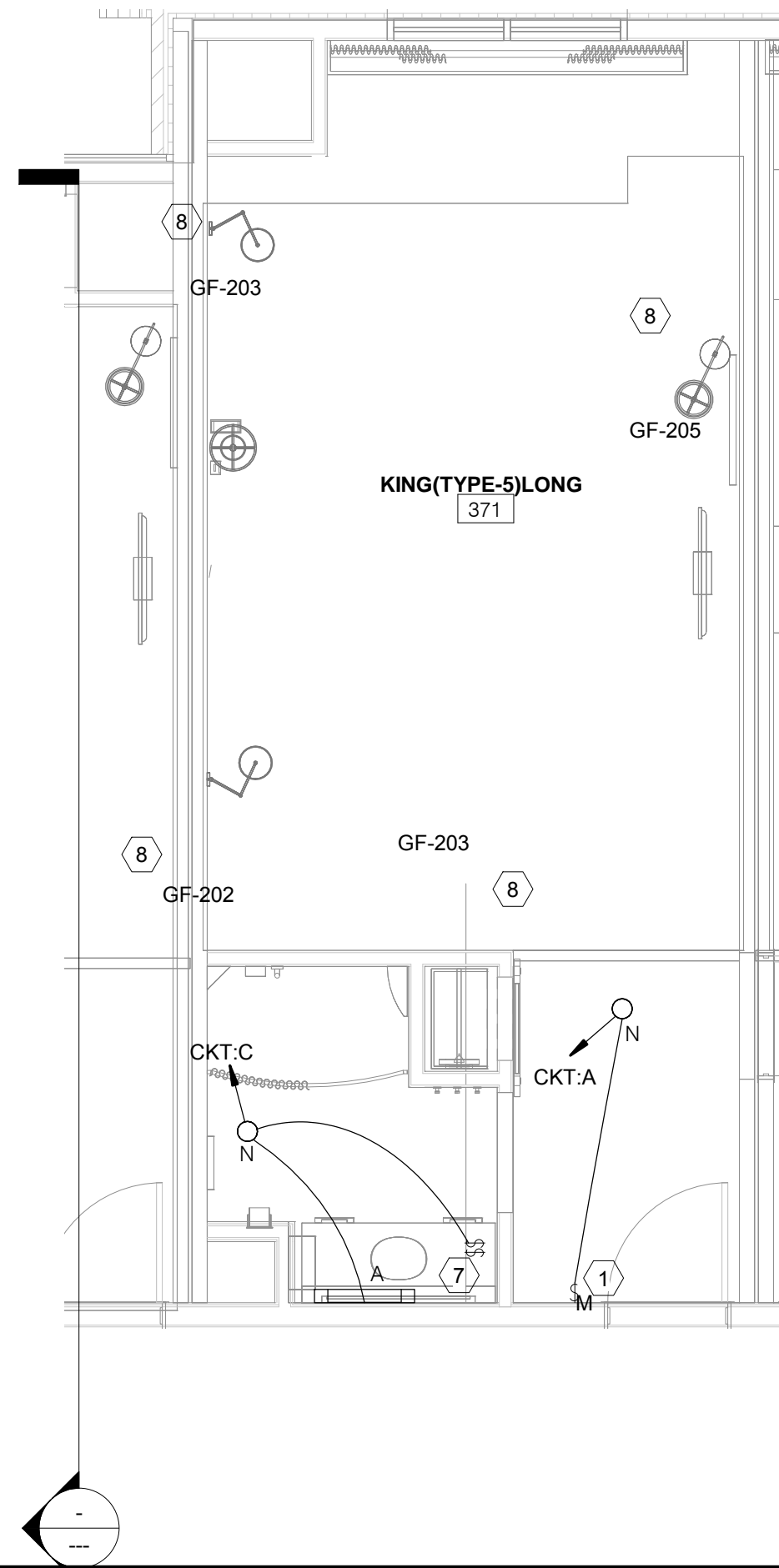
TYPICAL UNIT LIGHTING PLAN-3

LT-211

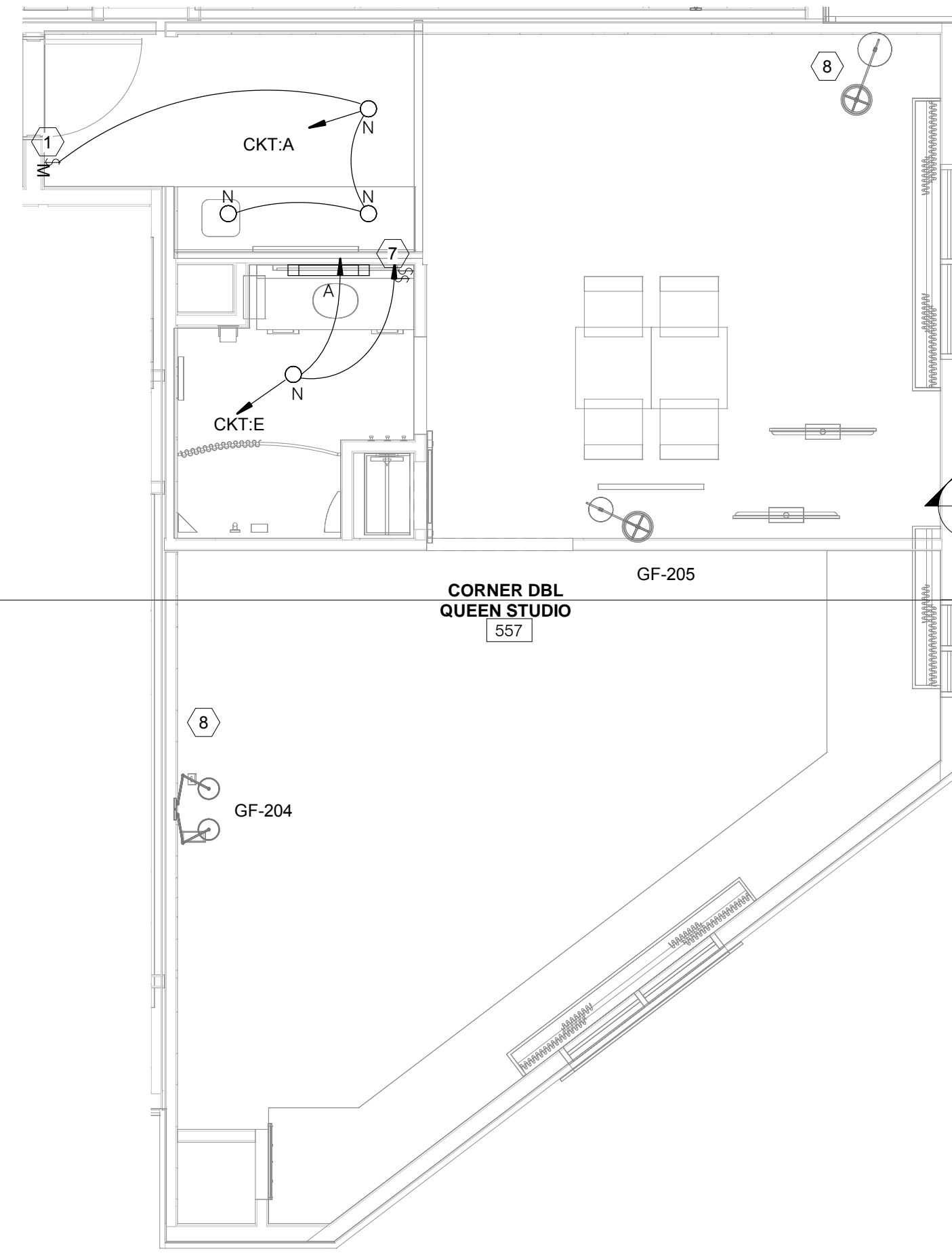


GENERAL NOTES:	
1.	REFER TO ARCHITECTURAL/ID DRAWINGS FOR EXACT DIMENSIONS AND HEIGHT.
2.	REFER TO SHEET LT-002.LT-003 FOR LIGHTING FIXTURE SCHEDULE.
3.	ALL LIGHT SWITCHES IN GUEST ROOMS SHALL BE ROCKER SWITCHES.
4.	ALL SWITCHES IN GUEST ROOM TO BE MOUNTED AT 42" A.F.F. TO CENTER UNLESS OTHERWISE NOTED.
5.	PROVIDE MASTER SWITCH AT GUEST ROOM ENTRY DOOR TO CONTROL ALL PERMANENTLY INSTALLED LIGHT FIXTURES AND SWITCHED RECEPTACLES IN ACCORDANCE WITH THE ENERGY CODE.

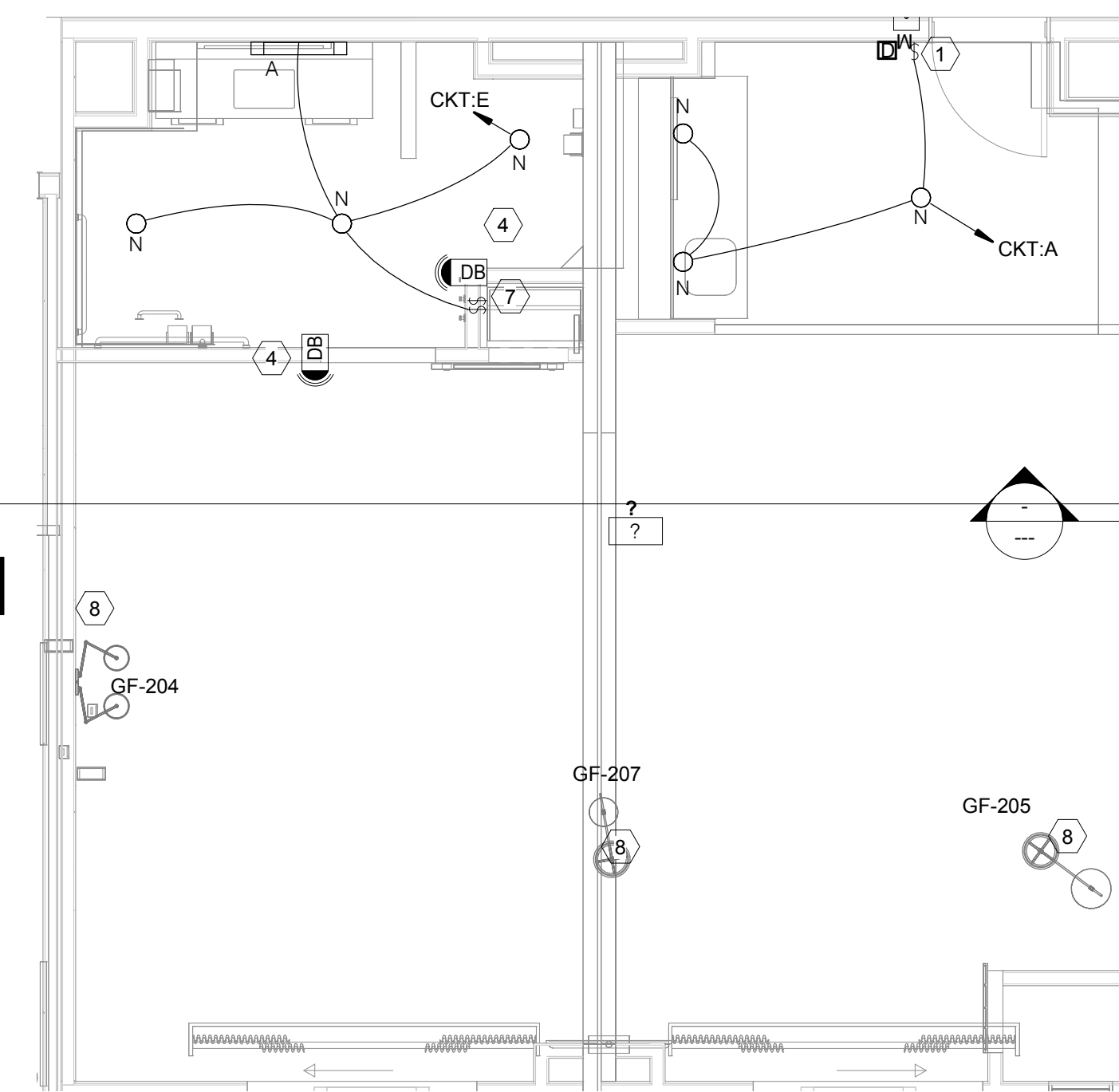
LT-212 KEY NOTES	
#	Text
1	PROVIDE OCCUPANCY SENSOR OR KEY CARD SYSTEM WITH SIGNAGE TO CONTROL ALL LUMINARIES AND SWITCHED RECEPTACLE IN GUEST ROOM, LIVING ROOM AND BEDROOM WITH EXCEPTION OF BATHROOM AS PER IECC CODE SECTION 405.2.4
2	DOORBELL PUSH BUTTON MOUNTED AT 42" A.F.F. OCCURS IN HEARING IMPAIRED AND / OR ACCESSIBLE GUEST ROOMS.
3	SWITCH TO ACTIVATE AUDIBLE / VISUAL UNIT MOUNTED AT 48" A.F.F. OCCURS IN HEARING IMPAIRED ROOMS ONLY REFER TO ARCHITECTURAL FLOOR PLANS FOR LOCATIONS OF THESE ROOMS
4	ACCESSIBLE GUEST ROOM AUDIBLE / VISUAL UNIT WITH ENGRAVED LETTER "DOOR" OCCURS IN HEARING IMPAIRED GUEST ROOMS ONLY
5	JUNCTION BOX FOR VANITY LIGHT.
6	JUNCTION BOX FOR DRAPERY LED STRIP LIGHT.
7	SWITCH FOR EXHAUST FAN IN BATHROOM.
8	CONTRACTOR SHALL PROVIDE POWER TO THE LIGHT THROUGH RECEPTACLE.



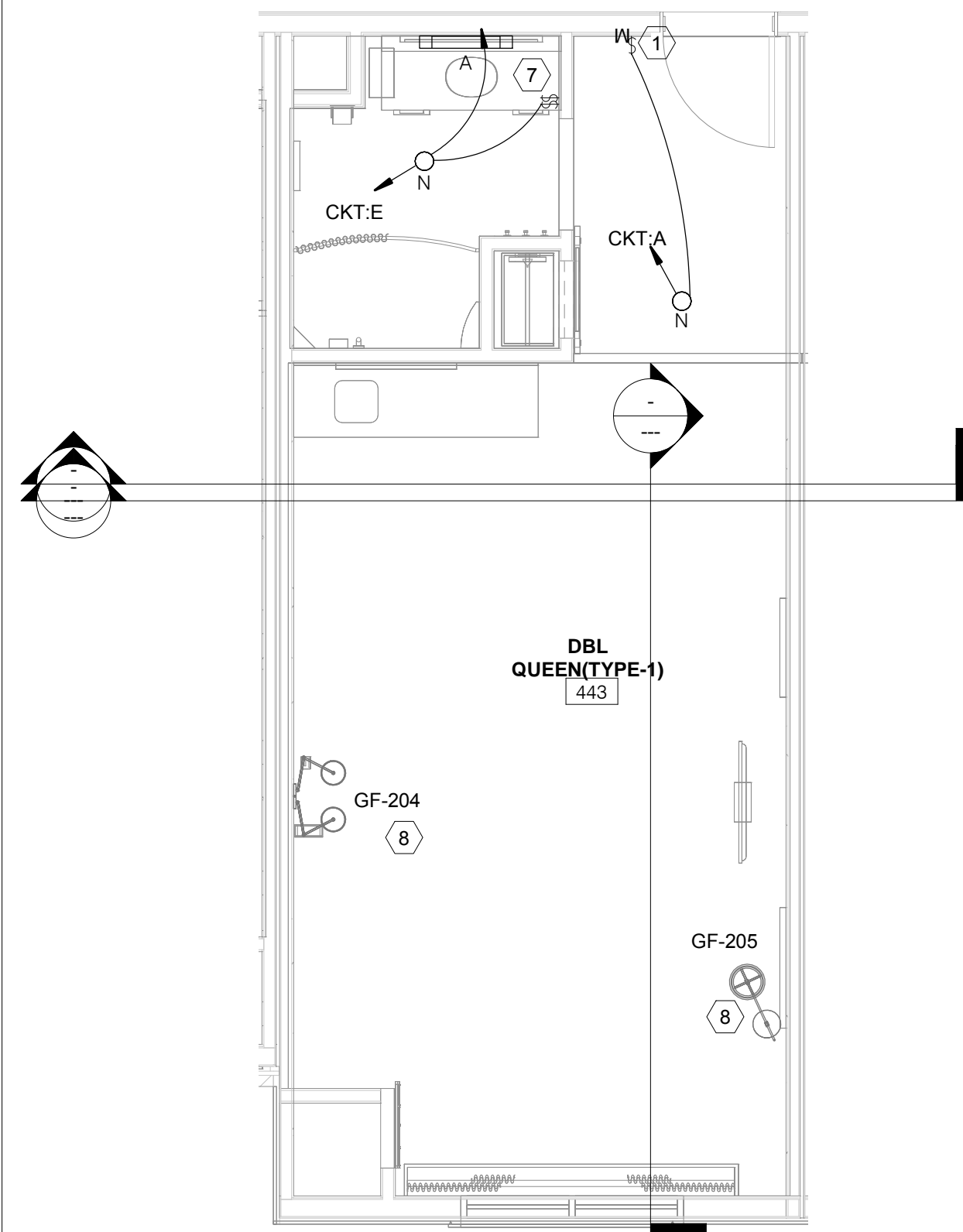
① HI&S- KING TYPE-4
1/4" = 1'-0"



② HI&S- CORNER DOUBLE QUEEN STUDIO
1/4" = 1'-0"



③ HI&S- ACC. DOUBLE DOUBLE STUDIO
1/4" = 1'-0"

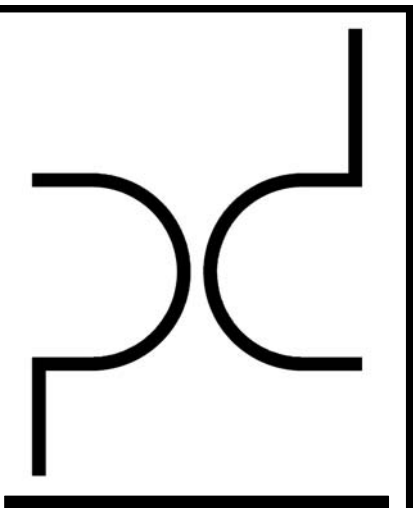



④ HI&S- DOUBLE QUEEN (TYPE-1)
1/4" = 1'-0"



⑤ HI&S- DOUBLE QUEEN (TYPE-2)
1/4" = 1'-0"

NOT IN USE



ARCHITECT
PURE DESIGN
11284 N. MADISON AVE.
KANSAS CITY, MO 64115
PHONE: 316.617.2052

STRUCTURAL ENGINEER
BSE
11320 W. 79TH ST.
LENEXA, KS 66214
PHONE: 913.492.7400

MEP ENGINEERS
PKMR
13300 W. 98TH ST.
LENEXA, KS 66215
PHONE: 913.492.2400

CIVIL ENGINEERS
Russell Planning & Engineering Inc.
934 Main Avenue, Unit C
Durango CO, 81301
Phone 970-385-4546

INTERIOR DESIGNER
EDGEID
4838 South Highland Drive
Holladay, UT 84117
p 801-642-4100
www.edgeid.com

KITCHEN CONSULTANT
Culinex
311 4th Ave South
P.O. Box 365 | Sartell, MN 56377
1-320-259-6557

OWNER
LAMONT COMPANIES
205 6TH AVE. SE - SUITE 300
ABERDEEN, SD 57401
PHONE: 605.225.1712

Dual Hotel Durango
- AC & HIS
400 Block, East 2nd Avenue, Durango, CO 81301

JOB NO: B4-114-1701
DATE: 03-07-2019
ISSUE RECORD: FOR CONSTRUCTION

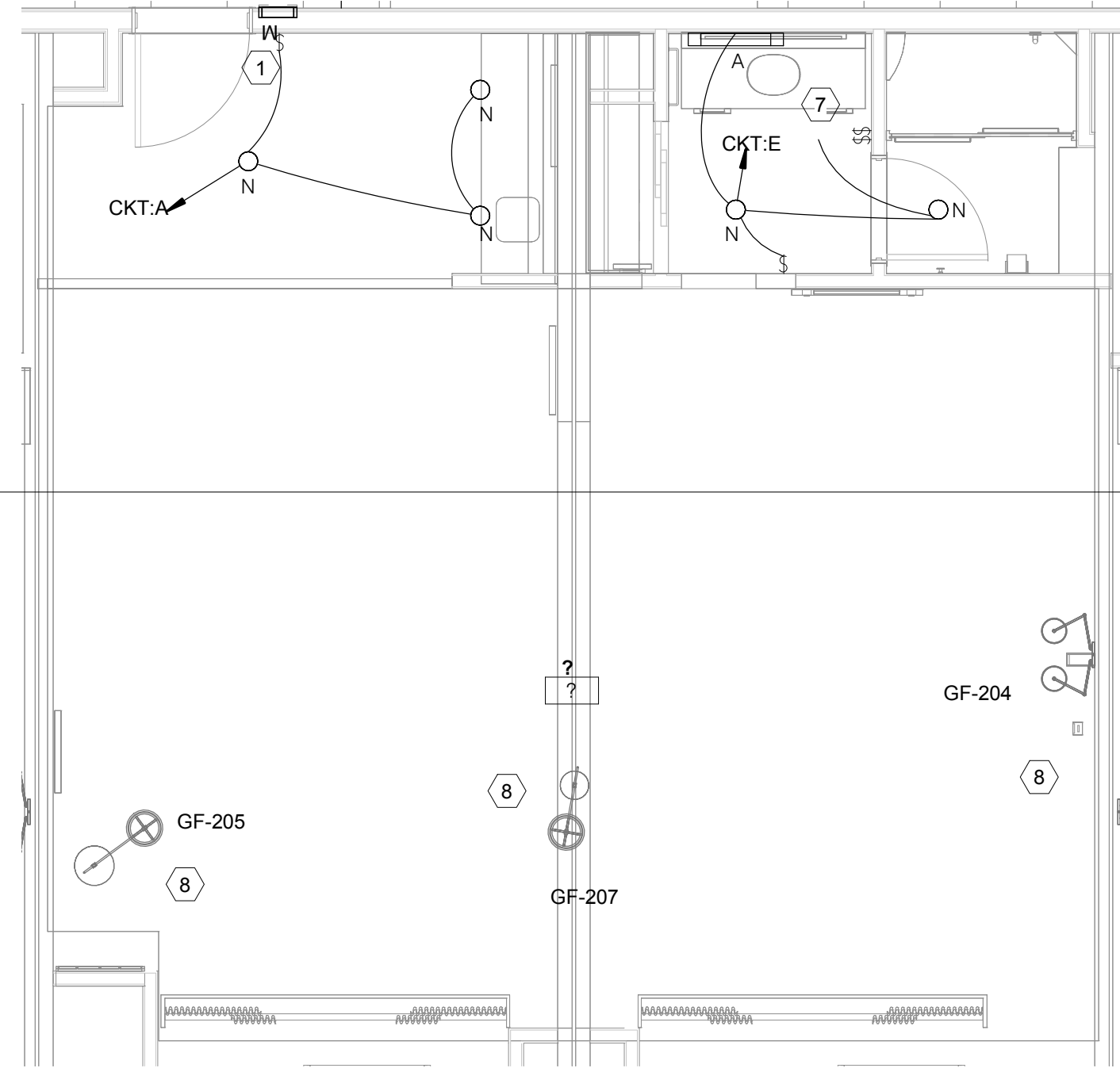
REVISIONS:
0 | 2018.05.30

TYPICAL UNIT LIGHTING PLAN-4

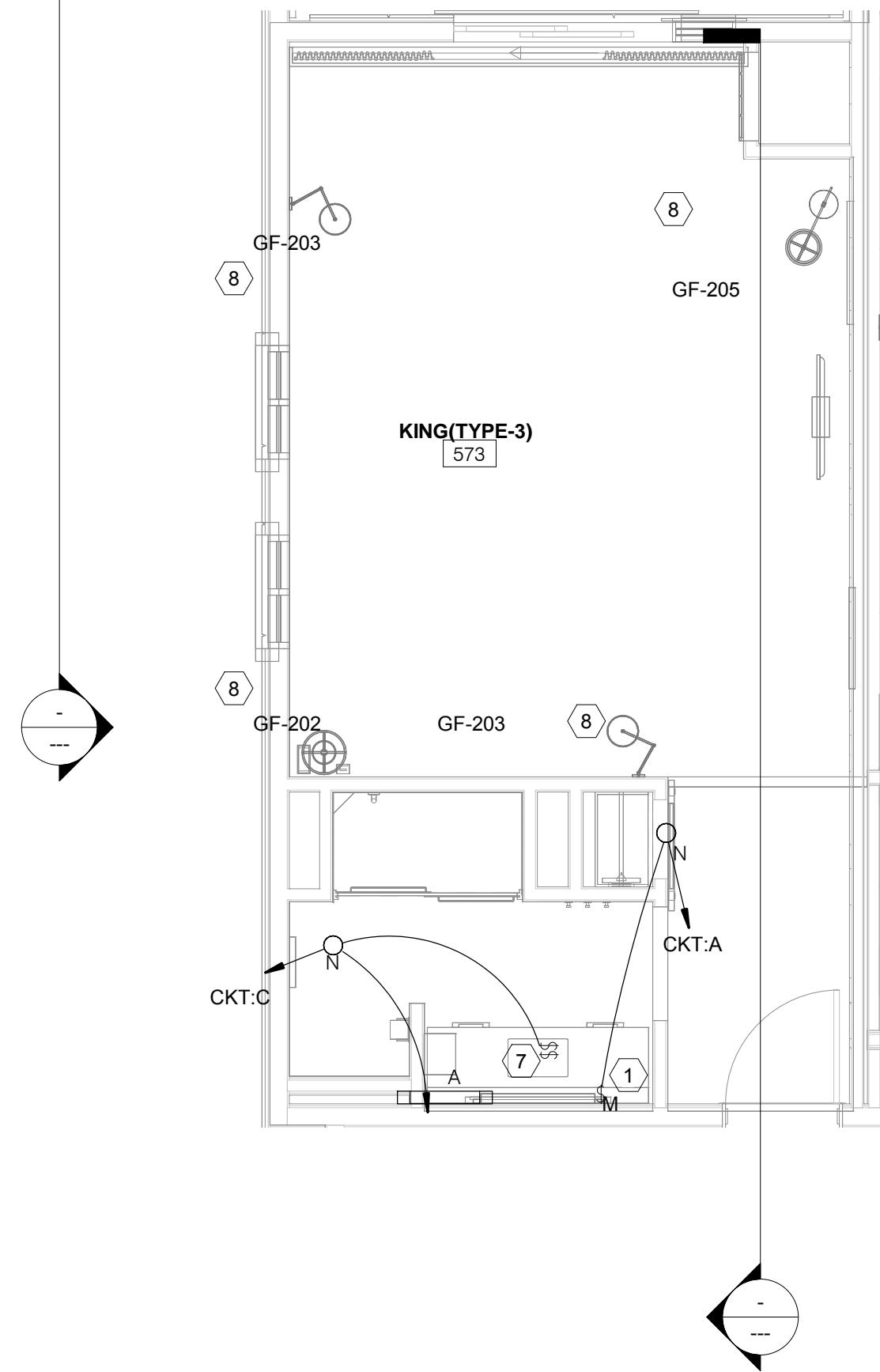
LT-212

GENERAL NOTES:	
1.	REFER TO ARCHITECTURAL/ID DRAWINGS FOR EXACT DIMENSIONS AND HEIGHT.
2.	REFER TO SHEET LT-002,LT-003 FOR LIGHTING FIXTURE SCHEDULE.
3.	ALL LIGHT SWITCHES IN GUEST ROOMS SHALL BE ROCKER SWITCHES.
4.	ALL SWITCHES IN GUEST ROOM TO BE MOUNTED AT 42" A.F.F. TO CENTER UNLESS OTHERWISE NOTED.
5.	PROVIDE MASTER SWITCH AT GUEST ROOM ENTRY DOOR TO CONTROL ALL PERMANENTLY INSTALLED LIGHT FIXTURES AND SWITCHED RECEPTACLES IN ACCORDANCE WITH THE ENERGY CODE.

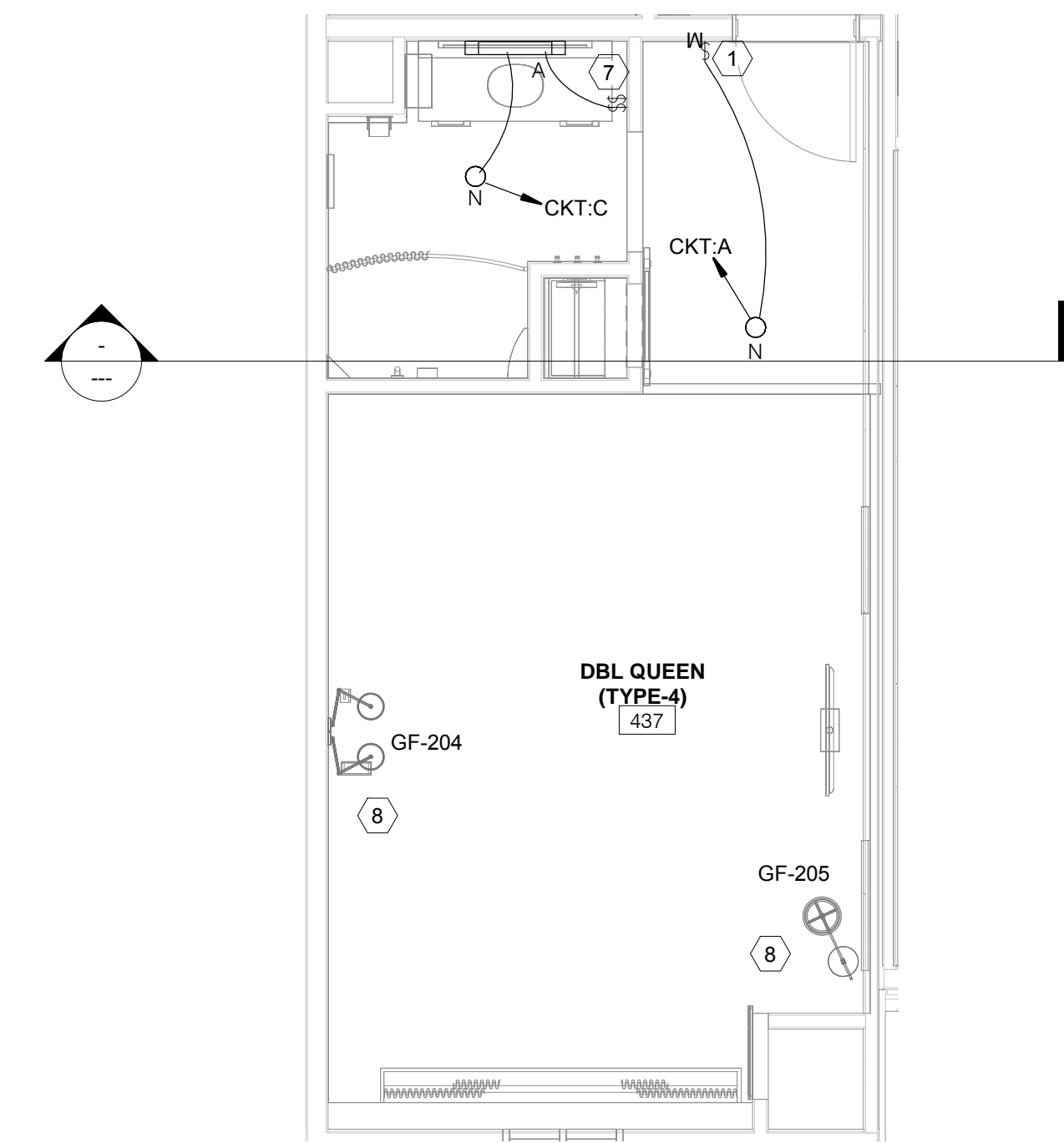
LT-213 KEY NOTES	
#	Text
1	PROVIDE OCCUPANCY SENSOR OR KEY CARD SYSTEM WITH SIGNAGE TO CONTROL ALL LUMINARIES AND SWITCHED RECEPTACLE IN GUEST ROOM,LIVING ROOM AND BEDROOM WITH EXCEPTION OF BATHROOM AS PER IECC CODE SECTION 405.2.4
2	DOORBELL PUSH BUTTON MOUNTED AT 42" A.F.F. OCCURS IN HEARING IMPAIRED AND / OR ACCESSIBLE GUEST ROOMS.
3	SWITCH TO ACTIVATE AUDIBLE / VISUAL UNIT MOUNTED AT 48" A.F.F. OCCURS IN HEARING IMPAIRED ROOMS ONLY REFER TO ARCHITECTURAL FLOOR PLANS FOR LOCATIONS OF THESE ROOMS
4	ACCESSIBLE GUEST ROOM AUDIBLE / VISUAL UNIT WITH ENGRAVED LETTER "DOOR" OCCURS IN HEARING IMPAIRED GUEST ROOMS ONLY
5	JUNCTION BOX FOR VANITY LIGHT.
6	JUNCTION BOX FOR DRAPERY LED STRIP LIGHT.
7	SWITCH FOR EXHAUST FAN IN BATHROOM.
8	CONTRACTOR SHALL PROVIDE POWER TO THE LIGHT THROUGH RECEPTACLE.



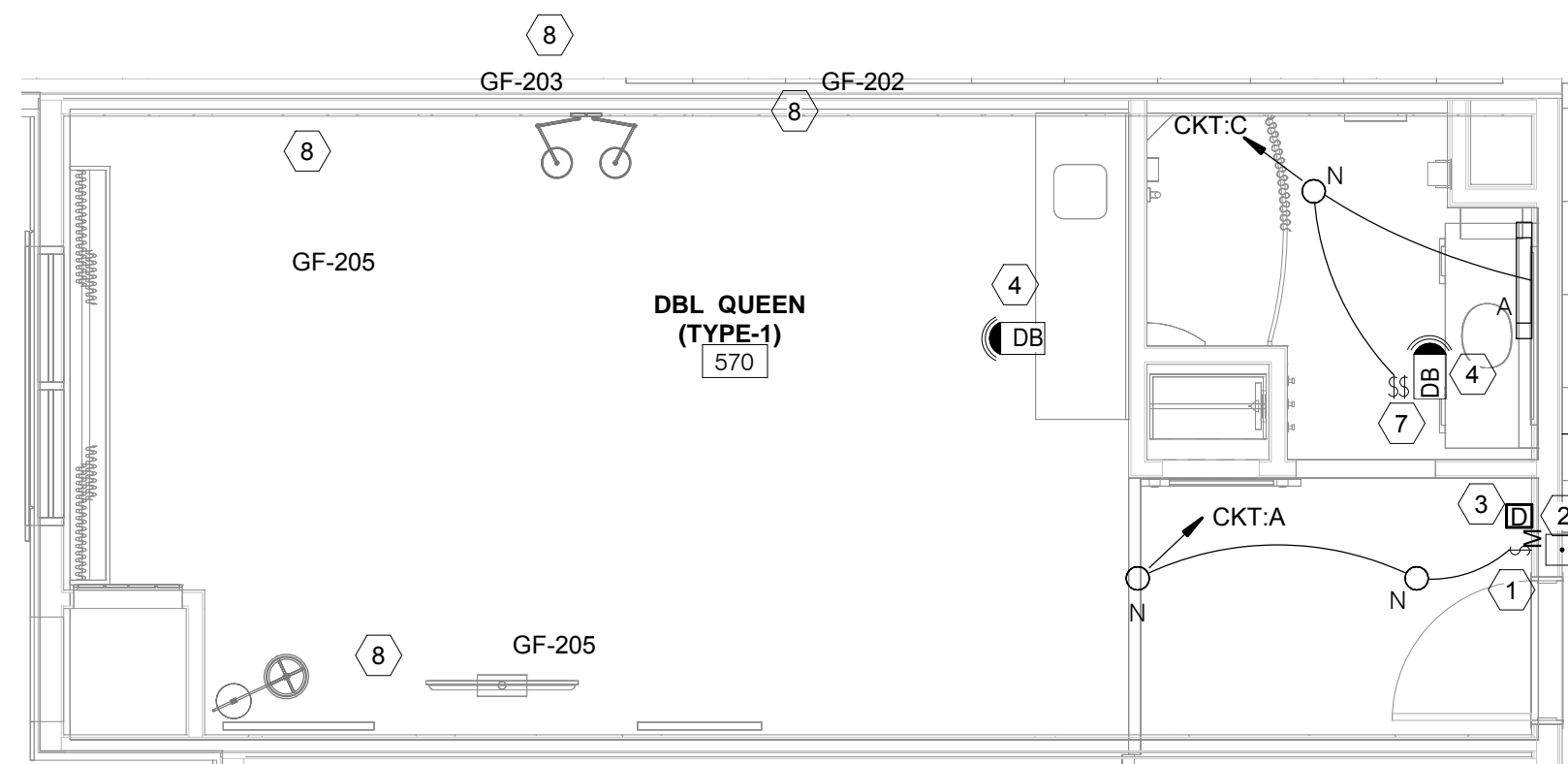
1 HI&S- DBL DBL STUDIO
1/4" = 1'-0"



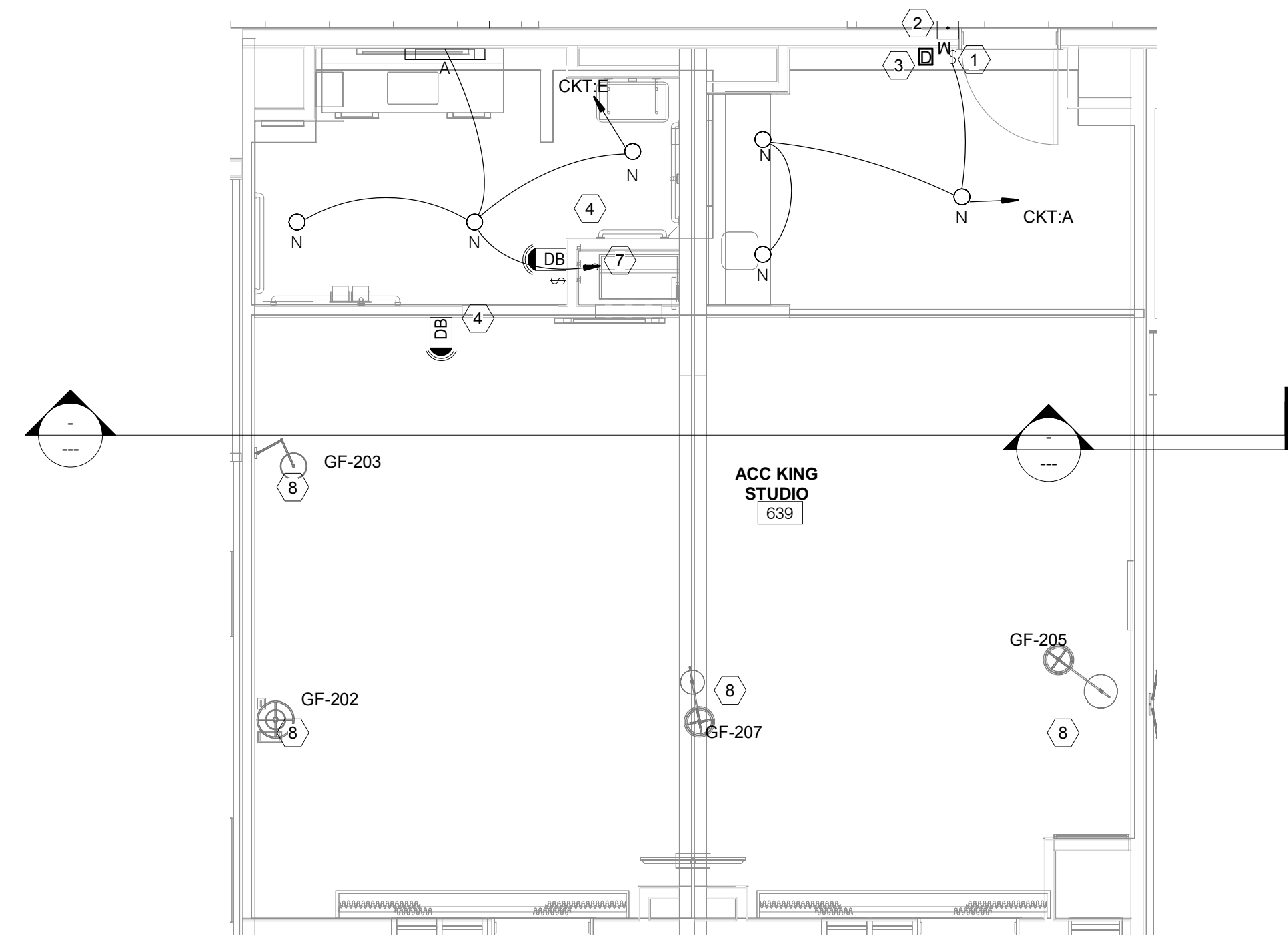
3 HI&S- KING TYPE-3
1/4" = 1'-0"




2 HI&S-DBL QUEEN (TYPE-4)
1/4" = 1'-0"



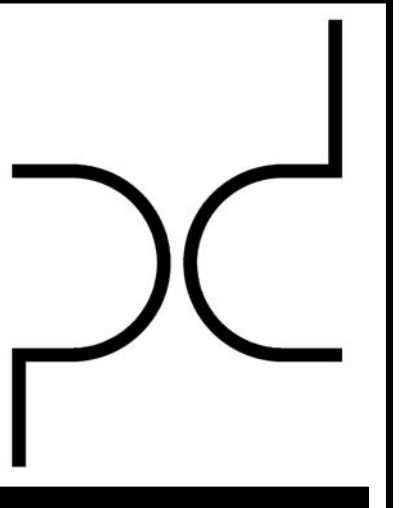
4 HI&S-ACC KING ROOM
1/4" = 1'-0"



5 HI&S-ACC KING STUDIO
1/4" = 1'-0"



PEARSON KENT MCKINLEY RAAF ENGINEERS, LLC
13300 W 98TH STREET
LENEXA, KS 66215
913.492.2400
WWW.PKMR.ENG.COM



ARCHITECT
PURE DESIGN
11264 N. MADISON AVE.
KANSAAS CITY, MO 64115
PHONE: 316.617.2052

STRUCTURAL ENGINEER
BSE
11320 W. 79TH ST.
LENEXA, KS 66214
PHONE: 913.492.7400

MEP ENGINEERS
PKMR
13300 W. 98TH ST.
LENEXA, KS 66215
PHONE: 913.492.2400

CIVIL ENGINEERS
Russell Planning &
Engineering Inc.
934 Main Avenue, Unit C
Durango CO, 81301
Phone 970-385-4546

INTERIOR DESIGNER
EDGEID
4838 South Highland Drive
Holladay, UT 84117
p 801-642-4100
www.edgeid.com

KITCHEN CONSULTANT
Culinex
311 4th Ave South
P.O. Box 365 | Sartell, MN 56377
1-320-259-6557

OWNER
LAMONT COMPANIES
205 6TH AVE. SE - SUITE 300
ABERDEEN, SD 57401
PHONE: 605.225.1712

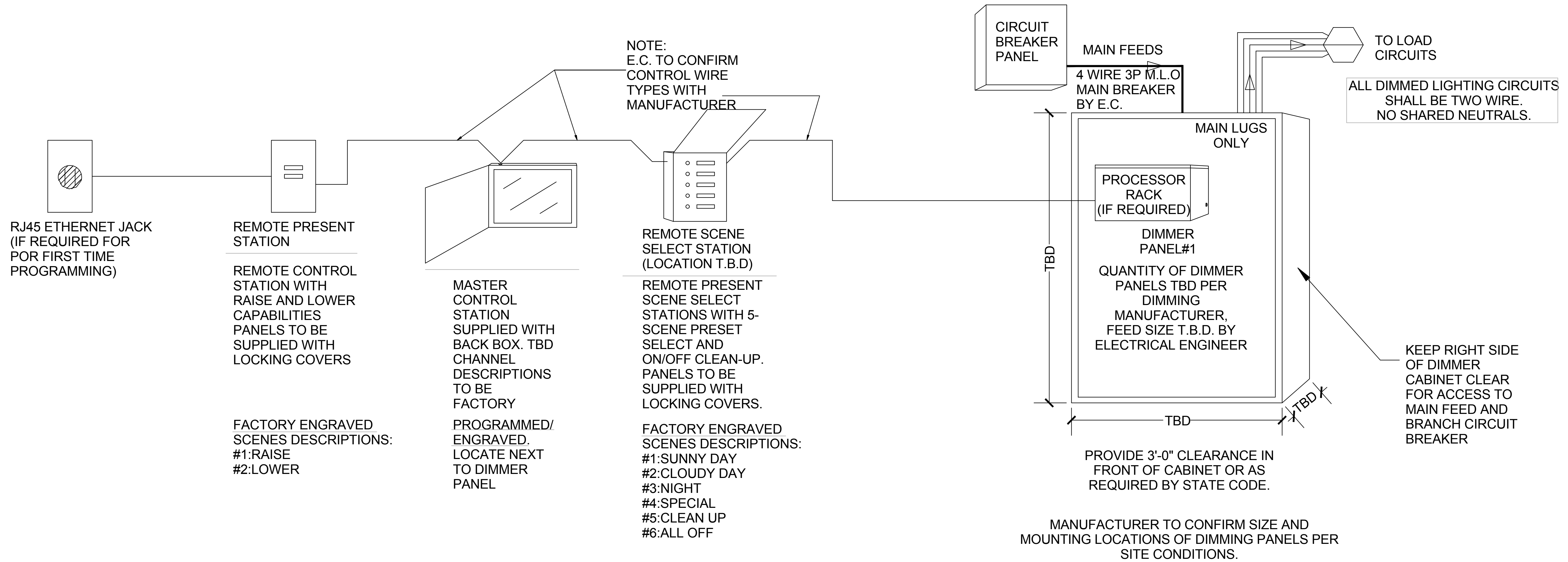
Dual Hotel Durango
- AC & HIS
400 Block, East 2nd Avenue, Durango, CO 81301

JOB NO: B4-14-1701
DATE: 03-07-2019
ISSUE RECORD: FOR CONSTRUCTION


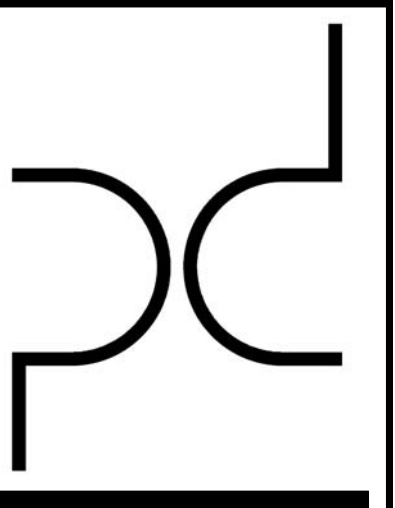
REVISIONS:
0 2018.05.30

TYPICAL UNIT LIGHTING PLAN-5

LT-213



NOTE: THIS DIMMER RISER DIAGRAM IS FOR GENERAL REFERENCE. CONTRACTOR SHALL COORDINATE WITH DIMMER VENDOR FOR FINAL DIMMER SYSTEM DRAWING AND SPECIFICATION.



ARCHITECT
PURE DESIGN
11264 N. MADISON AVE.
KANSAS CITY, MO 64115
PHONE: 316.617.2052

STRUCTURAL ENGINEER
BSE
11320 W. 79TH ST.
LENEXA, KS 66214
PHONE: 913.492.7400

MEP ENGINEERS
PKMR
13300 W. 98TH ST.
LENEXA, KS 66215
PHONE: 913.492.2400

CIVIL ENGINEERS
Russell Planning & Engineering Inc.
934 Main Avenue, Unit C
Durango CO, 81301
Phone 970-385-4546

INTERIOR DESIGNER
EDGEID
4838 South Highland Drive
Holladay, UT 84117
p 801-642-4100
www.edgeid.com

KITCHEN CONSULTANT
Cullinex
311 4th Ave South
P.O. Box 365 | Sartell, MN 56377
1-320-259-6557

OWNER
LAMONT COMPANIES
205 6TH AVE. SE - SUITE 300
ABERDEEN, SD 57401
PHONE: 605.225.1712

Dual Hotel Durango
- AC & HIS
400 Block, East 2nd Avenue, Durango, CO 81301

JOB NO: 84-114-1701

DATE: 03-07-2019

ISSUE RECORD: FOR CONSTRUCTION

REVISIONS:
0 2018.05.30

DIMMER RISER DIAGRAM

LT-214

