




# Introduction to Field Education Webinar

U-M School of Social Work  
Office of Field Education  
Incoming Fall 2020  
April 29, 2020 at 5:00 PM

# Introductions

## Presenters:



- Now: Introduction to Field Education: **Daniel Fischer**, LMSW, Assistant Dean of Field Education and Clinical Assistant Professor
- Later: School Social Work Specialization & Certification Information: **Stacy Peterson**, LMSW, Field Faculty & **Beth Sherman**, LMSW, Clinical Faculty



# Introductions continued

## To answer your questions:

- **Susan Crabb**, LMSW, Field Faculty
- **Mary Eldredge**, LMSW, Field Faculty
- **Rachel Naasko**, LMSW, Field Faculty
- **Rosalva Osorio**, LMSW, Field Faculty
- **Leigh Robertson**, LMSW, Field Faculty
- **Yatesha Robinson**, LMSW, Field Faculty
- **Daicia Price**, LMSW, Clinical Asst. Professor
- **Colleen Karim**, LLMSW, Recruitment, Admissions and Student Services Officer
- **Cerise Carrington**, LMSW, Financial Aid, Admissions and Student Services Officer



Type your questions into the chat box and our faculty and staff will respond to you via chat.



# What is “Field”?

Field education (field placement, field practicum, field experience or simply “field”) is the hands-on, real-world training portion of the MSW curriculum.

- What? Hands-on learning & practice
- Where? A variety of settings

Field is the opportunity for you to take what you learn in the classroom and apply and practice these concepts and skills in a real world learning environment.



# Why is field important?

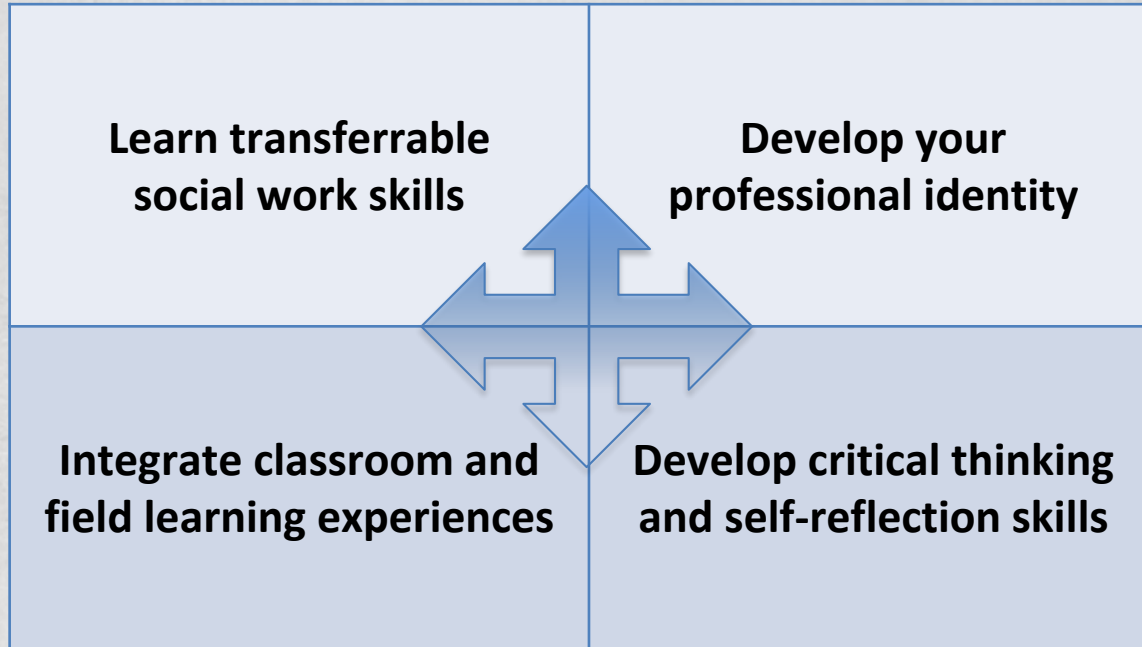
- Opportunity to integrate and apply classroom education, life, work & volunteer experiences
- Engage in critical thinking and self-reflection
- Learn to navigate ambiguity and uncertainty, and manage expectations (flexible thinking)
- Commit to core values of the social work profession
- Begin developing your professional brand

**Everything you do in field is a learning opportunity**

**Impact of COVID-19**



# What will I do in field?



# Developing Social Work Competencies and Skills in Field

Practice and apply classroom theories and concepts in a real-world setting

Practice navigating ethical concerns according to the NASW Code of Ethics

Practice skills and behaviors that lead to core competency development



# Your Field Education Team




**MSW  
Student**



**Field Faculty**  
*U-M SSW faculty  
member*



**Field Instructor(s)**  
*Licensed MSW  
(often employed  
at the field site)*



**Task Supervisor**  
*Employee at field  
site*

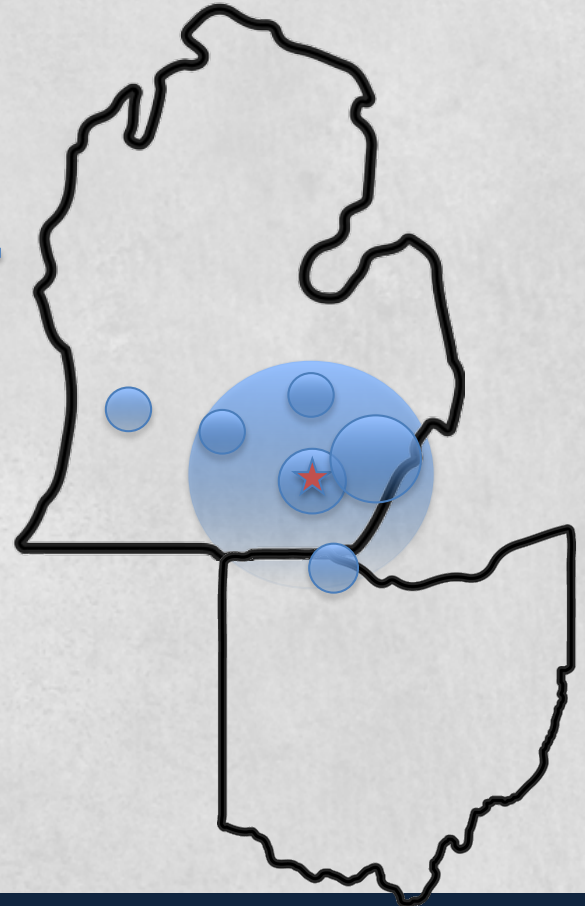


# Where will my field placement be?



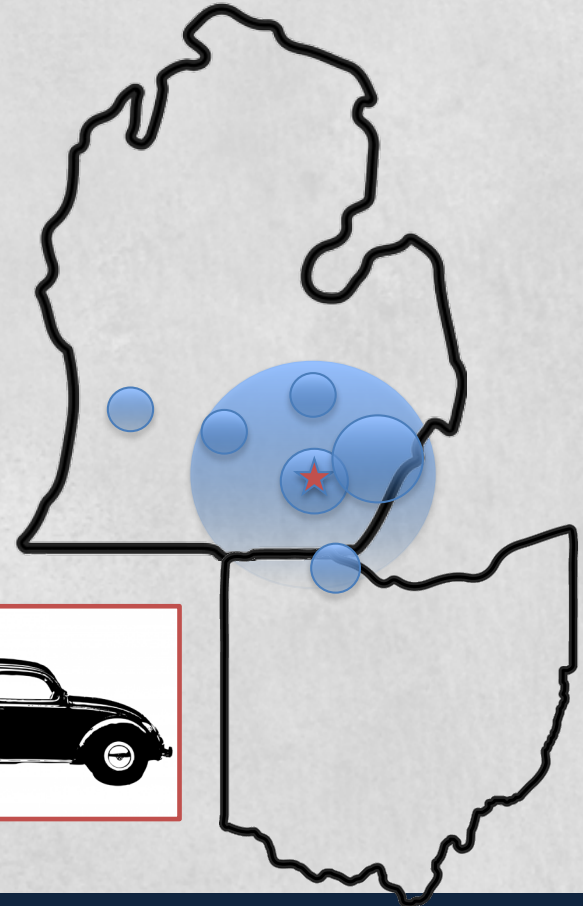

**Student,**  
*MSW*  
*candidate*

- “Local” options in Michigan and Northern Ohio, most in Ann Arbor and Detroit
- Most students travel an average of 30 to 60 minutes
- Spring/Summer term national and international field placement options



## How do I get there ?

- You are responsible for your transportation to your field site
- If you don't drive or have a car, indicate this on your application, as this does limit options
- Transportation options (Carpooling, Ann Arbor Transportation Authority)



# Entering Your field Placement

Entering field means you are entering a new community.

Field sites and field instructors understand you're a student there to learn.

However, as a professional graduate social work student you are expected to have skills and attributes in the following areas: **UM-SSW Technical Standards**

- Communication
- Intellectual and Cognitive Ability
- Emotional and Behavioral Readiness



## Best Approaches to Field (5 Pieces of Advice)

- Own your learning and manage your expectations
- Learn to function with discomfort and anxiety
- Take risks and be willing to make mistakes
- Be patient with all you have to learn
- Want, seek and use feedback



# How is Field Different than a Job?

- In many ways your field experience will feel like a job.
- As a profession, we believe it is critical for you to learn and practice in the real world environments where social work takes place.
- Field work allows you to practice as a MSW before you have your MSW
- Your **educational agreement** with the agency is your key learning tool and will guide your experience.
- National labor law allows for educational practicums.
- CSWE does not allow field work to be employment



# When do I apply for my field placement?

## Standard dates

Thurs  
**June**  
4

**Advanced Standing**  
& any special scholarships  
that follow the Advanced  
Standing curriculum  
schedule

Thurs  
**October**  
15

**20-month**  
& any special scholarships  
that follow the 20-month  
curriculum schedule

Thurs  
**October**  
15

**16-month**  
& any special scholarships  
that follow the 16-month  
curriculum schedule



# Reasons Why You Might Apply for Field at a Different Time



Dual Degree Candidate

# How to Apply for Your Field Placement

**REVIEW THE WEB RESOURCES on the *Incoming Field Student Page* for these 4 steps**

1. Preparing your application materials
2. Composing and submitting your field application
3. Interviewing
4. Preparing to start





# How To Prepare to Apply (Step 1)

## Reflect on:

- Your current skills
- How you receive feedback
- What qualities you're looking for in a field instructor
- What you'd like your first job to be after graduation, and what basic skills you'll need to be qualified
- Types of settings you are interested in
- Whatever you expect, know it will be different



**Remember:** Be flexible, adaptable and open-minded; every field placement is a learning experience

# Composing and Submitting Your Field Application (Step 2)

**Goal statement:** 1-2 page written statement that we share with potential field placements to give them an idea of your knowledge, skills and interests

- Follow the goal statement guidelines to compose

**Resume:** Same as any other resume, but with any social work experience or skills emphasized


- The Office of Career Services (CSO) website has guidelines and examples

BOTH: Email your drafts to the CSO Writing Center before you submit (optional); must be submitted to CSO ([ssw-cso@umich.edu](mailto:ssw-cso@umich.edu)) at least 2 weeks prior to field application deadline.



# Submit Your Field Placement Application

- Finalize your Pathway
- Identify 2-3 learning settings
- Identify 2 skills to learn
- Fill out the remainder of the field placement application
- Upload your goal statement and resume



# What happens after you apply





# The Interview (Step 3)

## Interview process

- One agency at a time
- In-person, phone or virtual, or combination
- May be individual or group interview

Review interview resources on our incoming field student website



# What if I Don't Get an Interview or Am Not Accepted After I Interview?


- Don't panic.
- Reach out to your field faculty to discuss your situation and circumstances.
- You may need to rework your goal statement or improve on your interview skills.
- You may also need to reflect on where you are in your skill development.



## Preparing to Start Field (Step 4)

Check in with the field instructor before the start date about any additional requirements you'll need to complete

- Health screenings & drug testing
- Background checks







# Other Important Information and Resources

- Americans with Disabilities Act (ADA) & [Services for Students with Disabilities \(SSD\)](#)
- Social Work Licensing
  - [Association of Social Work Boards](#)
  - U-M SSW Career Services Office (ssw-cso@umich.edu)
- [International Students](#)
- Undocumented Status
  - U-M SSW Office of Student Services (ssw-oss@umich.edu)
- Letters of Recommendation - occasionally requested by field site





## Let's talk! Schedule your phone call with a field faculty!



Email us at [ssw-fieldoffice@umich.edu](mailto:ssw-fieldoffice@umich.edu)



# Presenters



**Clinical Assistant Professor of Social Work  
Beth Sherman, MSW, LMSW**

Professor Sherman specializes in the area of social work practice with children and youth. In addition to teaching, she coordinates the *School Social Worker Specialization*.



**Field Educator, Liaison / LEO Lecturer IV  
Stacy L. Peterson, MSW, LMSW**

Professor Peterson is a field educator and liaison in the Office of Field Education. She works primarily with students interested in children and youth, juvenile justice, and school social worker practice.



# Goals

- Provide information about the school social work specialization and certification.
- Provide information about the school social work specialization field placement process.

More information: [U-M Social Work in School Settings](#)



# Overview

- Roles and Qualities
- Requirements for School Social Work Specialization:
  - UMSSW School Social Worker Specialization
  - Michigan Approval Process
  - Other States' Requirements
- School Based Placement Process
- Contacts and Additional Resources



# Roles and Abilities

## Roles:

- Engagement
- Assessment
- Intervention
- Advocacy
- Evaluation

## Abilities:

- Independent
- Flexible
- Efficient in a fast-paced environment
- Organized



# Course Requirements

- Interpersonal Practice or Welfare of Children and Families Pathway \*
- SW 626 School Social Work Assessments
- SW 628 School Social Work Interventions
- SW515/SW691: 500 Field Hours of direct service with children/youth/families

\*Exceptions can be made for students in the Community Change pathway and the Global pathway, if the field placement can accommodate 500 hours of direct practice with children and youth, and a meeting is held with Beth Sherman to formulate a specific plan.



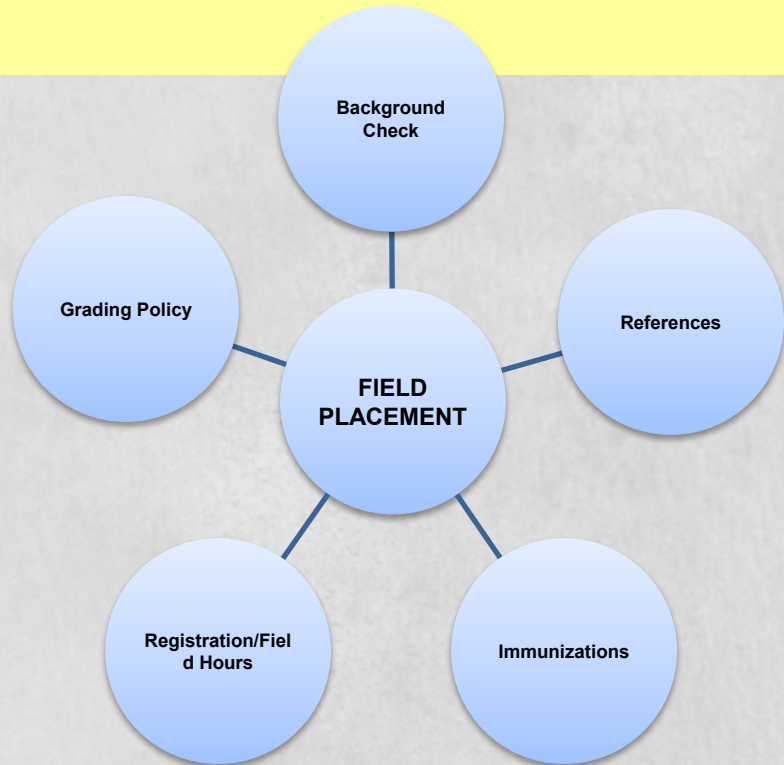
# Approval Process

- State of Michigan School Social Worker Approval Process:
  - [Form 310 Recommendation for Temporary Approval Request Form](#)
- Other States' Requirements: Each state has its own requirements for school social workers, please check your state's department of education website for details.



# School-Based Placement Process

- Review/Timeline
- Criminal Background Check
- References
- Immunizations
- Registration/Field Hours
- Grading Policy





## Contact Information

- Beth Sherman, MSW, LMSW  
Assistant Clinical Professor  
School Social Worker Specialization Coordinator  
[shermanb@umich.edu](mailto:shermanb@umich.edu)
- Stacy L. Peterson, MSW, LMSW  
Field Faculty, Lecturer IV  
[stacyk@umich.edu](mailto:stacyk@umich.edu)



# Resources

- **School Social Worker Specialization**  
<https://ssw.umich.edu/programs/msw/financial-aid/school-social-worker-specialization>
- **School Social Worker Form 310**  
<https://ssw.umich.edu/offices/registrar>
- **School Social Workers Association of America**  
<http://www.sswaa.org>
- **Michigan Association of School Social Workers**  
<https://masswmi.site-ym.com/>

