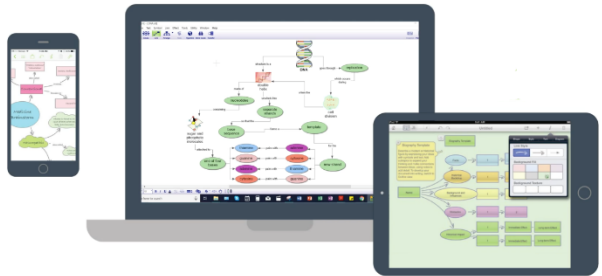


Inspiration[®]



Needs Report Justification Guide

For Inspiration 9 and
Inspiration Maps

Statements By Student Need

1. Has difficulties with short term memory and processing information making it difficult to remember the full scale of ideas and how these can be placed into the written piece of work.
2. Has tried using mind mapping in the past but spends more time creating the mind map than written work.
3. Distracted when there is too much text to deal with in written work.
4. Has difficulties expressing ideas in writing and producing essays to a suitable academic standard.
5. Has difficulties with the structure and layout of essays.
6. Often has to take extended recovery breaks from working to alleviate symptoms (for example Mental Health Difficulties, anxiety, low mood and demotivation).
7. Has difficulties with the organisation of ideas and remaining focused long enough to get ideas written down (for example Autistic Spectrum Disorder or Mental Health difficulties).
8. Has difficulties with the retention of information and completing revision.
9. Has difficulties developing and delivering presentations and understanding the connections between slides and ideas.

[GO](#)

[GO](#)

[GO](#)

[GO](#)

[GO](#)

[GO](#)

[GO](#)

[GO](#)

[GO](#)

1. Has difficulties with short term memory and processing information making it difficult to remember the full scale of ideas and how these can be placed into the written piece of work.

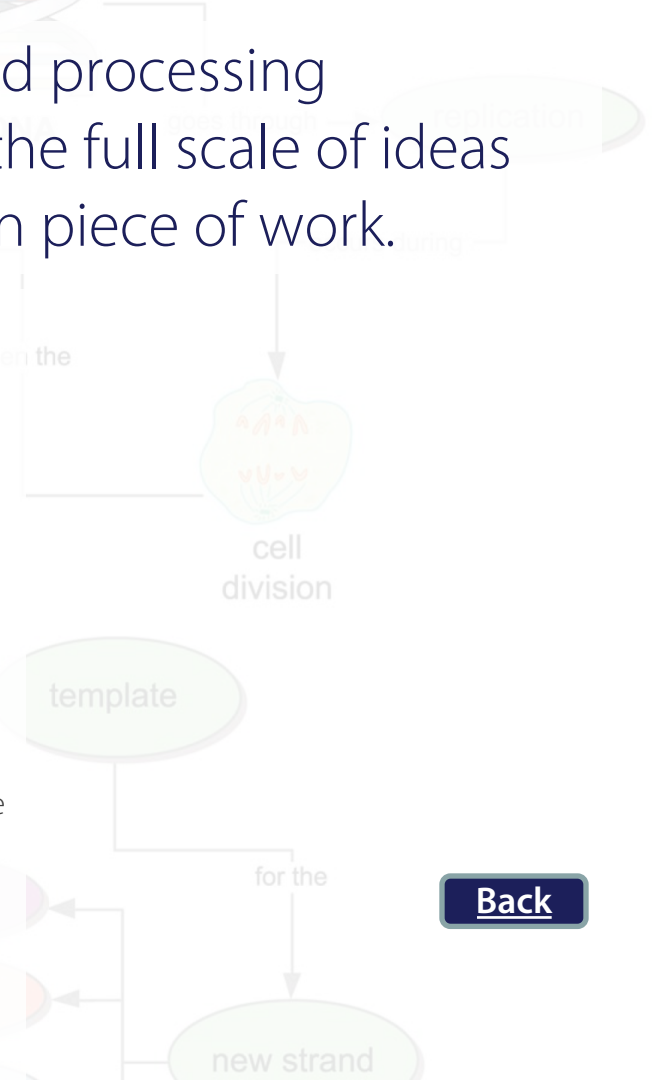
Mind mapping offers a quick and easy way to record ideas that can be worked on later. Inspiration's tools make it a quick and easy process to start on a set of ideas which can then be expanded.

The use of the built-in symbol and images library helps to provide simple visual prompts about a section rather than needing to read large amounts of texts several times. Using symbols and images also helps to reinforce visual cues and the connection to writing when laying down initial ideas.

Additionally, ideas can be captured quickly using the audio notes feature, for playback later.

Inspiration offers an unrestricted way for students to map out their ideas. Elements can be placed anywhere on screen and then links can be made afterwards as needed. This offers a highly creative and simple way of outlining ideas which can be then be further developed.

Students can also use the Inspiration Maps iOS app to quickly record ideas in a map which they can modify later. This will aid retention and stop ideas from being lost.



2. Has tried using mind mapping in the past but spends more time creating the mind map than written work.

The rapid fire tool and extensive template library in Inspiration help to lay out ideas quickly and easily.

The student can access the outline view with one click to reveal a writing framework so that they can continue with the writing process.

Having easy access to the Inspiration Maps iOS app means that students can start developing idea maps anywhere and continue working on them in Inspiration 9 as needed.

The screenshot shows a mind map titled "Newton's Laws of Motion" in a software interface. The map is structured as follows:

- Newton's Laws of Motion**
 - I. 1st Law**
 - also called
 - A. The Law of Inertia**
 - An object with no net force acting on it remains at rest or moves with constant velocity in
 - a concept by
 - 1. Galileo**
 - states that
 - B. An object at rest will stay at rest**
 - or
 - 1. An object in motion will stay in motion**
 - 2. Unless acted on by an outside force**
 - examples include
 - C. Hockey puck**
 - A hockey puck on an ice rink (almost no friction) will move at a constant velocity in a stra
 - and
 - 1. Tug of War**
 - If the sum of the forces pulling left equals those pulling right, the rope doesn't mov
 - II. 2nd Law**
 - includes
 - A. $F=ma$**

[Back](#)

3. Distracted when there is too much text to deal with in written work.

Inspiration lets students start with visual structure before moving onto content creation or, conversely, start with basic ideas as an outline that can then be turned into a suitable structure later. Working with large chunks of text is not necessary as visual ideas are being moved around instead.

The Inspiration Maps app for iOS will also allow students to create mind maps for notes in lectures and other situations that do not require too much text to be used but convey ideas in a simple, visual way. These maps can then be expanded later in Inspiration 9 to produce written work as needed.

Encourage green-friendly transportation

Encourage bike riding

Provide bike storage

[Back](#)

Buy low energy computers

pooling

Encourage riding

4. Has difficulties expressing ideas in writing and producing essays to a suitable academic standard.

Inspiration software allows the student to develop their ideas in a simple and highly visual way that is easy to understand.

The rapid fire tool and extensive template library give students the opportunity to generate idea maps quickly and easily and then simply reorganise them into a suitable structure.

Additionally, ideas can be captured quickly using the audio notes feature, for playback later.

The Diagram View allows for the capture of unstructured ideas which can later be expanded and rearranged into a more structured view of the work.

Use of the Inspiration Maps app for iOS will ensure that the student can record their ideas anywhere and develop these ideas in Inspiration 9 later as needed.

[Back](#)

5. Has difficulties with the structure and layout of essays.

Inspiration software will enable the student to collate information for a piece of work and intuitively turn this into a visual format that could be used to produce the structure for assignments.

These highly visual, multimedia outlines can easily be transferred to Microsoft Word as almost complete documents with only minor formatting required. This will help the student to organise their thoughts and develop the correct layout for essays. They could also store all other relevant information in the mind map so that everything needed is to hand.

Having constant and easy access to the Inspiration Maps app for iOS will ensure that the student can modify or review their maps anytime and add information as it occurs, such as in lectures or discussions with other students.



Fidel Castro - A Revolutionary Hero or Tyrant?



Tyrant



correlates with

Back

6. Often has to take extended recovery breaks from working to alleviate symptoms (for example Mental Health Difficulties, anxiety, low mood and demotivation).

Mind mapping in Inspiration allows ideas to be laid down quickly and easily in a simple visual format with the use of symbols and images as visual prompts. The student will find it easier to return to the work without feeling the need to re-read the entire piece of work to work out where they are up to. This will help to avoid cycles of difficulties (for example anxiety, low mood and demotivation).

The Inspiration Maps app for iOS could be used during recovery periods so that ideas are recorded for later use.



[Back](#)

7. Has difficulties with the organisation of ideas and remaining focused long enough to get ideas written down (for example Autistic Spectrum Disorder or Mental Health difficulties).

Inspiration will help the student to organise their thoughts and develop the correct layout for essays using a very simple visual interface supported by the use of symbols and images.

Organising structure can be completed later when the student feels more focused and ready to expand on their work. The Inspiration Maps app for iOS will help the student to record their ideas whenever they feel focused. The ideas can then be expanded more fully in Inspiration 9 later.

Reduce paper and plastic use

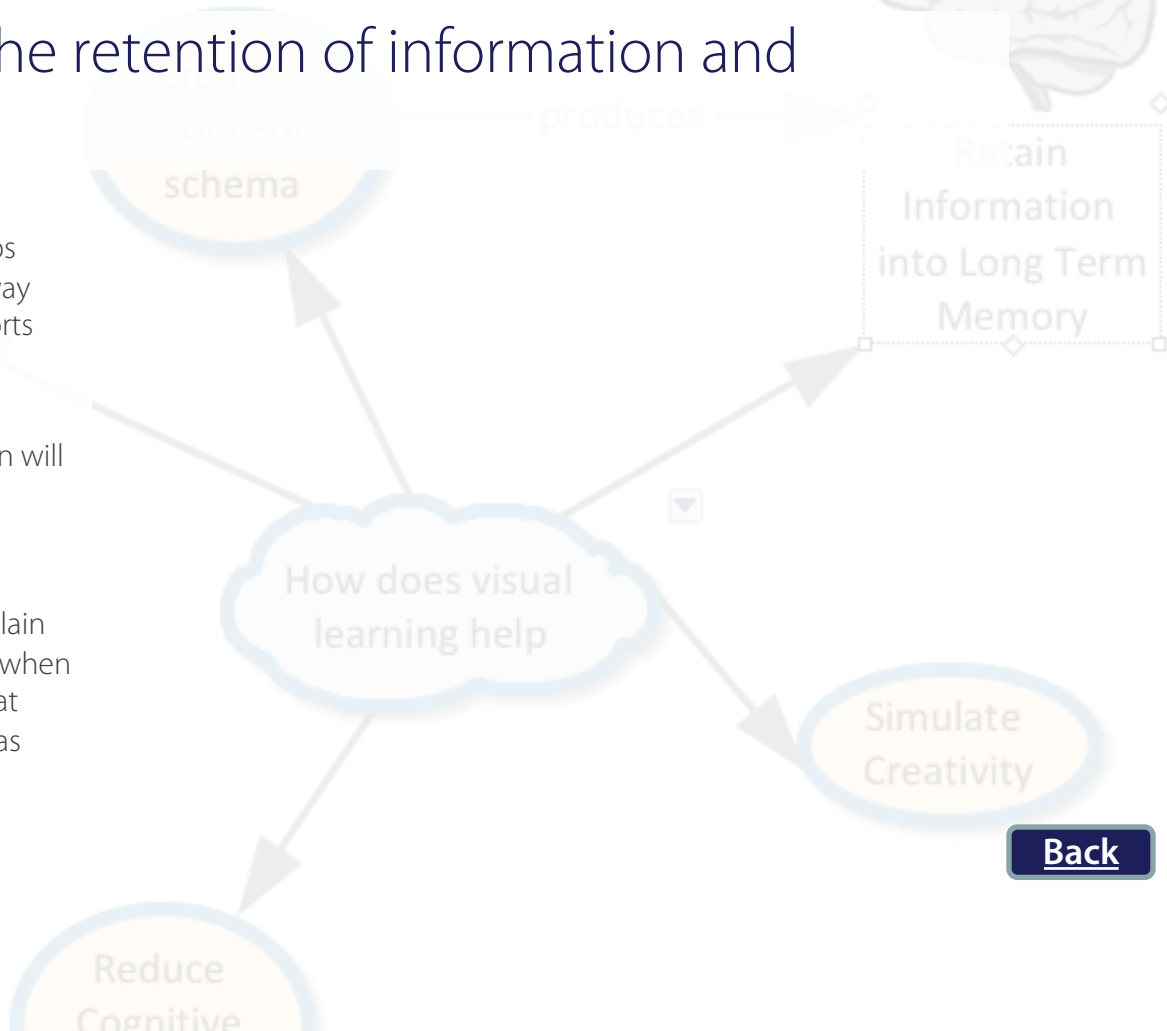
[Back](#)

8. Has difficulties with the retention of information and completing revision.

The extensive symbol library in Inspiration helps students to associate ideas in a simple visual way which promotes memory retention and supports the student's visual processing strengths.

The ability to hide/show elements in Inspiration will allow student to test themselves on their knowledge.

A bank of phrases can be added to links to explain the connection between ideas which is useful when returning to a map after a gap. This ensures that student are fully aware of why a connection was made.



[Back](#)

9. Has difficulties developing and delivering presentations and understanding the connections between slides and ideas.

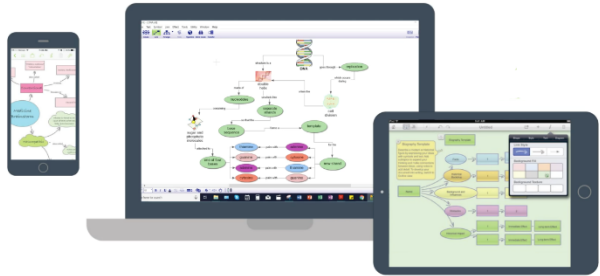
Inspiration 9 helps students during the pre-writing stage to initially lay out ideas for the presentation and to plan out the sequence of slides.

Ideas can be expanded by adding notes and by inserting supporting images. The student will be able to easily see the connections between slides and then use the Presentation Manager to create the presentation in a matter of seconds. Any notes will become speaker notes. Any audio notes will be embedded in the presentation.

Also, because the Presentation Manager automatically creates a set of supporting images that the student can choose from to drop into each slide, this will help the student to work with their visual processing strengths to follow through the delivery without the need for large amounts of text. These visual cues will act as prompts whilst delivering the presentation. The finished presentation can then be exported to PowerPoint or PDF for final delivery.

[Back](#)

Inspiration[®]



3-Minute
Demonstration
Video
[Click Here](#)