



# canola<sup>2020</sup>

PERFORMANCE TRIALS  
| FUNDED BY GROWERS FOR GROWERS

## 2020 Complete CPT SMALL PLOT DATA (Standard and Straight Cut)

This report contains the complete 2020 **small plot** data. Once the 2020 **field scale** dataset is finalized, it will be posted on [canolaperformancetrials.ca](http://canolaperformancetrials.ca), along with this complete 2020 CPT small plot dataset.

- For all CPT information, visit [www.canolaperformancetrials.ca](http://www.canolaperformancetrials.ca)
- For a brief explanation on how to interpret the statistics, see the [2018 CPT booklet](#).
- To view the 2020 CPT standard and straight cut protocols, see [canolaperformancetrials.ca/trial-protocol](http://canolaperformancetrials.ca/trial-protocol)

## Introduction

**The CPT results in this report are based on 16 standard (swathed) trials and 18 straight cut small plot trials across the Prairies. Site distribution is based on seeded acres in Manitoba, Saskatchewan, and Alberta.**

The small plot system ensures that:

- All varieties are treated with appropriate commercially associated herbicides and seed treatments.
- An independent third-party representative inspects all trials.

The CPT Technical Committee has established protocols and developed research plot designs to ensure the data is representative. Performance objectives were established to provide guidelines on timely field operations and data collection. All sites are inspected to verify these guidelines were followed to allow a fair comparison among the varieties tested.

**The 2020 program was funded by Alberta Canola Producers Commission (Alberta Canola), Saskatchewan Canola Development Commission (SaskCanola) and the Manitoba Canola Growers Association, with contributions from the B.C. Grain Producers Association (BCGPA). The 2020 trials were coordinated by Haplotech with the direction from the CPT Governance and Technical Committees. The Canola Council of Canada supported on the delivery of the program.**

**Commercial canola varieties tested in the 2020 small plot trials had seed provided by BASF – InVigor, Brett Young Seeds, Corteva-Brevant, CANTERRA SEEDS, Bayer-DEKALB, Corteva-Pioneer and Nutrien-Proven Seeds and Winfield United-Croplan.**

Results are organized by short, medium and long season zones. CPT uses the Western Canada Canola/Rapeseed Recommending Committee season zones, which are based on typical frost-free days, growing degree days and soil type. See the map on page 10 for reference.

The results tables include yield, days to maturity, height and lodging scores for each variety. Lodging scores are between 1 and 5, with 1 being no lodging and 5 being completely lodged.

Gross revenue is the yield multiplied by \$12.48/bu. This is based on the March 2021 futures price of \$549.10 per tonne opening price on October 21, 2020 and standard (50-pound) bushel weight. No basis or other deductions were taken off the futures price.

This report is one of several sources of information to consider in making the best decisions for your farm.

**For further information on the CPT Program and data from 2011 through 2019, see [canolaperformancetrials.ca](http://canolaperformancetrials.ca).**

		Long Season Zone																	
		High Bluff, MB						Melita, MB						Souris, MB					
Distributor	Variety	Yield (bu/ac)	Yield (% 45CM39)	Gross Revenue/ac	Days to maturity	Lodging	Height (Inch)	Yield (bu/ac)	Yield (% 45CM39)	Gross Revenue/ac	Days to maturity	Lodging	Height (Inch)	Yield (bu/ac)	Yield (% 45CM39)	Gross Revenue/ac	Days to maturity	Lodging	Height (Inch)
<b>LibertyLink</b>																			
BASF - InVigor	L352C	66	112	\$829	89	2.0	47	63	104	\$781	87	1.5	53	72	128	\$904	96	1.8	56
BASF - InVigor	L234PC	59	99	\$730	82	2.0	46	56	93	\$695	84	1.8	50	73	129	\$910	87	2.0	50
BASF - InVigor	L241C	59	100	\$739	84	1.3	48	57	95	\$711	86	1.5	52	69	122	\$865	90	1.3	50
Corteva-Pioneer	P501L	61	103	\$759	84	1.5	48	61	101	\$756	85	1.8	53	86	151	\$1,068	88	2.0	52
Nutrien-Proven Seeds	PV 680 LC	62	105	\$780	89	1.0	51	58	96	\$719	88	1.5	56	72	128	\$902	94	1.0	56
Nutrien-Proven Seeds	PV 681 LC	59	100	\$738	83	2.0	47	59	98	\$734	84	2.0	52	69	122	\$863	85	2.0	52
	LSD	4	7					4	6					5	9				
<b>Roundup/Truflex</b>																			
Corteva-Brevant	D3155C	59	100	\$740	86	2.0	49	60	99	\$743	85	1.8	55	71	125	\$882	90	2.3	54
Corteva-Brevant	1028RR	56	95	\$699	86	1.8	48	57	96	\$717	84	1.5	50	59	103	\$731	94	2.0	53
Corteva-Pioneer	45CM39	59	100	\$739	86	2.3	50	60	100	\$747	85	2.0	51	57	100	\$707	93	2.5	51
Corteva-Pioneer	45H37	53	90	\$666	81	2.0	50	54	91	\$679	84	2.0	53	71	125	\$884	88	2.3	56
Corteva-Pioneer	45CS40	61	103	\$760	84	2.0	51	58	96	\$720	85	1.5	57	74	130	\$921	91	2.0	56
BrettYoung Seeds	6076 CR	60	101	\$749	86	1.8	50	59	98	\$734	88	1.5	57	60	106	\$748	97	2.0	54
Canterra Seeds	CS2300	63	107	\$791	89	1.8	53	58	97	\$727	88	1.8	56	60	106	\$752	97	2.3	58
WinField United-CROPLAN	CP20R3C	63	106	\$786	90	1.0	52	60	100	\$745	88	1.8	55	69	122	\$865	98	2.0	58
Bayer-DEKALB	DKTF 98 CR	55	93	\$687	82	2.0	46	55	92	\$691	84	1.8	48	64	113	\$802	87	2.5	46
BrettYoung Seeds	BY 6204TF	58	98	\$725	85	2.0	48	58	97	\$722	86	1.8	51	57	101	\$715	94	1.8	53
	LSD	5	8					4	6					6	10				
<b>Clearfield</b>																			
Corteva-Pioneer	P502CL	55	93	\$691	84	2.3	46	57	95	\$711	84	1.5	52	71	125	\$882	89	2.8	50
BrettYoung Seeds	BY 5105CL	61	104	\$767	88	2.5	51	58	96	\$721	86	1.8	51	43	76	\$535	91	2.0	53
	LSD	8	14					4	6					15	26				
	CV	5.1						4.1						6.5					

## 2020 CPT SMALL PLOT DATA – Standard Trials

		Long Season Zone											
		La Salle, MB						Lethbridge, AB (irrigated)					
Distributor	Variety	Yield (bu/ac)	Yield (% 45CM39)	Gross Revenue/ac	Days to maturity	Lodging <sup>1</sup>	Height (Inch)	Yield (bu/ac)	Yield (% 45CM39)	Gross Revenue/ac	Days to maturity	Lodging <sup>1</sup>	Height (Inch)
<b>LibertyLink</b>													
BASF - InVigor	L352C	50	114	\$627	93		46	89	127	\$1,107	105		36
BASF - InVigor	L234PC	47	106	\$581	89		41	71	101	\$883	104		33
BASF - InVigor	L241C	46	105	\$577	91		40	76	109	\$948	104		36
Corteva-Pioneer	P501L	46	104	\$569	91		42	79	114	\$992	104		34
Nutrien-Proven Seeds	PV 680 LC	52	117	\$644	95		43	88	126	\$1,095	104		37
Nutrien-Proven Seeds	PV 681 LC	48	109	\$597	92		39	77	111	\$964	104		33
	LSD	11	26					7	10				
<b>Roundup/Truflex</b>													
Corteva-Brevant	D3155C	41	92	\$506	95		45	61	87	\$756	104		33
Corteva-Brevant	1028RR	45	102	\$562	93		39	79	112	\$980	105		28
Corteva-Pioneer	45CM39	44	100	\$549	96		46	70	100	\$872	103		30
Corteva-Pioneer	45H37	46	105	\$576	92		42	74	106	\$920	105		32
Corteva-Pioneer	45CS40	43	99	\$543	94		44	82	117	\$1,022	105		32
BrettYoung Seeds	6076 CR	34	77	\$424	97		47	68	97	\$850	105		31
Canterra Seeds	CS2300	44	100	\$548	96		45	75	107	\$934	105		35
WinField United-CROPLAN	CP20R3C	33	74	\$408	98		47	75	108	\$939	105		33
Bayer-DEKALB	DKTF 98 CR	50	114	\$625	94		40	69	99	\$863	105		31
BrettYoung Seeds	BY 6204TF	49	112	\$613	95		47	89	128	\$1,112	104		32
	LSD	10	23					10	14				
<b>Clearfield*</b>													
Corteva-Pioneer	P502CL	42	95	\$522	91		39						
BrettYoung Seeds	BY 5105CL	44	100	\$547	92		41						
	LSD	15	34										
	CV	11.1						8.4					

<sup>1</sup>Lodging data not collected

\* Clearfield varieties were tested in Manitoba only

## 2020 CPT SMALL PLOT DATA – Standard Trials

		Mid Season Zone																	
		Dauphin, MB						Neepawa, MB						Swan River, MB					
Distributor	Variety	Yield (bu/ac)	Yield (% 45CM39)	Gross Revenue/ac	Days to maturity	Lodging	Height (Inch)	Yield (bu/ac)	Yield (% 45CM39)	Gross Revenue/ac	Days to maturity	Lodging	Height (Inch)	Yield (bu/ac)	Yield (% 45CM39)	Gross Revenue/ac	Days to maturity	Lodging	Height (Inch)
<b>LibertyLink</b>																			
BASF - InVigor	L352C	67	116	\$841	93	2.0	49	60	111	\$745	84	2.8	43	63	86	\$786	98	2.8	49
BASF - InVigor	L234PC	63	109	\$787	83	3.0	44	55	103	\$689	83	3.3	28	62	84	\$771	95	2.8	46
BASF - InVigor	L241C	63	109	\$792	86	1.8	46	48	90	\$602	84	2.3	46	58	78	\$718	95	1.6	48
Corteva-Pioneer	P501L	72	124	\$899	82	2.8	45	55	102	\$686	82	2.7	43	74	100	\$920	96	2.3	49
Nutrien-Proven Seeds	PV 680 LC	64	111	\$802	91	1.5	52	44	81	\$545	84	2.0	48	71	97	\$888	98	1.5	51
Nutrien-Proven Seeds	PV 681 LC	67	116	\$842	82	2.8	46	44	82	\$550	82	2.7	47	68	93	\$853	96	1.8	47
	LSD	5	9					7	13					11	14				
<b>Roundup/Truflex</b>																			
Corteva-Brevant	D3155C	54	93	\$671	88	3.0	52	52	96	\$645	84	2.5	51	64	87	\$797	97	3.0	52
Corteva-Brevant	1028RR	52	90	\$651	89	2.5	43	56	105	\$704	85	2.5	46	68	93	\$854	97	2.4	48
Corteva-Pioneer	45CM39	58	100	\$724	89	3.0	43	54	100	\$670	84	2.8	47	74	100	\$918	96	2.0	47
Corteva-Pioneer	45H37	55	94	\$683	81	3.0	45	52	97	\$648	82	3.0	49	62	85	\$779	93	1.8	49
Corteva-Pioneer	45CS40	61	104	\$756	85	2.3	51	62	115	\$772	84	2.3	50	70	95	\$875	95	1.5	50
BrettYoung Seeds	6076 CR	50	87	\$629	90	2.3	47	53	99	\$661	85	2.5	48	61	83	\$757	97	3.0	52
Canterra Seeds	CS2300	60	103	\$745	92	2.5	46	55	102	\$681	84	2.3	50	69	94	\$865	100	3.6	51
WinField United-CROPLAN	CP20R3C	54	94	\$677	94	1.8	50	54	100	\$670	86	1.8	49	60	82	\$754	98	3.1	52
Bayer-DEKALB	DKTF 98 CR	67	116	\$837	86	3.0	45	45	84	\$561	83	3.5	44	72	98	\$897	94	2.0	47
BrettYoung Seeds	BY 6204TF	67	116	\$837	84	2.3	49	54	100	\$669	84	3.0	50	58	80	\$730	98	2.1	49
	LSD	5	8					9	17					9	12				
<b>Clearfield</b>																			
Corteva-Pioneer	P502CL	61	106	\$764	81	3.0	46	49	91	\$609	83	3.0	44	67	92	\$842	96	2.0	48
BrettYoung Seeds	BY 5105CL	59	101	\$733	88	2.5	50	55	103	\$689	85	3.0	47	64	87	\$797	95	1.6	48
	LSD	13	22					14	26					7	9				
	CV	5.6						11.0						9.3					

## 2020 CPT SMALL PLOT DATA – Standard Trials

		Mid Season Zone																	
		Hague, SK						Kamsack, SK						North Battleford, SK					
Distributor	Variety	Yield (bu/ac)	Yield (% 45CM39)	Gross Revenue/ac	Days to maturity	Lodging	Height (Inch)	Yield (bu/ac)	Yield (% 45CM39)	Gross Revenue/ac	Days to maturity	Lodging	Height (Inch)	Yield (bu/ac)	Yield (% 45CM39)	Gross Revenue/ac	Days to maturity	Lodging	Height (Inch)
<b>LibertyLink</b>																			
BASF - InVigor	L352C	54	96	\$677	97	1.8	48	47	110	\$591	92	2.5	43	69	108	\$858	104	2.8	51
BASF - InVigor	L234PC	51	89	\$632	90	1.6	45	42	96	\$519	89	2.5	41	66	103	\$818	102	2.5	49
BASF - InVigor	L241C	45	80	\$564	91	1.3	44	47	109	\$587	91	2.0	43	64	100	\$793	100	2.0	49
Corteva-Pioneer	P501L	49	87	\$613	87	1.5	45	45	104	\$559	90	2.5	41	60	95	\$753	100	3.3	48
Nutrien-Proven Seeds	PV 680 LC	48	85	\$600	95	1.3	48	46	106	\$572	94	2.5	46	62	97	\$770	103	2.5	52
Nutrien-Proven Seeds	PV 681 LC	50	88	\$625	88	1.8	47	42	98	\$528	89	3.0	42	61	95	\$759	98	3.5	47
	LSD	8	13					3	6					5	8				
<b>Roundup/Truflex</b>																			
Corteva-Brevant	D3155C	48	84	\$596	92	1.8	50	45	104	\$559	92	3.3	45	61	96	\$761	101	3.3	51
Corteva-Brevant	1028RR	53	94	\$666	93	1.0	46	40	93	\$501	91	2.8	41	59	92	\$733	104	3.3	48
Corteva-Pioneer	45CM39	57	100	\$709	96	2.0	46	43	100	\$538	91	3.3	39	64	100	\$797	103	2.8	49
Corteva-Pioneer	45H37	50	88	\$621	91	1.9	48	41	94	\$506	88	3.3	42	55	87	\$692	100	4.0	52
Corteva-Pioneer	45CS40	50	88	\$620	92	1.6	51	43	100	\$539	92	3.0	47	60	95	\$754	101	2.8	52
BrettYoung Seeds	6076 CR	50	88	\$623	97	1.5	49	43	99	\$535	92	3.0	44	65	101	\$808	105	3.3	49
Canterra Seeds	CS2300	53	94	\$663	94	1.4	47	43	100	\$539	93	2.0	46	66	104	\$826	106	2.5	53
WinField United-CROPLAN	CP20R3C	46	81	\$571	98	1.0	54	46	106	\$572	95	2.3	47	65	102	\$815	105	2.0	50
Bayer-DEKALB	DKTF 98 CR	50	88	\$625	93	1.8	47	43	101	\$541	89	3.0	38	64	100	\$794	99	3.5	47
BrettYoung Seeds	BY 6204TF	54	95	\$674	91	1.5	46	46	106	\$570	92	2.8	42	65	102	\$815	102	2.3	48
	LSD	7	11					2	4					4	6				
<b>Clearfield*</b>																			
Corteva-Pioneer	P502CL																		
BrettYoung Seeds	BY 5105CL																		
	LSD																		
	CV	9.7						3.5						4.5					

\* Clearfield varieties were tested in Manitoba only

		Mid Season Zone											
		Swift Current, SK						Vegreville, AB					
Distributor	Variety	Yield (bu/ac)	Yield (% 45CM39)	Gross Revenue/ac	Days to maturity	Lodging <sup>1</sup>	Height (Inch)	Yield (bu/ac)	Yield (% 45CM39)	Gross Revenue/ac	Days to maturity	Lodging <sup>1</sup>	Height (Inch)
<b>LibertyLink</b>													
BASF - InVigor	L352C	27	87	\$338	94		46	85	111	\$1,055	102		52
BASF - InVigor	L234PC	36	115	\$447	90		44	69	91	\$865	102		51
BASF - InVigor	L241C	27	87	\$338	92		44	86	113	\$1,077	98		50
Corteva-Pioneer	P501L	30	96	\$372	91		46	85	112	\$1,066	100		54
Nutrien-Proven Seeds	PV 680 LC	25	80	\$312	92		50	83	108	\$1,032	102		54
Nutrien-Proven Seeds	PV 681 LC	34	109	\$423	91		43	90	117	\$1,118	98		53
	LSD	4	13					7	9				
<b>Roundup/Truflex</b>													
Corteva-Brevant	D3155C	22	70	\$272	92		49	74	97	\$928	101		57
Corteva-Brevant	1028RR	28	92	\$355	94		46	85	112	\$1,067	102		53
Corteva-Pioneer	45CM39	31	100	\$387	93		46	76	100	\$953	103		54
Corteva-Pioneer	45H37	27	88	\$339	92		47	74	97	\$924	99		54
Corteva-Pioneer	45CS40	26	85	\$329	92		51	81	106	\$1,013	100		59
BrettYoung Seeds	6076 CR	23	74	\$287	93		49	85	111	\$1,060	103		57
Canterra Seeds	CS2300	20	66	\$254	94		49	88	115	\$1,097	102		56
WinField United-CROPLAN	CP20R3C	17	56	\$216	94		50	90	118	\$1,124	103		56
Bayer-DEKALB	DKTF 98 CR	30	97	\$375	92		45	83	109	\$1,040	100		51
BrettYoung Seeds	BY 6204TF	26	85	\$329	92		46	80	105	\$1,000	101		54
	LSD	3	10					6	8				
<b>Clearfield*</b>													
Corteva-Pioneer	P502CL												
BrettYoung Seeds	BY 5105CL												
	LSD												
	<b>CV</b>	<b>12.4</b>						<b>6.1</b>					

<sup>1</sup> Lodging data not collected

\* Clearfield varieties were tested in Manitoba only



## 2020 CPT SMALL PLOT DATA – Standard Trials

		Short Season Zone																	
		Codette, SK						Tisdale, SK						Lacombe, AB					
Distributor	Variety	Yield (bu/ac)	Yield (% 45CM39)	Gross Revenue/ac	Days to maturity	Lodging	Height (Inch)	Yield (bu/ac)	Yield (% 45CM39)	Gross Revenue/ac	Days to maturity	Lodging	Height (Inch)	Yield (bu/ac)	Yield (% 45CM39)	Gross Revenue/ac	Days to maturity	Lodging	Height (Inch)
<b>LibertyLink</b>																			
BASF - InVigor	L352C	61	90	\$757	101	2.5	44	49	113	\$605	93	1.8	41	72	108	\$897	111	4.5	54
BASF - InVigor	L234PC	57	84	\$708	99	2.0	43	43	101	\$540	89	1.5	40	68	102	\$843	107	3.0	55
BASF - InVigor	L241C	54	80	\$676	100	1.0	43	44	101	\$543	90	1.0	38	72	108	\$900	106	3.0	58
Corteva-Pioneer	P501L	63	93	\$784	97	1.3	42	40	94	\$505	89	1.8	39	72	108	\$897	106	3.3	56
Nutrien-Proven Seeds	PV 680 LC	59	88	\$742	99	1.3	45	44	102	\$548	93	1.5	41	66	100	\$828	107	2.5	57
Nutrien-Proven Seeds	PV 681 LC	59	88	\$739	97	2.3	42	41	97	\$517	89	2.3	39	66	100	\$829	107	2.3	57
	LSD	5	8					3	8					3	5				
<b>Roundup/Truflex</b>																			
Corteva-Brevant	D3155C	62	92	\$778	99	2.3	57	43	100	\$537	90	3.3	42	67	101	\$840	108	3.8	58
Corteva-Brevant	1028RR	65	96	\$813	99	1.3	45	43	101	\$539	93	2.0	40	63	95	\$790	111	3.3	56
Corteva-Pioneer	45CM39	68	100	\$843	101	2.5	41	43	100	\$536	92	2.3	38	66	100	\$829	110	3.3	55
Corteva-Pioneer	45H37	60	89	\$753	97	2.0	43	36	85	\$454	88	3.0	40	58	87	\$722	104	3.0	58
Corteva-Pioneer	45CS40	67	99	\$834	99	1.5	48	42	97	\$521	89	2.3	43	64	96	\$799	107	2.5	60
BrettYoung Seeds	6076 CR	65	96	\$806	101	2.0	46	43	100	\$537	93	2.5	41	68	102	\$848	111	3.0	60
Canterra Seeds	CS2300	65	97	\$815	101	2.3	47	46	108	\$578	94	2.0	43	67	101	\$841	111	3.0	59
WinField United-CROPLAN	CP20R3C	65	96	\$807	103	2.0	49	45	104	\$559	94	1.0	45	70	105	\$870	112	2.3	58
Bayer-DEKALB	DKTF 98 CR	68	101	\$853	100	2.8	41	46	107	\$576	91	2.3	39	67	101	\$839	108	4.3	49
BrettYoung Seeds	BY 6204TF	62	92	\$776	101	1.7	47	45	104	\$555	90	2.3	42	66	100	\$826	109	3.0	57
	LSD	5	7					5	12					3	5				
<b>Clearfield*</b>																			
Corteva-Pioneer	P502CL																		
BrettYoung Seeds	BY 5105CL																		
	LSD																		
	<b>CV</b>	<b>5.7</b>						<b>4.6</b>						<b>5.2</b>					

\* Clearfield varieties were tested in Manitoba only



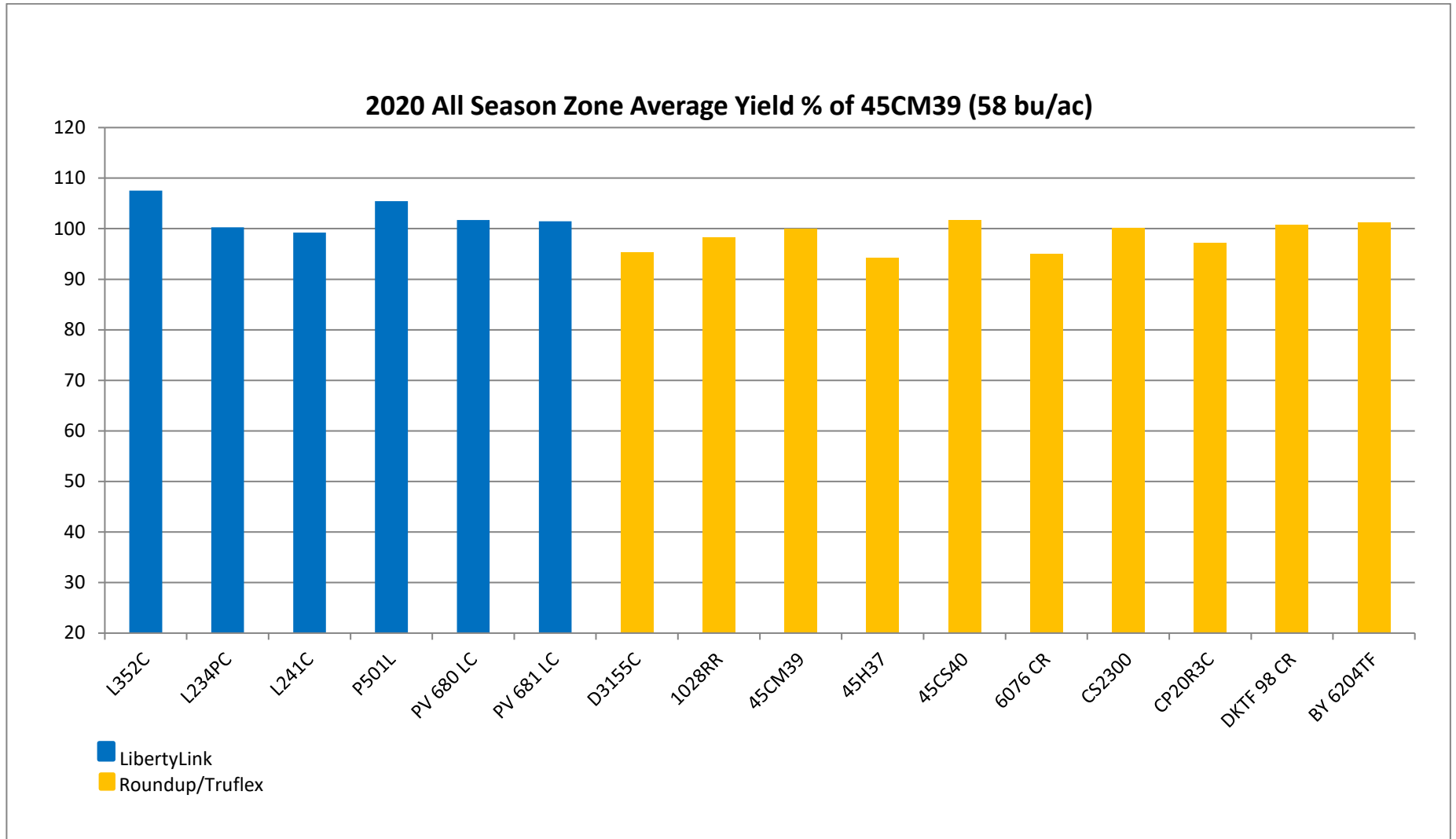
**2020 CPT SMALL PLOT DATA – Standard Trials**

Season Zone Averages (Standard Trials)																			
				Long Season Zone (5 locations)				Mid Season Zone (8 locations)				Short Season Zone (3 locations)				Overall Average (16 locations)			
Distributor	Variety	Pod Shatter Tolerance	Disease Tolerance <sup>1</sup>	Yield (bu/ac)	Yield (% 45CM39)	Days to maturity	Height (Inch)	Yield (bu/ac)	Yield (% 45CM39)	Days to maturity	Height (Inch)	Yield (bu/ac)	Yield (% 45CM39)	Days to maturity	Height (Inch)	Yield (bu/ac)	Yield (% 45CM39)	Days to maturity	Height (Inch)
<b>LibertyLink</b>																			
BASF - InVigor	L352C	N	BL/CR	68	117	94	48	59	103	95	48	60	104	101	46	62	108	96	55
BASF - InVigor	L234PC	Y	BL/CR	61	106	89	44	55	99	92	44	56	95	99	46	57	100	92	44
BASF - InVigor	L241C	N	BL/CR	62	106	91	45	55	96	92	46	57	97	99	46	57	99	93	46
Corteva-Pioneer	P501L	N	BL/CR	66	114	90	46	59	102	91	46	58	98	97	46	61	105	92	46
Nutrien-Proven Seeds	PV 680 LC	N	BL/CR	66	114	94	49	55	96	95	50	57	97	100	48	59	102	95	49
Nutrien-Proven Seeds	PV 681 LC	N	BL/CR	62	108	90	45	57	100	90	46	56	95	98	46	58	101	91	46
	LSD			6	12			6	11			4	7			5	9		
<b>Roundup/Triflex</b>																			
Corteva-Brevant	D3155C	N	BL/CR	58	101	92	47	52	91	93	51	58	98	99	53	55	95	94	50
Corteva-Brevant	1028RR	N	BL/CR	59	102	92	44	55	96	94	47	57	97	101	47	57	98	95	46
Corteva-Pioneer	45CM39	Y	BL/CR	58	100	92	46	57	100	94	46	59	100	101	45	58	100	95	46
Corteva-Pioneer	45H37	N	BL/CR	60	103	90	47	52	91	91	48	52	87	96	47	54	94	91	48
Corteva-Pioneer	45CS40	N	BL/CR/S	64	109	91	48	57	99	92	52	58	98	98	51	59	102	93	50
BrettYoung Seeds	6076 CR	N	BL/CR	56	96	94	48	54	93	95	49	59	99	102	49	55	95	96	49
Canterra Seeds	CS2300	N	BL	60	104	95	50	57	97	95	50	60	102	102	50	58	100	96	50
WinField United-CROPLAN	CP20R3C	N	BL/CR	60	102	96	49	54	92	97	51	60	102	103	51	57	97	97	50
Bayer-DEKALB	DKTF 98 CR	N	BL/CR	59	102	90	42	57	99	92	46	61	103	100	43	58	101	93	44
BrettYoung Seeds	BY 6204TF	N	BL/CR	62	107	93	46	56	99	93	48	58	98	100	49	58	101	94	48
	LSD			7	12			5	10			4	8			3	5		
<b>Clearfield<sup>2</sup></b>																			
Corteva-Pioneer	P502CL	N	BL	56	102	87	47	59	96	87	46								
BrettYoung Seeds	BY 5105CL	N	BL/CR	51	94	89	49	59	97	89	48								
	LSD			10	20			11	19										

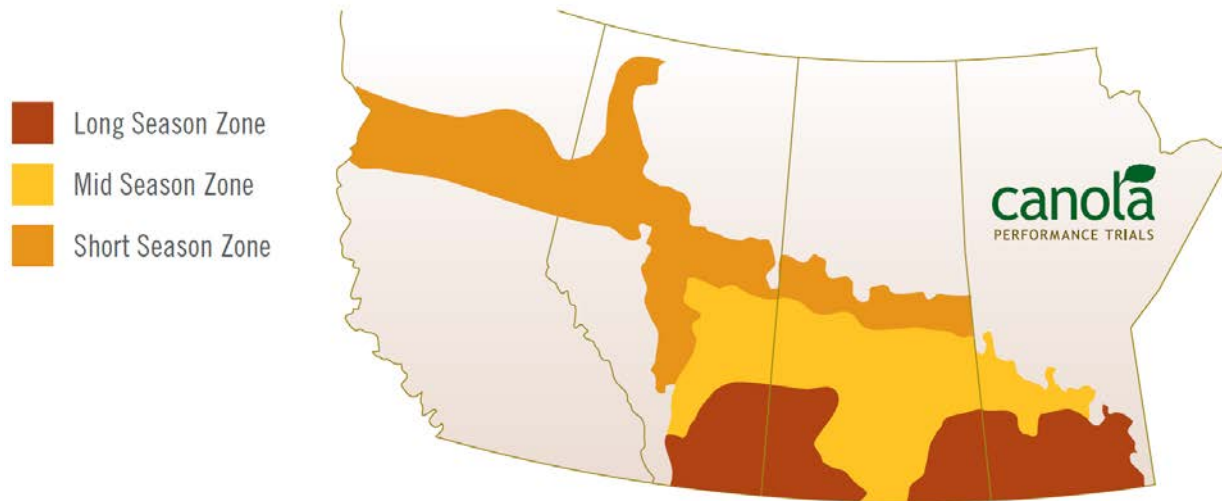
<sup>1</sup> Indicates genetic disease resistance with an "R". BL = Blackleg, CR = Clubroot and improved tolerance to sclerotinia "S", as based on variety descriptions submitted to CFIA

<sup>2</sup>The averages based on incomplete data set, should not be used to compare with other HT (Herbicide Tolerance) groups. Clearfield varieties were tested in Manitoba only.

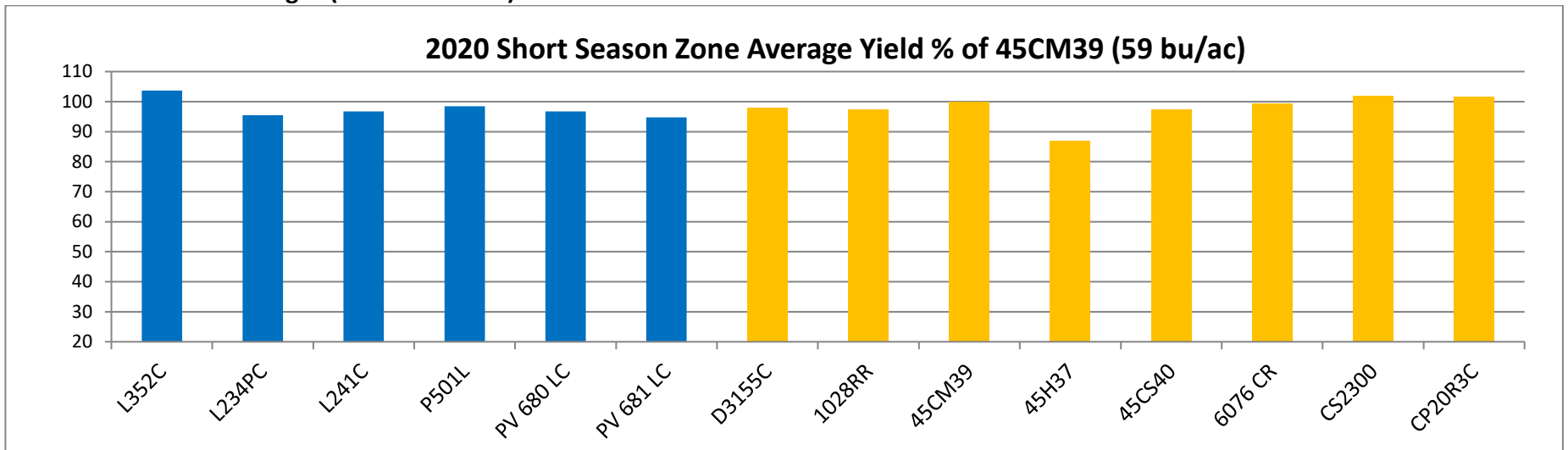
**All Season Zone Averages (Standard Trials)**



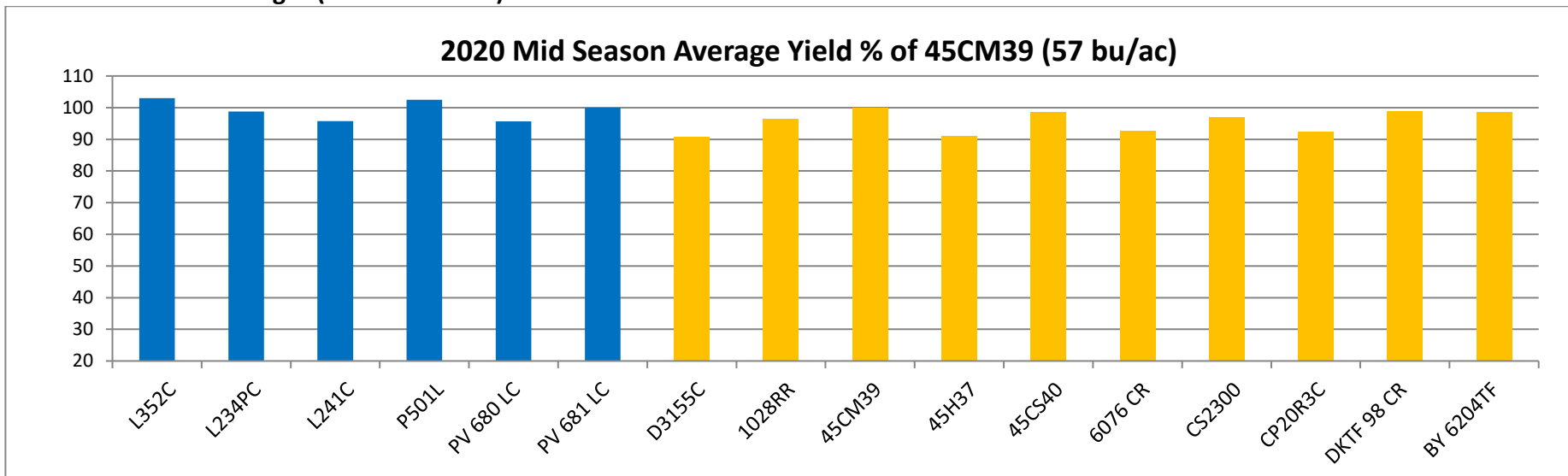
**Small plot locations throughout Western Canada**



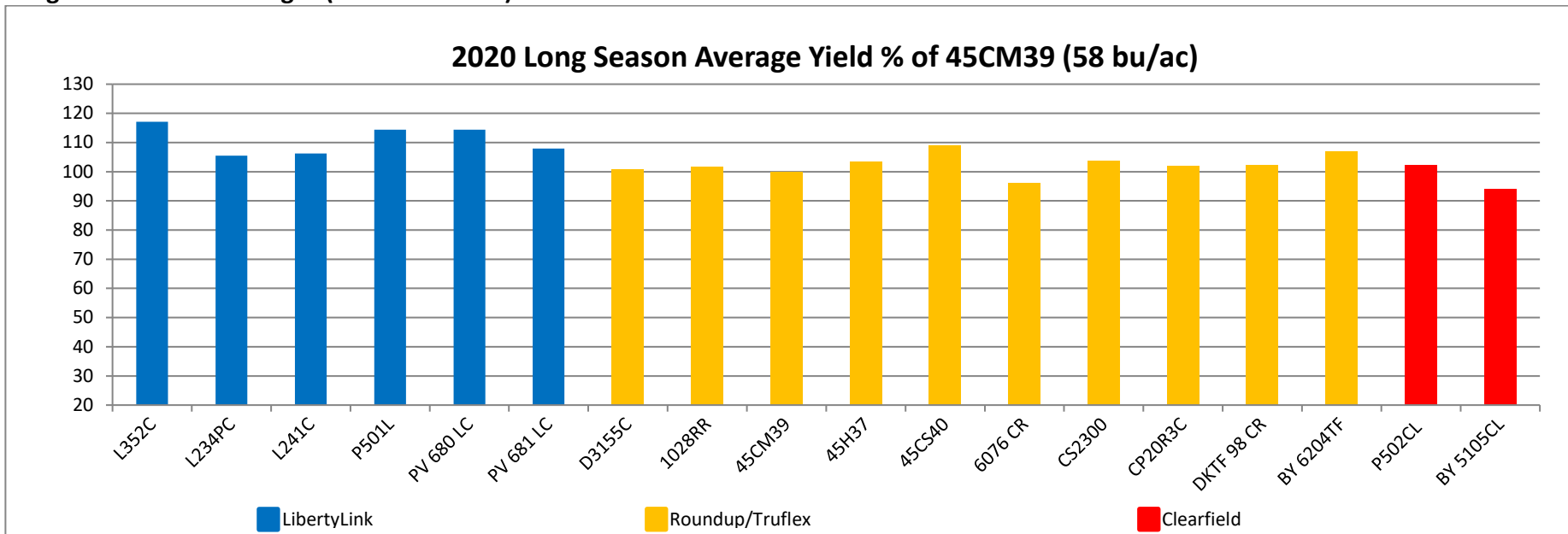
**Short Season Zone Averages (Standard Trials)**



**Mid Season Zone Averages (Standard Trials)**



**Long Season Zone Averages (Standard Trials)**



## 2020 CPT SMALL PLOT DATA – Straight Cut Trials

		Long Season Zone																	
		High Bluff, MB						Melita, MB						Souris, MB					
Distributor	Variety	Yield (bu/ac)	Yield (% 45CM39)	Gross Revenue/ac	Days to maturity	Lodging	Height (Inch)	Yield (bu/ac)	Yield (% 45CM39)	Gross Revenue/ac	Days to maturity	Lodging	Height (Inch)	Yield (bu/ac)	Yield (% 45CM39)	Gross Revenue/ac	Days to maturity	Lodging	Height (Inch)
<b>LibertyLink</b>																			
BASF - InVigor	L255PC	68	109	\$846	85	1.0	48	67	111	\$839	88	1.3	52	78	112	\$975	93	1.5	50
BASF - InVigor	L345PC	70	112	\$870	82	2.3	49	66	109	\$826	86	1.3	53	77	110	\$959	93	1.8	53
BASF - InVigor	L233P	64	103	\$800	82	2.0	46	62	102	\$776	85	1.0	49	72	103	\$897	85	1.8	46
BASF - InVigor	L234PC	61	97	\$759	81	2.0	47	62	102	\$775	85	1.3	50	69	98	\$857	86	2.5	46
Bayer-DEKALB	DKLL 82 SC	60	96	\$751	85	2.0	47	59	98	\$742	85	1.0	48	70	100	\$874	90	1.5	48
Corteva-Brevant	B3010M	60	97	\$753	84	1.3	49	61	100	\$761	85	1.0	53	54	77	\$671	88	1.5	51
	LSD	3	5					4	7					5	6				
<b>Roundup/Truflex</b>																			
Bayer-DEKALB	75-65 RR	53	85	\$662	82	2.0	46	60	100	\$754	84	1.5	49	66	95	\$828	89	3.0	49
Corteva-Pioneer	45CM39	62	100	\$779	86	2.0	47	61	100	\$757	85	2.0	48	70	100	\$873	93	2.0	51
BrettYoung Seeds	6090 RR	58	92	\$721	89	1.3	55	58	96	\$725	88	1.0	56	52	75	\$650	96	2.0	60
Bayer-DEKALB	DKTF 96 SC	61	97	\$757	85	1.8	49	60	100	\$754	86	1.0	46	68	97	\$846	94	1.3	51
Canterra Seeds	CS2600 CR-T	53	85	\$660	82	2.3	45	59	97	\$732	84	1.8	49	72	104	\$905	84	3.3	48
Nutrien-Proven Seeds	PV 760 TM	54	86	\$670	82	2.0	48	61	100	\$760	85	1.0	49	68	97	\$850	85	2.0	50
Nutrien-Proven Seeds	PV 761 TM	61	97	\$758	86	1.8	49	58	95	\$721	86	1.0	54	69	99	\$862	91	1.8	55
Bayer-DEKALB	DKTFLL 21 SC	56	89	\$695	86	2.0	46	60	99	\$752	84	1.3	47	76	109	\$953	90	2.5	50
	LSD	4	6					4	7					5	6				
	CV	4.1						5.1						5.5					

## 2020 CPT SMALL PLOT DATA – Straight Cut Trials

		Long Season Zone																	
		La Salle, MB						Scott, SK						Lethbridge, AB (irrigated)					
Distributor	Variety	Yield (bu/ac)	Yield (% 45CM39)	Gross Revenue/ac	Days to maturity	Lodging <sup>1</sup>	Height (Inch)	Yield (bu/ac)	Yield (% 45CM39)	Gross Revenue/ac	Days to maturity	Lodging	Height (Inch)	Yield (bu/ac)	Yield (% 45CM39)	Gross Revenue/ac	Days to maturity	Lodging <sup>1</sup>	Height (Inch)
<b>LibertyLink</b>																			
BASF - InVigor	L255PC	49	103	\$609	92		41	40	125	\$500	100	1.0	51	47	84	\$592	103		33
BASF - InVigor	L345PC	48	102	\$604	92		41	43	134	\$534	98	1.5	51	53	94	\$658	103		33
BASF - InVigor	L233P	52	109	\$646	89		38	42	131	\$524	96	1.5	50	68	121	\$847	102		34
BASF - InVigor	L234PC	47	99	\$587	89		37	33	104	\$414	98	1.3	49	60	108	\$754	102		36
Bayer-DEKALB	DKLL 82 SC	42	88	\$519	92		38	39	121	\$484	98	2.3	47	64	114	\$798	102		32
Corteva-Brevant	B3010M	38	80	\$475	92		40	32	101	\$405	96	1.5	50	60	107	\$753	103		36
	LSD	5	10					2	6					6	11				
<b>Roundup/Triflex</b>																			
Bayer-DEKALB	75-65 RR	45	95	\$564	91		37	32	101	\$402	94	1.8	50	55	98	\$690	101		30
Corteva-Pioneer	45CM39	47	100	\$592	96		43	32	100	\$400	98	2.3	49	56	100	\$701	103		31
BrettYoung Seeds	6090 RR	22	46	\$275	96		48	33	102	\$409	96	1.8	53	57	101	\$709	103		35
Bayer-DEKALB	DKTF 96 SC	45	95	\$565	94		42	36	111	\$446	95	1.3	48	59	105	\$735	103		35
Canterra Seeds	CS2600 CR-T	52	109	\$647	93		41	32	99	\$397	95	3.3	48	53	95	\$662	102		30
Nutrien-Proven Seeds	PV 760 TM	47	100	\$593	93		39	31	96	\$384	95	2.0	50	64	113	\$793	103		32
Nutrien-Proven Seeds	PV 761 TM	45	95	\$563	95		42	37	115	\$459	99	1.3	54	64	114	\$799	102		36
Bayer-DEKALB	DKTFLL 21 SC	49	104	\$616	92		39	37	116	\$464	95	2.3	49	57	101	\$711	103		29
	LSD	5	11					4	11					7	12				
	CV	8.1						3.9						10.7					

<sup>1</sup>Lodging data not collected

## 2020 CPT SMALL PLOT DATA – Straight Cut Trials

		Mid Season Zone																	
		Dauphin, MB						Neepawa, MB						Swan River, MB					
Distributor	Variety	Yield (bu/ac)	Yield (% 45CM39)	Gross Revenue/ac	Days to maturity	Lodging	Height (Inch)	Yield (bu/ac)	Yield (% 45CM39)	Gross Revenue/ac	Days to maturity	Lodging	Height (Inch)	Yield (bu/ac)	Yield (% 45CM39)	Gross Revenue/ac	Days to maturity	Lodging	Height (Inch)
<b>LibertyLink</b>																			
BASF - InVigor	L255PC	64	116	\$797	93	1.5	46	73	153	\$916	84	2.0	44	76	115	\$947	95	1.0	47
BASF - InVigor	L345PC	62	112	\$775	84	2.5	51	61	128	\$763	84	2.5	43	74	112	\$922	94	1.6	47
BASF - InVigor	L233P	61	111	\$765	81	2.8	45	63	131	\$782	84	2.5	39	77	117	\$965	93	1.3	45
BASF - InVigor	L234PC	60	109	\$751	82	3.0	43	57	119	\$711	83	2.8	38	72	109	\$898	93	1.3	44
Bayer-DEKALB	DKLL 82 SC	60	108	\$744	84	2.3	41	61	127	\$759	83	2.0	42	79	119	\$983	94	1.8	46
Corteva-Brevant	B3010M	63	114	\$788	83	2.0	47	59	124	\$742	83	2.0	41	74	111	\$919	95	1.0	48
	LSD	3	5					9	18					10	15				
<b>Roundup/Truflex</b>																			
Bayer-DEKALB	75-65 RR	54	97	\$671	85	3.0	45	55	114	\$682	82	3.0	42	69	105	\$866	93	2.8	50
Corteva-Pioneer	45CM39	55	100	\$689	90	3.0	42	48	100	\$597	83	2.3	43	66	100	\$826	94	2.0	47
BrettYoung Seeds	6090 RR	48	87	\$599	93	2.3	50	35	73	\$438	85	1.5	47	65	98	\$806	95	2.5	52
Bayer-DEKALB	DKTF 96 SC	62	113	\$780	84	2.0	47	59	124	\$738	84	2.0	42	84	127	\$1,047	94	1.5	48
Canterra Seeds	CS2600 CR-T	62	113	\$778	84	3.3	44	50	104	\$623	82	3.0	40	71	107	\$883	94	3.9	46
Nutrien-Proven Seeds	PV 760 TM	61	110	\$756	83	2.3	45	56	116	\$695	82	3.0	43	76	115	\$951	94	1.8	48
Nutrien-Proven Seeds	PV 761 TM	61	110	\$756	88	2.0	49	56	117	\$698	86	2.5	46	68	103	\$851	95	1.5	53
Bayer-DEKALB	DKTFLL 21 SC	61	111	\$767	81	3.0	43	63	132	\$789	82	2.5	40	76	115	\$947	94	2.6	47
	LSD	3	5					7	15					10	14				
	<b>CV</b>	<b>3.2</b>						<b>9.6</b>						<b>9.0</b>					



## 2020 CPT SMALL PLOT DATA – Straight Cut Trials

		Mid Season Zone																	
		Hague, SK						Kamsack, SK						North Battleford, SK					
Distributor	Variety	Yield (bu/ac)	Yield (% 45CM39)	Gross Revenue/ac	Days to maturity	Lodging	Height (Inch)	Yield (bu/ac)	Yield (% 45CM39)	Gross Revenue/ac	Days to maturity	Lodging	Height (Inch)	Yield (bu/ac)	Yield (% 45CM39)	Gross Revenue/ac	Days to maturity	Lodging	Height (Inch)
<b>LibertyLink</b>																			
BASF - InVigor	L255PC	42	103	\$521	92	1.4	46	50	106	\$630	91	2.0	39	72	103	\$897	100	2.0	49
BASF - InVigor	L345PC	41	102	\$516	89	1.4	49	52	109	\$647	90	2.8	43	71	102	\$890	99	3.8	50
BASF - InVigor	L233P	39	95	\$481	88	1.6	46	47	99	\$589	88	2.0	40	71	101	\$883	97	3.3	49
BASF - InVigor	L234PC	39	95	\$484	90	1.4	47	47	99	\$586	89	2.8	38	70	100	\$871	100	2.5	52
Bayer-DEKALB	DKLL 82 SC	40	97	\$493	91	1.8	44	45	95	\$563	89	3.0	38	65	94	\$816	99	2.8	44
Corteva-Brevant	B3010M	44	108	\$550	88	1.1	51	48	100	\$594	90	2.8	42	67	97	\$840	99	3.5	50
	LSD	4	10					2	4					3	4				
<b>Roundup/Triflex</b>																			
Bayer-DEKALB	75-65 RR	39	95	\$481	89	1.8	49	47	99	\$588	90	2.8	40	69	99	\$864	100	3.3	49
Corteva-Pioneer	45CM39	41	100	\$507	91	1.6	46	48	100	\$594	90	3.3	39	70	100	\$870	101	3.0	47
BrettYoung Seeds	6090 RR	36	88	\$445	92	1.4	52	47	99	\$591	92	2.8	46	68	98	\$852	105	3.5	49
Bayer-DEKALB	DKTF 96 SC	40	98	\$495	89	1.5	44	49	102	\$607	90	2.0	40	69	100	\$866	99	2.8	45
Canterra Seeds	CS2600 CR-T	38	94	\$475	90	1.6	48	47	98	\$581	90	3.0	37	67	96	\$837	101	4.0	49
Nutrien-Proven Seeds	PV 760 TM	44	108	\$547	90	1.5	46	47	98	\$581	89	2.8	40	69	100	\$867	100	2.8	48
Nutrien-Proven Seeds	PV 761 TM	41	102	\$517	91	1.5	49	47	99	\$586	91	2.5	44	70	101	\$876	100	2.8	51
Bayer-DEKALB	DKTFLL 21 SC	41	100	\$506	90	1.8	44	46	97	\$577	89	3.8	39	68	98	\$854	99	2.8	45
	LSD	7	16					2	4					4	5				
	CV	9.7						2.6						3.8					

		Mid Season Zone																	
		St. Brieux, SK						Swift Current, SK						Vegreville, AB					
Distributor	Variety	Yield (bu/ac)	Yield (% 45CM39)	Gross Revenue/ac	Days to maturity	Lodging	Height (Inch)	Yield (bu/ac)	Yield (% 45CM39)	Gross Revenue/ac	Days to maturity	Lodging <sup>1</sup>	Height (Inch)	Yield (bu/ac)	Yield (% 45CM39)	Gross Revenue/ac	Days to maturity	Lodging <sup>1</sup>	Height (Inch)
<b>LibertyLink</b>																			
BASF - InVigor	L255PC	47	120	\$591	93	2.0	39	30	112	\$379	93		46	89	100	\$1,105	102		51
BASF - InVigor	L345PC	44	111	\$549	92	2.5	39	38	139	\$469	92		47	90	101	\$1,122	99		51
BASF - InVigor	L233P	46	116	\$576	91	2.0	39	36	135	\$455	92		46	84	95	\$1,048	98		48
BASF - InVigor	L234PC	44	112	\$553	91	2.0	38	29	107	\$361	93		45	91	103	\$1,137	100		51
Bayer-DEKALB	DKLL 82 SC	41	105	\$518	92	2.0	36	33	120	\$407	93		46	83	94	\$1,036	101		47
Corteva-Brevant	B3010M	41	103	\$510	91	2.3	40	27	100	\$340	96		47	89	100	\$1,110	102		51
	LSD	8	20					6	21					8	9				
<b>Roundup/Truflex</b>																			
Bayer-DEKALB	75-65 RR	39	99	\$490	92	2.0	37	26	95	\$320	92		44	91	103	\$1,134	100		53
Corteva-Pioneer	45CM39	40	100	\$494	92	2.0	38	27	100	\$338	93		47	89	100	\$1,106	102		50
BrettYoung Seeds	6090 RR	35	87	\$432	93	2.0	38	17	63	\$214	93		51	87	98	\$1,085	101		58
Bayer-DEKALB	DKTF 96 SC	41	103	\$510	91	1.5	37	30	110	\$374	92		45	90	101	\$1,119	101		49
Canterra Seeds	CS2600 CR-T	42	107	\$528	92	2.3	38	32	116	\$393	91		45	93	105	\$1,166	101		52
Nutrien-Proven Seeds	PV 760 TM	42	105	\$522	91	2.0	39	33	120	\$408	91		46	90	102	\$1,128	100		54
Nutrien-Proven Seeds	PV 761 TM	43	108	\$533	93	2.0	40	29	108	\$367	93		49	95	107	\$1,187	101		58
Bayer-DEKALB	DKTFLL 21 SC	43	108	\$534	91	2.0	37	31	115	\$389	92		44	91	102	\$1,132	100		50
	LSD	7	18					10	35					7	8				
	CV	12.2						11.8						6.0					

<sup>1</sup> Lodging data not collected.

## 2020 CPT SMALL PLOT DATA – Straight Cut Trials

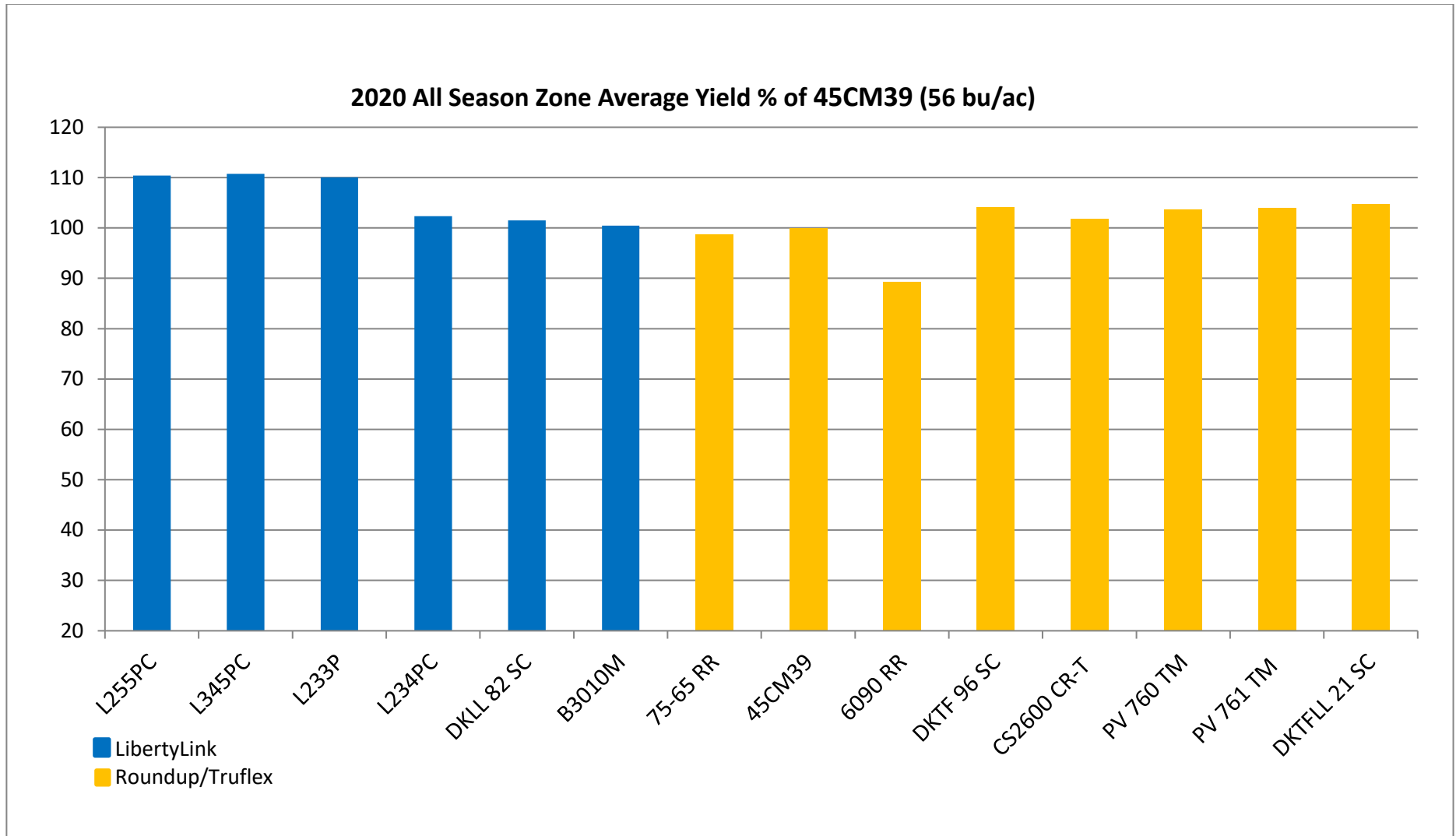
		Short Season Zone																	
		Codette, SK						Tisdale, SK						Lacombe, AB					
Distributor	Variety	Yield (bu/ac)	Yield (% 45CM39)	Gross Revenue/ac	Days to maturity	Lodging	Height (Inch)	Yield (bu/ac)	Yield (% 45CM39)	Gross Revenue/ac	Days to maturity	Lodging	Height (Inch)	Yield (bu/ac)	Yield (% 45CM39)	Gross Revenue/ac	Days to maturity	Lodging	Height (Inch)
<b>LibertyLink</b>																			
BASF - InVigor	L255PC	63	92	\$792	101	1.3	44	53	109	\$664	94	2.0	39	89	116	\$1,108	110	1.8	59
BASF - InVigor	L345PC	62	89	\$768	99	3.3	40	55	112	\$681	90	3.0	37	89	116	\$1,113	107	3.5	51
BASF - InVigor	L233P	65	94	\$805	98	2.0	41	50	104	\$628	89	2.0	38	88	115	\$1,100	106	3.3	59
BASF - InVigor	L234PC	57	83	\$716	99	1.8	42	48	99	\$600	91	2.0	38	76	100	\$954	107	3.0	57
Bayer-DEKALB	DKLL 82 SC	49	72	\$617	100	2.8	38	44	90	\$545	91	3.0	36	69	90	\$862	108	3.0	51
Corteva-Brevant	B3010M	62	90	\$771	97	1.5	43	46	94	\$572	90	2.8	38	79	103	\$987	107	2.5	55
	LSD	7	10					5	11					3	4				
<b>Roundup/Triflex</b>																			
Bayer-DEKALB	75-65 RR	66	95	\$818	99	2.8	40	51	105	\$638	91	2.8	37	74	97	\$926	106	3.0	54
Corteva-Pioneer	45CM39	69	100	\$861	101	2.0	43	49	100	\$606	92	2.8	36	77	100	\$957	109	2.5	55
BrettYoung Seeds	6090 RR	64	93	\$802	99	2.3	44	49	101	\$612	91	2.8	41	84	110	\$1,049	108	3.0	58
Bayer-DEKALB	DKTF 96 SC	69	100	\$864	100	1.5	40	47	98	\$593	90	2.5	36	72	93	\$895	108	2.0	52
Canterra Seeds	CS2600 CR-T	63	91	\$782	97	3.8	39	50	104	\$628	92	3.8	37	85	111	\$1,064	107	3.8	54
Nutrien-Proven Seeds	PV 760 TM	67	96	\$830	99	2.0	44	51	106	\$640	91	2.3	38	74	97	\$926	107	2.5	56
Nutrien-Proven Seeds	PV 761 TM	67	97	\$837	102	1.5	48	51	106	\$642	92	2.0	40	75	98	\$938	107	2.5	58
Bayer-DEKALB	DKTFLL 21 SC	64	93	\$801	99	2.5	40	47	96	\$585	91	2.8	35	76	99	\$944	108	3.3	54
	LSD	4	6					6	12					3	3				
	CV	6.4						5.7						3.7					

**2020 CPT SMALL PLOT DATA – Straight Cut Trials**

Season Zone Averages (Straight Cut Trials)																			
				Long Season Zone (6 locations)				Mid Season Zone (9 locations)				Short Season Zone (3 locations)				Overall Average (18 locations)			
Distributor	Variety	Pod Shatter Tolerance	Disease Tolerance <sup>1</sup>	Yield (bu/ac)	Yield (% 45CM39)	Days to maturity	Height (Inch)	Yield (bu/ac)	Yield (% 45CM39)	Days to maturity	Height (Inch)	Yield (bu/ac)	Yield (% 45CM39)	Days to maturity	Height (Inch)	Yield (bu/ac)	Yield (% 45CM39)	Days to maturity	Height (Inch)
<b>LibertyLink</b>																			
BASF - InVigor	L255PC	Y	BL/CR	58	107	93	46	60	114	94	45	68	106	101	48	61	110	95	46
BASF - InVigor	L345PC	Y	BL/CR	59	110	92	47	59	113	91	47	68	106	98	43	61	111	93	46
BASF - InVigor	L233P	Y	BL	60	112	90	44	58	111	90	44	68	104	98	46	60	110	91	44
BASF - InVigor	L234PC	Y	BL/CL	55	101	90	44	57	106	91	44	61	94	99	46	57	102	92	44
Bayer-DEKALB	DKLL 82 SC	Y	BL	56	103	92	44	56	106	92	43	54	84	99	41	56	101	93	43
Corteva-Brevant	B3010M	Y	BL/CR	51	94	91	47	57	107	92	46	62	96	98	45	56	100	93	46
	LSD			4	8			6	12			5	8			5	10		
<b>Roundup/Truflex</b>																			
Bayer-DEKALB	75-65 RR	Y	BL	52	96	90	44	54	101	91	45	64	99	98	44	55	99	92	44
Corteva-Pioneer	45CM39	Y	BL/CL	55	100	93	45	54	100	93	44	65	100	101	45	56	100	94	45
BrettYoung Seeds	6090 RR	Y	BL/CR	47	85	94	51	49	88	94	49	66	101	100	47	51	89	95	50
Bayer-DEKALB	DKTF 96 SC	Y	BL	55	101	93	45	58	109	92	44	63	97	99	43	58	104	93	44
Canterra Seeds	CS2600 CR-T	Y	BL/CR	53	98	90	44	56	104	92	44	66	102	99	43	57	102	92	44
Nutrien-Proven Seeds	PV 760 TM	Y	BL	54	99	90	45	57	108	91	45	64	100	99	46	57	104	92	45
Nutrien-Proven Seeds	PV 761 TM	Y	BL	56	103	93	48	57	106	93	49	65	100	100	48	58	104	94	49
Bayer-DEKALB	DKTFLL 21 SC	Y	BL	56	103	92	43	58	109	91	43	62	96	99	43	58	105	92	43
	LSD			5	9			6	13			4	7			5	11		

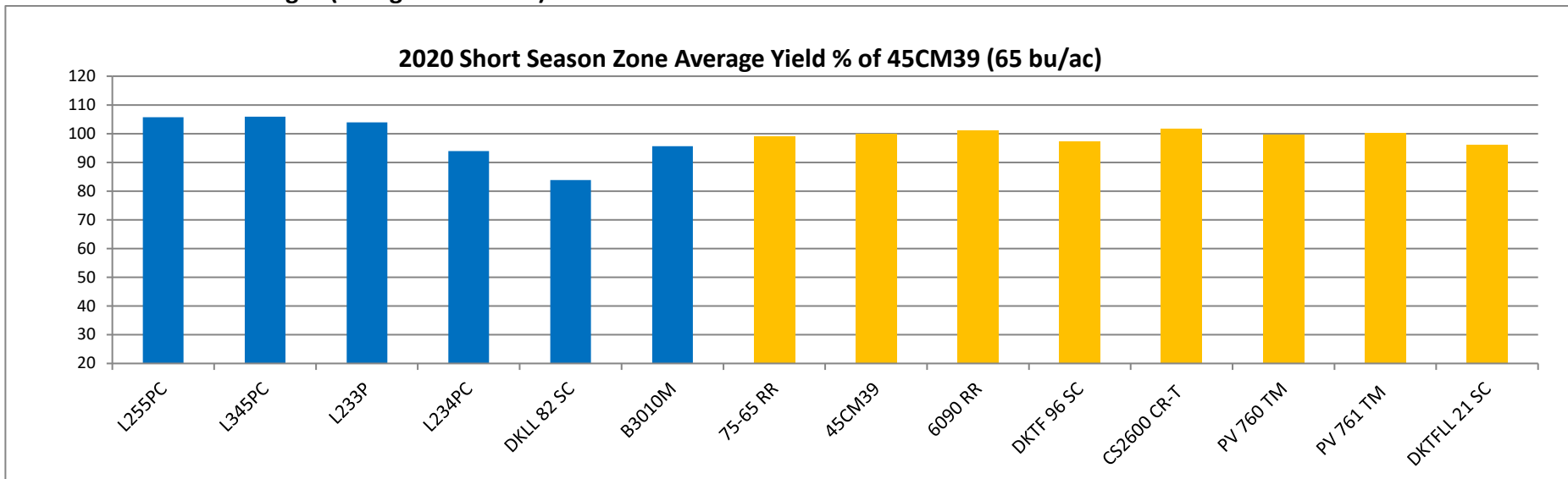
<sup>1</sup> Indicates genetic disease resistance with an "R". BL = Blackleg, CR = Clubroot and improved tolerance to sclerotinia "S", as based on variety descriptions submitted to CFIA.

All Season Zone Averages (Straight Cut Trials)

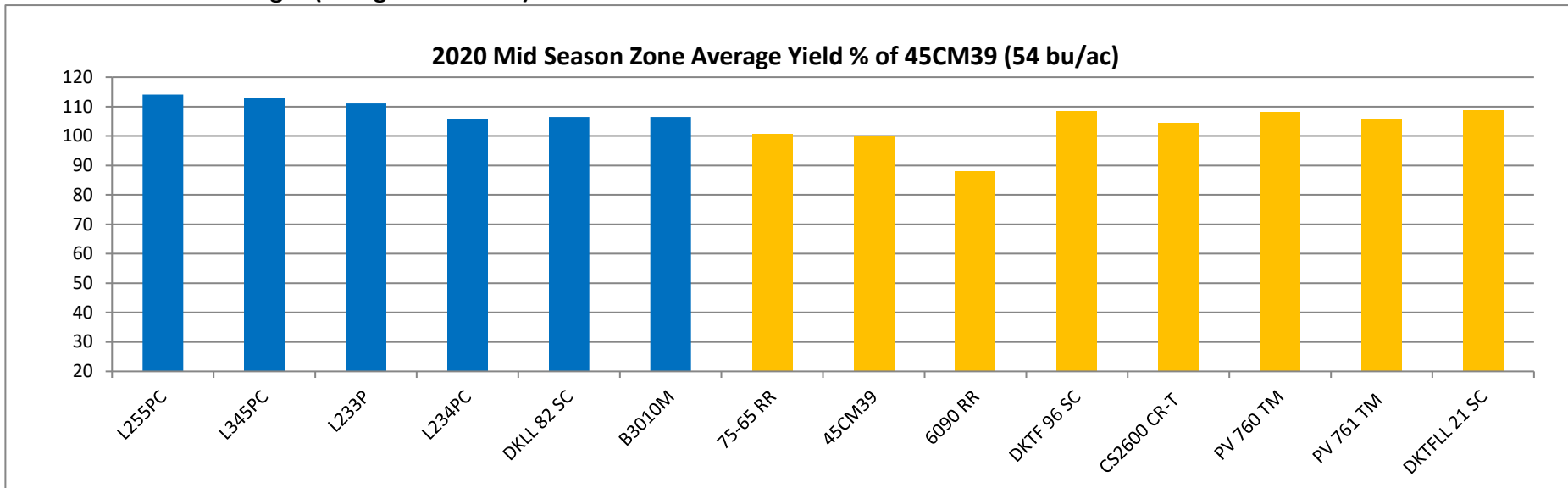


## 2020 CPT SMALL PLOT DATA – Straight Cut Trials

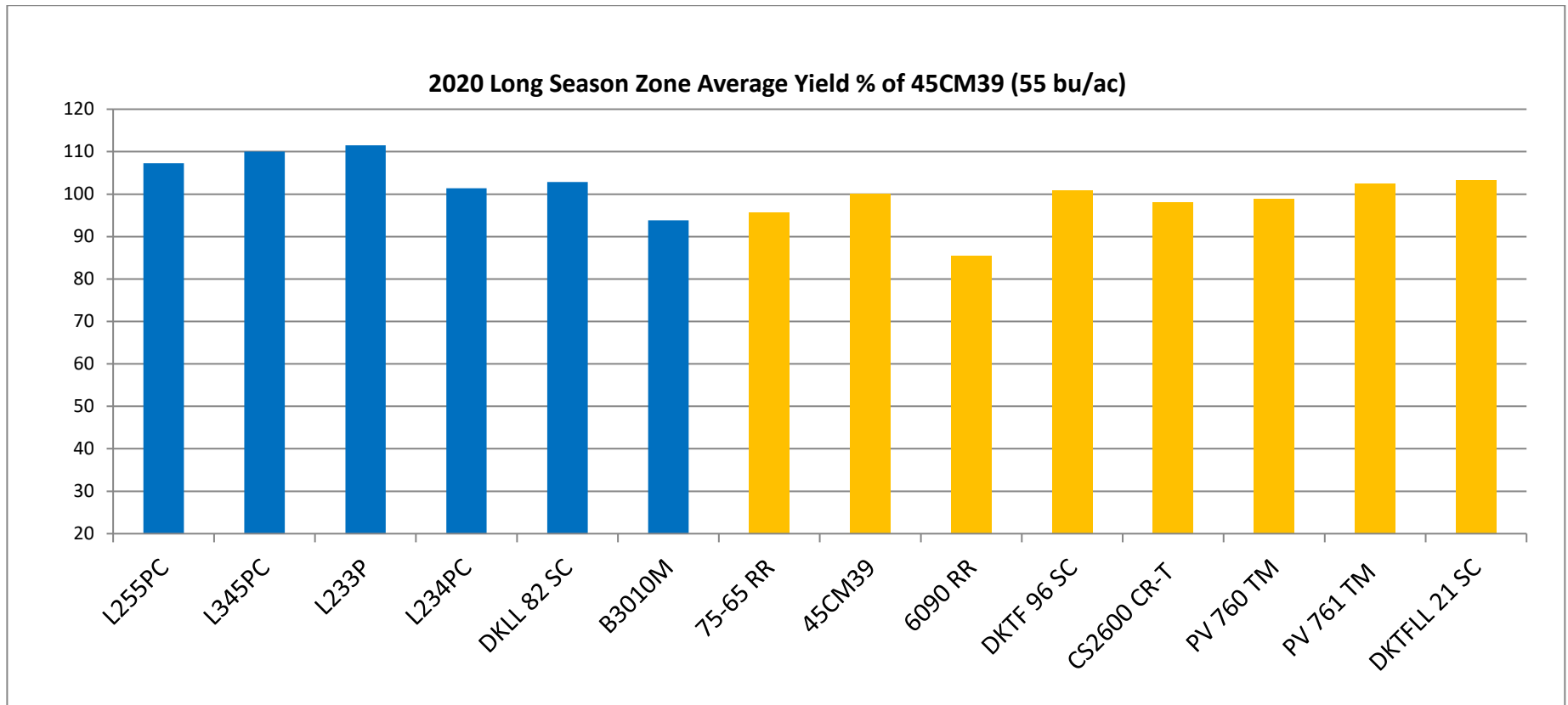
### Short Season Zone Averages (Straight Cut Trials)



### Mid Season Zone Averages (Straight Cut Trials)



Long Season Zone Averages (Straight Cut Trials)



Once the 2020 CPT field scale dataset is finalized, it will be posted on [canolaperformancetrials.ca](http://canolaperformancetrials.ca) along with this complete 2020 CPT small plot dataset.