



# Early Childhood Environment Rating Scale-Revised

## Enduring Understanding

- The Early Childhood Environment Rating Scale-Revised (ECERS-R) is an essential tool used in the Sure Start Program self-evaluation.

## Essential Question(s)

- What is the ECERS-R?
- How will the ECERS-R help to evaluate my program?

## Outcomes

By the end of the session, participants will have:

- An understanding of the Early Childhood Environment Rating Scale-Revised and how to use it as part of the program evaluation.

## Provisioning/Materials

Per Table	
<ul style="list-style-type: none"><li>Blank Copy Paper</li><li>Markers</li><li>Highlighters</li><li>Index Cards</li></ul>	<ul style="list-style-type: none"><li>Pens, pencils</li><li>Post-it</li><li>Poster Paper</li><li>Tape</li></ul>

## Set Up

<ul style="list-style-type: none"><li>Have all files downloaded to the desktop or a DVD in advance. This includes the power point presentation, and all references used during this training. <b>Rationale</b> – the internet may not be available from the work station you are using during this training.</li><li>Check the <b>videos</b> embedded on specific slides to assure they play properly and the volume is adjusted appropriately.</li><li>Make ALL copies – See <a href="#">Handout Section</a> of this document.</li></ul>	<ul style="list-style-type: none"><li>Set up the room to assure your audience can work with an elbow partner and in a small group.</li><li>On the table, have the blank copy paper, highlighters, markers, stickers and poster paper.</li><li>You will need to determine how you will distribute copies throughout the training depending on the size of your group.</li><li>You will need to set up a Parking Lot at the front of the room.</li></ul>
---	--

## LINK TO ACCESS THE TRAINING MATERIALS

Please click the link below to access the Sure Start Program professional Development website.

[https://content.dodea.edu/teach\\_learn/curriculum/ece/sure\\_start/training/index.html](https://content.dodea.edu/teach_learn/curriculum/ece/sure_start/training/index.html)



# COLLEGE AND CAREER READY

A WORLD-CLASS EDUCATION FOR MILITARY-CONNECTED STUDENTS

## Slide Delivery

Slide	Number	Presenter	Time	Script (Notes in PPT)	Resources
Screenshot of the slide	Slide #	Name	Hours/Minutes	Notes, directions, key points	HOs, videos
	1		2 minutes	<p>Title Slide</p> <p>All Sure Start staff should receive this training <b>once</b>. 2016-17 (all staff) Subsequent years 2017→ only new teachers and paras</p>	
	2		5 minutes	<p>Learner Outcomes:</p> <p>Participants will understand...</p> <p>The Early Childhood Environment Rating Scale-Revised and how to use it as part of the program evaluation.</p>	
	3		0 minutes	<p>Transition Slide</p>	



# COLLEGE AND CAREER READY


A WORLD-CLASS EDUCATION FOR MILITARY-CONNECTED STUDENTS

Slide	Number	Presenter	Time	Script (Notes in PPT)	Resources
Screenshot of the slide	Slide #	Name	Hours/Minutes	Notes, directions, key points	HOs, videos
	4		5 minutes	<p>Key Points:</p> <ul style="list-style-type: none"> <li>DoDEA Sure Start Programs incorporate Program Evaluation in the Education Component-Standard 12-The program will provide for self-evaluation.</li> <li>This is the reflective tool used for program improvement. The ECERS-R is just one of the tools that used to complete the Sure Start Program Continuous Improvement Plan.</li> <li>This tool replaces the Abbott-Shim that was previously used.</li> </ul> <p>The ECERS-R</p> <ul style="list-style-type: none"> <li>Designed to assess process quality in early childhood programs</li> <li>Quality programs must provide for the three basic needs all children have:               <ol style="list-style-type: none"> <li>Protection of their health and safety</li> <li>Building positive relationships</li> <li>Opportunities for stimulation and learning from experience</li> </ol> </li> </ul>	
	5		210 to 240 min (3.5 to 4 hrs)	<p>Time will be dependent on participant questions and discussions</p> <ul style="list-style-type: none"> <li>Facilitator Handout: ECERS-R DVD NOTES (these are also located in the DVD case)</li> <li>Load the DVD</li> <li>Participant Materials: Ensure that participants have the Training workbook and ECERS-R</li> </ul> <p>NOTE: One training workbook was purchased per school, the teacher and para should work as a team. A collaborative effort with conversations will help facilitate learning and working together.</p>	<p>HO: ECERS-R DVD Notes</p> <p><b>**this handout is only for the facilitator**</b></p> <p>Each PROGRAM should have a copy of the Early</p>



# COLLEGE AND CAREER READY

A WORLD-CLASS EDUCATION FOR MILITARY-CONNECTED STUDENTS


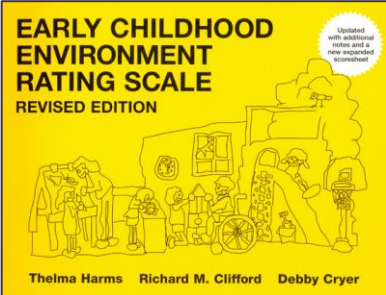

Slide	Number	Presenter	Time	Script (Notes in PPT)	Resources
Screenshot of the slide	Slide #	Name	Hours/Minutes	Notes, directions, key points	HOs, videos
				<p>The ECERS-R is for each Sure Start Program. The Rating Scales in the back is approved for copying for use each time. This eliminates the need to order replacements.</p> <p>FACILITATOR: Use the DVD notes to facilitate the DVD training.</p> <p>Play Part 1:</p> <ul style="list-style-type: none"> <li>Instruct participants to follow along in their workbook</li> <li>At the end of part 1, instruct participants to complete the print activities (pages 5-9) in the Training workbook</li> <li>Answers are in the DVD Instructor's Guide</li> </ul> <p>Play Part 2:</p> <ul style="list-style-type: none"> <li>Instruct participants to read Item-6 Child-related displays (page 10)</li> </ul> <p>Begin Video Observation section</p> <ul style="list-style-type: none"> <li>Follow instructions</li> </ul> <p><b>DISCUSSION: Using the program evaluation tool to inform the Sure Start Continuous Improvement Plan</b></p>	<p>Childhood Environment Rating Scale-revised edition (yellow spiral bound book)</p> <p>1 training workbook for each teaching team</p>
	6		10 minutes	<p>Review Learner Outcomes</p> <p>Participants will understand... The Early Childhood Environment Rating Scale-Revised and how to use it as part of the program evaluation.</p> <p>Allow for participant questions</p> <p>Participants should complete the evaluation for ECERS-R module (located on Schoology)</p> <p>Link: <a href="https://surveys.dodea.edu/n/SSTrainingEval.aspx">https://surveys.dodea.edu/n/SSTrainingEval.aspx</a></p>	
End of Presentation Total Time: 232 to 262 minutes equals 3.8 to 4.3 hours					



# COLLEGE AND CAREER READY

## A WORLD-CLASS EDUCATION FOR MILITARY-CONNECTED STUDENTS

### Handouts

Handout (HO) Image	Slide #	Title of HO	Directions	Number of Copies
	5	ECERS-R DVD Notes	<p>FACILITATOR: Use the DVD notes to facilitate the DVD training.</p> <p>Play Part 1:</p> <ul style="list-style-type: none"> <li>Instruct participants to follow along in their workbook</li> <li>At the end of part 1, instruct participants to complete the print activities (pages 5-9) in the Training workbook</li> <li>Answers are in the DVD Instructor's Guide</li> </ul> <p>Play Part 2:</p> <ul style="list-style-type: none"> <li>Instruct participants to read Item-6 Child-related displays (page 10)</li> </ul> <p>Begin Video Observation section</p> <ul style="list-style-type: none"> <li>Follow instructions</li> </ul>	1 per facilitator
	5	Early Childhood Environment Rating Scale-revised edition (yellow spiral bound book)	<p>Each Sure Start Program should receive one to use at their school.</p> <p>Forms in the back maybe copied</p>	1 per program
	5	Video Guide and Training Workbook for the Early Childhood Environmental Rating Scale-revised edition	<p>Participants can write in this workbook as needed.</p>	1 per teaching team