



CS23 SURF

COBALT BOATS

SURF
SERIES

CS23 SURF

Cobalt surfing perfection.

Until now, wake surfing boats have compromised ride, comfort, top speed performance, and low speed maneuverability. That was before the WSS SURF from Cobalt. Combining Cobalt's award-winning smooth ride and the performance advantages of a stern drive, coupled with the enormous wake making capabilities of a surf boat - this was the perfect challenge! Now perfectly executed. And without compromise.

The WSS Surf combines a proven deep v hull design with innovative design to exceed the riders' demands. We developed a world class "wake maker" thanks to our patent pending SURF control system - which quickly and automatically tunes the boat's attitude and speed to the optimal SURF configuration - on either side of the boat. A fully customizable wake that provides smooth transitions, a wide push zone, and a solid pop. Keep the boat evenly weighted and switch the wave from each side in seconds without the need to re-distribute ballast and people.

VOLVO PENTA FORWARD DRIVE

Volvo Penta does it again with the all-new Forward Drive propulsion system. Uniquely engineered with two forward-facing counter-rotating props that pull the boat through the water rather than pushing it, Forward Drive gives small-craft leisure boaters new found versatility. Whether wakesurfing, wakeboarding or simply cruising, Forward Drive allows boaters to enjoy endless days of fun without sacrifice. Armed with power trim and an enlarged trim plate, drivers can easily customize their wake for watersports, then level off for smooth cruising.



SURF



SURF



Surfing Made Simple

With the touch of a button Cobalt's automated computer control surf system adjusts the Bi-Axis Surf Tabs to create the optimum surf wake either left or right. No need to transfer ballast load between tanks to achieve optimum surf wake.

- Fill ballast tanks
- Set GPS directed cruise control to desired speed
- Select surf control left or right
- Throttle up and surf

On Plane with Full Ballast

In Performance Mode the surf tabs automatically deploy and adjust for a quick hole-shot through to running speed, easily getting the boat on plane with full ballast. No need to empty tanks for a quick run at speed.

Performance of Total Trim Control

Exceptional wake surfing doesn't come at a compromise to Cobalt's softer, drier, faster ride. With the versatility of full-range power trim all the control and efficient operation remains. Drivers can easily customize the wake for surfing, wakeboarding or smooth cruising. Plus, Volvo's Forward Drive is uniquely engineered with two forward-facing counter-rotating props, which position the propellers to the front of the drive unit, well under the boat.

The Cobalt WSS SURF

The best aspects of boating by providing a world-class ride combined with a superior surf wake.

Compromise Nothing!

VOLVO PENTA FORWARD DRIVE



CS23 SURF



CS23 SURF



CS23 SURF




SPECIFICATIONS

Length Overall w/ Swim Platform	23' 8"	7.21 m
Beam	8' 6"	2.59 m
Interior Cockpit Width	92"	2.34 m
Deadrise at Transom	20°	20°
Fuel Capacity	52 gal.	197 L
Bridge Clearance w/o Bimini	3' 11"	1.19 m
Bridge Clearance w/Arch	6' 10"	2.08 m
Draft Drive Up	24"	.61m
Draft Drive Down	37"	.94m
Dry Weight	3700 lbs.	1678 kg
Boat Certified Capacity	12 persons	
Boat Certified Capacity w/gear	1695 lbs.	768 kg

VOLVO PENTA STERNDRIVE POWER

V8-300CE-G EVC DP (FWD)	300 hp	224 PkW
V8-350CE-G EVC DP (FWD)	350 hp	261 PkW

**VOLVO
PENTA**
FORWARD DRIVE





STANDARD EQUIPMENT

Dash and Instrumentation

Accessory Power Plug - 12 Volt
Compass
Composite Helm Eyebrow,
Custom Stitching
Depth & Water/Air Temp Gauge Pkg.
Etched Stainless Steel Instrument Panel
Hour Meter
Leather Steering Wheel w/
Auto Leveling Hub
Stainless Steel Switches

Engine Options

EVC w/PTA & Cruise (Volvo)
Volvo Forward Drive (FWD)

Exterior

Anchor Locker
Arch, Alum, Folding w/Bimini
Bow Scuff Plate, Stainless Steel
COBALT Oval Logo, Recessed
Extended Running Surface
Flip-Down Swim Step w/o Ladder
Graphics, Molded-In Gelcoat
Midship Cleats
Ski Tow Eye, Stainless Steel
Sof-Trac Mat, Swim Platform
SS Tubular Platform Perimeter Rail
Stainless Top Trim Windshield
Wakeboard Racks, Elite (Alum)

Interior

Aft Sunpad w/Walk-Thru Transom
Bow Walk-Thru Door
Carpet, 40 oz., Snap-In w/Neoprene Back
Removable Bow & Cockpit Carpet
Removable Ice Chest
Seating Varadense Comfort
Seating, Helm Flip-Up

Stereo

iPod/USB/MP3 Port
Sound System, Bluetooth, w/6 Spkrs.
Stereo Remote, Transom (Prem. Sound)

Structure, Safety, & Performance

10/5/3 Year Warranty Protection
Circuit Breaker Protected Elec System
Composite Floor
Composite Seat Bases
Composite Transom
Cruise Control-Zero Off (Vol)
Fiberglass Cockpit Liner
Fiberglass Stringer System
Fire Extinguisher, Manual
Ignition Safety Switch
Kevlar Reinforced Hull
Stainless Steel Windshield Braces
Through Prop Exhaust

OPTIONAL EQUIPMENT

Canvas

Bow Tonneau Cover
Cockpit Tonneau Cover
Mooring Cover

Cockpit Configuration

Dual Aft Walk-Thru
L Lounge

Dash and Instrumentation

GPS, Garmin 7607, Touch Screen
Rudder Indicator, Volvo
XM Weather

Engine Options

Anti-Corrosion System (Vol 300hp)

Exterior

Arch, Alum, Folding w/Bimini
COBALT Oval Logo, Recessed
Docking Lights-Stainless Steel
Fender Clips w/Line (4)
Flagpole w/Flag
Surf Tow Ball (2)-Folding Arch only
Swim Platform Transom Lighting
Transhield Shipping Cover
Transom Tilt Switch
Underwater Lighting
Wakeboard Racks, Triton

Interior

Aft Filler Cushion, Port
Aft Filler Cushion, Stbd.
Aft Filler Cushions, Port & Stbd.
Air Compressor w/Holder
Bow Center Cushion Insert
Dinette Table w/cockpit receptacle
Floor Covering, Sea Grass
LED Interior Accent Lighting (RGB)
Remote Courtesy Lights w/key fob
Sof-Trac Marine Mat, Cockpit
Stainless Steel Foot Tread (helm only)
Throw Pillows, Weighted (10)
Throw Pillows, Weighted (4)

Stereo

Prem Sound System w/Arch Spkrs-1 pr.
Premium Sound System
Satellite Radio System
Stereo Remote, Transom (Std. Sound)

Structure, Safety, & Performance

Battery Maintainer/Charger, 110v
Battery Maintainer/Charger, 220v
Battery Switch, Dual w/ACR
CE Requirements w/Auto
Fire Extinguisher
Drivers Rearview Mirror (W/S Mount)
Fire Extinguisher, Automatic System
Tool Kit



What prove to be, in memory, the adventures of a lifetime.

Who can say when first you heard? The multicolored minute when the open water spoke, and the dream began. Try now. To this day, can you report the moment? Can you reach back and listen again to that faint call, a sun-flecked whisper -- relentless as a mother's summons -- coming from just beyond the farthest thing a kid could ever hope to see.

At Cobalt, we build boats that answer the call. It is a relationship like no other – owners and their boats. It is that first grip at the helm that releases a sense of assurance down the spine. At that very moment...a promise is made. With each ride, with each cruise comes conversation, laughter and pure enjoyment afloat. At that very moment, a bond is formed on trust, but not just that, a type of trust that feels like family. And with that trust arises a certain lifestyle, an opportunity for families to come together and enjoy what life is truly about. It is a type of confidence that only a Cobalt can instill in its owner.

Our Cobalt family believes we have a unique opportunity to enrich life, to help create life-long memories, to arouse a passion for the boating lifestyle. We vow to work tirelessly, creating the most innovative, well-engineered, and best performing boats imaginable. We vow to let our work be consumed by every little detail, every aspect of fit and finish.

This classic tradition will continue in our daily pursuit to build not just boats, but deep personal possessions. We will continue on with our philosophy of compromising absolutely nothing, especially when it comes to constructing piece by piece a watercraft that will create memories of a lifetime.

We are excited to share Cobalt's passions and why we do what we do for our customers everyday. You drive us to perform everyday. Thank you and welcome to the family.



Customer Inspired Innovation

Swim Platform Functionality

Cobalt's swim platforms are large, welcoming and safe, suspended just above the waterline for easy use in all water-borne activities. Oversized, polished stainless steel tubing wraps every platform to protect the boat when docking. Cobalt's exclusive and patented swim step requires only two easy flips: down to use, back to stow. The swim step makes boarding your Cobalt a breeze, and provides a perfectly cool resting area. Illuminate the platform above or below the waterline with option choices to suit your desires.

Industry Firsts and Real-World

Across five decades, Cobalt brought innovative functionality to the marketplace. Across five decades, other marine manufacturers have seen fit to copy the thoughtful design that has always defined our boats. Again this year, we will show an entire industry exactly the way to go.

- ☞ A Cobalt first: the integrated bow eye with a scuff plate for protection from trailer marks
- ☞ Cobalt was the first stern drive builder to feature the walk-thru transom, today, all our models are equipped with either a single or dual aft passageway for easy boarding
- ☞ Stainless-steel adjustable poles to secure and tighten bimini tops with our innovative built-in turnbuckle -- no fabric straps here
- ☞ Quick-release fender clips utilize stainless steel sockets for perfect placement and convenient deployment
- ☞ Cushioned storage lids with double-knuckled hinges to hold the lids open for easy access to the compartment below
- ☞ Our often-imitated, never-duplicated flip-lip seat bolster – the captain sits high and comfortable, enjoying the full thrill of the ride
- ☞ A safer latch for the windshield walk-thru, holding the door securely open – yet another Cobalt first
- ☞ Perhaps the most imitated component of performance in the boating industry, Cobalt's extended running surface for quicker planing, firm and true turns, minimized bow rise, and greater lift at the stern



Finely Detailed Interiors

The technical word is “interface,” those sensory exchanges between boat and owner, those points of contact so fundamental to the enjoyment of a day on the water, so critical to the determination of a boat’s long-term value. Glance at any cockpit and witness the full effect of a Cobalt interior – straight, smooth, uniform, and very, very good looking. Better yet, cruise a Cobalt at first opportunity for some meaningful, memorable interfacing of your own.

Start at the helm, where strength meets stylish strength. Rock-solid fiberglass substructure rides beneath upholstered good looks, as optional Ebony Macassar trim adorns the helm’s metal panels. The instrumentation and its mountings borrow from aircraft and jewelry designers alike. Stainless steel switch mechanisms are firm, sure, and sturdy.

Cobalt upholstery involves the fingers. Butter-soft and bull-strong, as tactile as they’re easy on the eye, always double-fastened with both adhesives and staples, and stitched with meticulous precision. Underfoot, the carpet or optional Seagrass flooring is snap-down/snap-out, rubber-backed, backed again with skid resistant no-flex composite flooring under all, and heavy. Heavy far beyond any marine standard.



- ☞ Cobalt Glass Cockpit with Touch Screen Displays
- ☞ Precision-sewn interior details
- ☞ Double-needle stitching
- ☞ Seats that convert to a sun lounge
- ☞ Deep bow and cockpit seating
- ☞ The warmth and feel of premium materials
- ☞ A hand-crafted helm with detailed double-stitching
- ☞ Ebony Macassar trim
- ☞ Aircraft-inspired stainless switches
- ☞ Honeycomb composite core integrated in flooring – optimized strength-to-weight ratio, with improved sound and vibration dampening



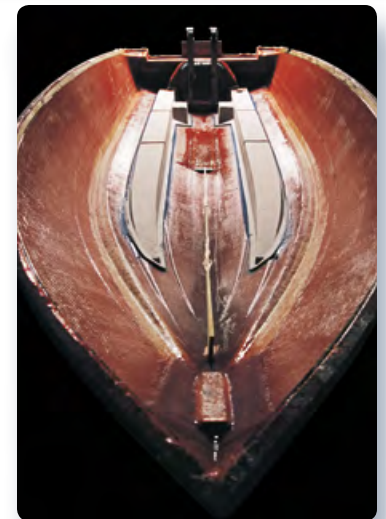
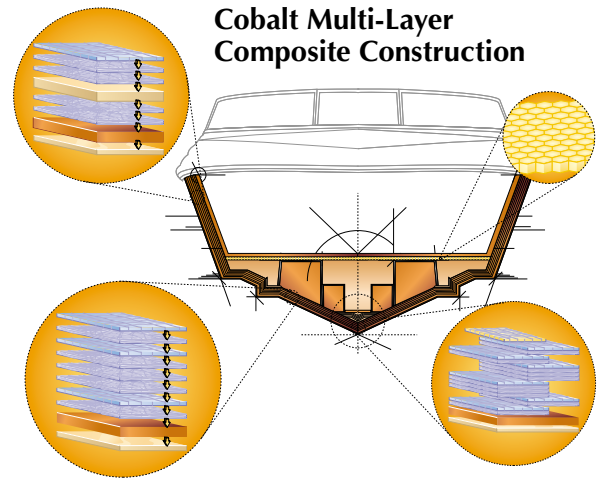
Exceptional Methods of Construction

At Cobalt the hull means hand-work, with every layer rolled a by craftspeople who believe that yet one more careful pass just can't hurt. And so the layers accumulate, eight altogether on the hull bottom and a full sixteen at the keel. Reinforced with Kevlar® and then strengthened again with Spraycore®, the hull's structure hardens into the critical component of the legendary Cobalt ride

The quality of the mold equals the quality of the finish, and so hand-waxing follows after every other part. Old finishes are reworked after every ten parts. No power buffers are allowed, and therefore no unsightly marks or patterns are left behind. And because time in the mold ensures integrity, flexible strength, and year-to-year dependability, the long hours spent in the mold matter even more. Every Cobalt hull cures and cures a while longer – well beyond normal industry standards.

Cobalt longevity is obvious, some of the reasons why less so. Invisible composites, hyperlight and hyperstrong, compose every Cobalt transom. No wood there, not in that all-important forcefield. No wood either in the polypropylene structural honeycomb of the floor. Nor in the all-fiberglass stringers where a methacrylate bonding compound adds lifelong permanence. No wood in the water-impervious roto-cast seat bases.

- ☞ Z-Thane™ strengthening, protective barrier coat in the hull – A Cobalt exclusive
- ☞ Completely hand-laid hulls, reinforced with Kevlar™
- ☞ Composite construction on all structural components
- ☞ Cushioned lids with knuckled hinges for easy, open access to storage compartments large and larger still
- ☞ Exceptional hardware, largely stainless, over-sized, over-strong
- ☞ Graphics deep and strong in the gelcoat
- ☞ Integrated bow eye with a scuffplate for added protection
- ☞ Hand-lamination, up to 16 alternating layers of fiberglass mat and woven roving





Cobalt Transferable Warranty



Ten Year Structural Warranty

Hull & Deck Structure: Hull/deck joints, bulkheads, floor, transom, stringers, motor mounts

Transferable: Fully transferable

Five Year Bow to Stern Component Warranty

Components: All components manufactured or purchased (excluding hull and deck structural components)

Canvas: All canvas

Upholstery: All upholstery

Transferable: Fully transferable

Three Year Gelcoat Finish Warranty

Transferable: Fully transferable

*Service Assist - up to \$100 per claim

On-Water Towing: Applicable to Cobalt 5 year Bow to Stern Component Warranty or Engine Manufacturer Warranty

Hoist/Lift Out: Applicable to Cobalt 5 year Bow to Stern Component Warranty or Engine Manufacturer Warranty

Haul-Out: Applicable to Cobalt 5 year Bow to Stern Component Warranty or Engine Manufacturer Warranty

Dockside Repair Call: Applicable to Cobalt 5 year Bow to Stern Component Warranty or Engine Manufacturer Warranty

Engine Warranty – Manufacturer Direct

Volvo Penta Stern Drive: 2 + 3 Factory Protection Program – North America only (outside North America 2 Year Warranty)

MerCruiser Stern Drive: Five (5) Year Power of Protection Warranty - US and Canada only (International Coverage is regional)

Volvo Penta Diesel: Two (2) Year Warranty

Mercury Outboard: Three (3) Year Warranty


Yamaha Outboard: Three (3) Year Warranty

See written warranties and service agreement for specific coverages.
*Documentation will be required in order to receive the Service Assist benefit.

Color Selections

Actual colors may vary due to the limitations of the digital process and the viewing device calibration. Consult your Cobalt dealer as equipment and specifications are subject to change without notice.

Exterior Colors and Graphic Styles

<div style="background-color: #E61E20; color: white; padding: 5px; text-align: center; font-weight: bold;">KNOCK OUT RED</div> <div style="background-color: #F1C40F; color: white; padding: 5px; text-align: center; font-weight: bold;">CITRON YELLOW</div> <div style="background-color: #ADD8E6; color: white; padding: 5px; text-align: center; font-weight: bold;">ICE BLUE</div> <div style="background-color: #0070C0; color: white; padding: 5px; text-align: center; font-weight: bold;">PACIFIC BLUE</div> <div style="background-color: #003366; color: white; padding: 5px; text-align: center; font-weight: bold;">NAVY</div> <div style="background-color: #FF8C00; color: white; padding: 5px; text-align: center; font-weight: bold;">SUNBURST</div> <div style="background-color: #D2B48C; color: white; padding: 5px; text-align: center; font-weight: bold;">SANDSTONE</div> <div style="background-color: #696969; color: white; padding: 5px; text-align: center; font-weight: bold;">SHALE</div> <div style="background-color: #333333; color: white; padding: 5px; text-align: center; font-weight: bold;">EBONY</div>	<p>3 COLOR CUSTOM GRAPHICS White base gelcoat with any primary hull color plus an accent color.</p> 	<p>3 COLOR CUSTOM WITH EDGE GRAPHICS White base gelcoat with any primary hull color plus accent with edge detail.</p> 
	<p>3 COLOR CUSTOM WITH SWIM PLATFORM ACCENT White base gelcoat with any primary hull color plus an accent and swim platform extension color.</p> 	<p>CLASSIC WITH EDGE GRAPHICS White base gelcoat with any primary hull color plus edge detail.</p> 
	<p>CLASSIC GRAPHICS White base gelcoat with one primary hull side color.</p> 	<p>SPORT WITH EDGE GRAPHICS White base gelcoat plus accent with edge detail.</p> 
	<p>CLASSIC GRAPHICS WITH SWIM PLATFORM ACCENT White base gelcoat with one primary hull side color plus a swim platform extension color.</p> 	<p>FULL COLOR HULL BOTTOM Available addition to any other graphic style.</p> 
	<p>SPORT GRAPHICS White base gelcoat with accent stripe.</p> 	<p>SURF GRAPHICS Available on Surf Series R models.</p> 
	<p>SPORT GRAPHICS WITH SWIM PLATFORM ACCENT White base gelcoat with accent and swim platform extension color.</p> 	<p>LINX GRAPHICS Available on R models.</p> 

Select from multiple available configurations online with the Design Your Dream model specific configurator at CobaltBoats.com

Cockpit Interior Selections

<p>SADDLE INTERIOR (with standard carpet)</p> 	<p>SEAGRASS FLOORING (carpet option)</p> 	<p>SOF-TRAC MARINE MAT (carpet option)</p> 
<p>TERRA BROWN INTERIOR (with standard carpet)</p> 	<p>SEAGRASS FLOORING (carpet option)</p> 	<p>SOF-TRAC MARINE MAT (carpet option)</p> 
<p>GENEVA INTERIOR (with standard carpet)</p> 	<p>SEAGRASS FLOORING (carpet option)</p> 	<p>SOF-TRAC MARINE MAT (carpet option)</p> 
<p>TAHOE GREY INTERIOR (with standard carpet)</p> 	<p>SEAGRASS FLOORING (carpet option)</p> 	<p>SOF-TRAC MARINE MAT (carpet option)</p> 
<p>TITANIUM INTERIOR (with standard carpet, CS models only)</p> 	<p>SEAGRASS FLOORING (carpet option)</p> 	<p>SOF-TRAC MARINE MAT (carpet option)</p> 

Stereo System Packages

Cobalt's audiophile grade systems bring the music to make good afternoons more entertaining, good evenings more dramatic. Waterproof components position speakers strategically to maximum effect, and controls always within easy reach. Plus, a full range of upgraded amplifiers, speakers, and subwoofers are offered in the Premium Sound or Platinum Sound packages.

10 SERIES

STANDARD SOUND

- Rockford Fosgate hide-away unit
- Rockford Fosgate remote at helm (transom remote optional)
- Rockford Speakers, 1 pair bow, 2 pair cockpit

PREMIUM SOUND

- Rockford Fosgate hide-away unit
- Rockford Remote at helm and transom
- JL Audio speakers, 1 pair bow, 2 pair cockpit, 1 pair transom (transom speakers not available on all models)
- JL Audio subwoofer
- JL Audio amplifier – up to 600 watts (up to 800 watts w/tower speakers)
- Optional JL Audio tower speakers – 1 pair

R SERIES

STANDARD SOUND

- Rockford Fosgate hide-away unit
- Rockford Fosgate remote at helm (transom remote optional)
- JL Audio speakers, 1 pair bow, 2 pair cockpit

PREMIUM SOUND

- Rockford Fosgate hide-away unit
- Rockford Fosgate remote at helm and transom
- JL Audio amplifier – up to 2,000 watts
- JL Audio speakers, 1 pair bow, 2 pair cockpit, 1 pair transom, Roswell tweeters where equipped
- JL Audio subwoofer – 1 each
- Optional 8" JL Audio tower speakers & amplifier, 1 pair – 400 watts (hardtop option does not include speakers)

PLATINUM SOUND

- Rockford Fosgate hide-away unit
- Rockford Fosgate remote at helm and transom
- Roswell amplifier – up to 2,550 watts
- Roswell R1 speakers, 1 pair bow, 2 pair cockpit, 1 pair transom, 1 pair tweeters where equipped
- Roswell R1 subwoofers, 10" – 2 each (12" on R30/R35)
- Speakers are RGB light ready

PLATINUM SOUND W/TOWER

OR HARD TOP SPEAKERS

- Platinum sound (see above)
- Roswell amplifier – up to 2,900 watts (3,350 watts R30/R35)
- Roswell R1 8" tower speakers, 2 pair – RGB light ready
- Arch Speakers not available with hard top on models R30, R35, A36, and A40 – speakers are integrated into hard top.

SURF SERIES

STANDARD SOUND

- Rockford Fosgate hide-away unit
- Rockford Fosgate remote at helm (transom remote optional)
- JL Audio speakers, 1 pair bow, 2 pair cockpit

PREMIUM SOUND

- Rockford Fosgate hide-away unit
- Rockford Fosgate remote at helm and transom
- JL Audio amplifier – up to 1,400 watts
- JL Audio speakers, 1 pair bow, 2 pair cockpit, 1 pair transom, Roswell tweeters where equipped
- JL Audio subwoofer
- Optional 8" JL Audio tower speakers & amplifier, 1 pair – 400 watts

PLATINUM SOUND

- Rockford Fosgate hide-away unit
- Rockford Fosgate remote at helm and transom
- Roswell amplifier – up to 2,200 watts
- Roswell R1 speakers, 1 pair bow, 2 pair cockpit, 1 pair transom, 1 pair tweeters where equipped
- Roswell R1 subwoofers, 10" – 2 each
- Speakers are RGB light ready

PLATINUM SOUND W/TOWER

- Platinum sound (see above)
- Roswell amplifier – up to 2,900 watts
- Roswell R1 8" tower speakers, 2 pair – RGB light ready
- Not available on CS23 Surf

30 SERIES

STANDARD SOUND

- Rockford Fosgate hide-away unit
- Rockford Fosgate remote at helm (transom remote optional)
- JL Audio speakers, 1 pair bow, 2 pair cockpit

PREMIUM SOUND

- Rockford Fosgate hide-away unit
- Rockford Fosgate remote at helm and transom
- JL Audio amplifier – up to 1,400 watts
- JL Audio speakers, 1 pair bow, 2 pair cockpit
- Roswell tweeters where equipped (1 pair hardtop JL Audio speakers, if equipped)
- JL Audio subwoofer
- Optional 8" JL Audio tower speakers & amplifier, 1 pair – 400 watts (not available with hardtop or sport top)
- Transom speakers not available on 23SC and 25SC

PLATINUM SOUND

- Rockford Fosgate hide-away unit
- Rockford Fosgate remote at helm and transom
- Roswell amplifier – up to 2,550 watts
- Roswell R1 speakers, 1 pair bow, 2 pair cockpit, 1 pair
- Transom, 1 pair tweeters where equipped (1 pair hardtop Roswell R1 speakers, if equipped)
- Roswell R1 subwoofers, 10" – 2 each (12" on 30SC)
- Speakers are RGB light ready

PLATINUM SOUND W/TOWER

- Platinum sound (see above)
- Roswell amplifier – up to 2,900 watts
- Roswell R1 8" tower speakers, 2 pair – RGB light ready
- Not available with hardtop or sport top

A SERIES

PREMIUM SOUND - STANDARD

- Rockford Fosgate hide-away unit
- Rockford Fosgate remote at helm and transom
- JL Audio amplifier – up to 1,200 watts
- JL Audio speakers, 1 pair bow, 2 pair cockpit, 1 pair transom (1 pair hardtop/ coupe top JL Audio speakers, 1 pair cabin speakers if equipped)
- JL Audio subwoofer, 10"

PLATINUM SOUND

- Rockford Fosgate hide-away unit
- Rockford Fosgate remote at helm and transom
- Roswell amplifier – up to 2,800 watts
- Roswell R1 speakers, 1 pair bow, 2 pair cockpit, 1 pair transom, 1 pair tweeters (1 pair hardtop/coupe top, 1 pair cabin speakers Roswell R1 speakers, if equipped)
- Roswell R1 subwoofers, 10" – 2 each
- Speakers are RGB light ready



Note: All tower speakers are available in either white or black finish. RGB accent light option required to activate Roswell RGB speaker lighting.

Arches, Tops and Covers



Model 30SC with the stainless steel / aluminum arch and hard top featuring the color-accented headliner.

Cobalt's selection of premium arches, tops and covers not only protect from the elements, they offer next level styling and great looks to your new boat. Arches range from aluminum tube construction with canvas biminis that easily fold down for trailering and storage, to solid structures featuring stainless steel accents and canvas sunshades or elegant hardtops.

Color-matched and custom-tailored, Cobalt bimini tops, sunshades and tonneau covers are made of

a premium acrylic marine canvas. This material is extremely strong and fade-resistant, with superior water resistance. Yet it breathes, resisting rot and mildew.

Bimini tops setup rock solid with Cobalt's easily adjustable stainless steel turn-buckle supports. Rigidity simply not found with the use of fabric straps.



Stainless Steel / Aluminum Arch with Hardtop and SureShade



Available in black or white on models R30 and 30SC. SureShade is available in a manual pull-out or electrically deployable version.

Stainless Steel Arch with Hardtop and Electric SureShade



This top with an electrically deployable SureShade is standard equipment on model R35. A color-accented headliner is optional.

Sport Tower with Pull-Out Sunshade



A permanent rigid structure with a stretched canvas top covering, and the extendable sunshade aft. Available for models 23SC and 25SC.

Arches, Tops and Covers

Folding Aluminum Arch with Bimini Top



Available as an option in black or white on models 200S, 220s, R3, R5, R7, 235C and 255C. Electrically actuated or gas-assist manual folding versions.

Folding Aluminum Arch with Bimini Top (CS models)



Available as an option in black or white on models CS22 and CS23. Standard equipment on the CS23 Surf model. Gas-assist manual folding version only.

Folding Aluminum Arch with Rotating Sunshade



Folds down while sunshade remains fixed. Available as an option in black or white on models R3, R5, R7, 235C and 255C. Electrically actuated or gas-assist manual folding versions.

Premium Bimini Top, and optional Easy Fold



The optional Easy Fold mechanism allows a stowed bimini to be lower to a trailerable position without disconnecting any hardware.

Stainless Steel / Aluminum Arch with Sunshade



Optionally available in black or white on models R3, R5, R7, R30 and 305C. Standard equipment on R3 Surf, R5 Surf, R7 Surf

Tonneau and Mooring Covers



Provides protection from the elements while allowing interior to breathe. To the left: Bow and Cockpit Tonneau Covers. Above: Mooring Cover.