

PREPUBLICATION COPY



GRADE **k**

# Reader's and Writer's JOURNAL

PEARSON

Glenview, Illinois • Boston, Massachusetts • Chandler, Arizona • Upper Saddle River, New Jersey

**Copyright © 2014 Pearson Education, Inc., or its affiliates.** All Rights Reserved. Printed in the United States of America. This publication is protected by copyright, and permission should be obtained from the publisher prior to any prohibited reproduction, storage in a retrieval system, or transmission in any form or by any means, electronic, mechanical, photocopying, recording, or likewise. The publisher hereby grants permission to reproduce the Reader's and Writer's Journal pages, in part or in whole, for classroom use only, the number not to exceed the number of students in each class. Notice of copyright must appear on all copies. For information regarding permissions, write to Rights Management & Contracts, Pearson Education, Inc., One Lake Street, Upper Saddle River, New Jersey 07458.

Pearson and ReadyGEN are trademarks, in the U.S. and/or other countries, of Pearson Education, Inc., or its affiliates.

Common Core State Standards: © Copyright 2010. National Governors Association Center for Best Practices and Council of Chief State School Officers. All rights reserved.

**PEARSON**

ISBN-13: 978-0-328-78902-3

ISBN-10: 0-328-78902-X

1 2 3 4 5 6 7 8 9 10 V063 17 16 15 14 13

Name \_\_\_\_\_

## **Lesson 1** What did you read?

## **Lesson 2** What did you read?

## **Lesson 3** What did you learn?

Name \_\_\_\_\_

## **Lesson 4** What did you learn?

## **Lesson 5** What questions do you have?

Name \_\_\_\_\_

Draw a picture of each word.

**Lesson 1** country

**Lesson 1** curious

**Lesson 2** spring

**Lesson 2** droops

**Lesson 3** buds

**Lesson 3** swell

Name \_\_\_\_\_

Draw a picture of each word.

**Lesson 3** brook

**Lesson 4** carriage

**Lesson 4** cellars

**Lesson 4** stories

**Lesson 5** shabby

**Lesson 5** shutters

Name \_\_\_\_\_

**Lesson 1** Name the pictures. Circle the verb and color the picture.



dig



ball

**Lesson 2** Name the pictures. Circle the verb and color the picture.



book



read

Name \_\_\_\_\_

**Conventions**

### **Lesson 3** Circle the verbs.

run

tree

sit

cat

### **Lesson 4** Listen to the words. Spell the words.

\_\_\_\_\_  
-----  
\_\_\_\_\_

\_\_\_\_\_  
-----  
\_\_\_\_\_

\_\_\_\_\_  
-----  
\_\_\_\_\_

### **Lesson 5** Write a sentence.

\_\_\_\_\_  
-----  
\_\_\_\_\_  
\_\_\_\_\_  
-----  
\_\_\_\_\_



Name \_\_\_\_\_

**Lesson 1** Write a detail about how the setting changes.

---

---

---

**Lesson 2** Write about what the words and illustrations tell you.

---

---

---

**Lesson 3** Draw a picture of the words. Label them.



---

---

---



---

---

---

Name \_\_\_\_\_

## **Lesson 4** Write your opinion.

---

---

---

---

---

---


---

---

---

---

## **Lesson 5** Draw two pictures. Label them.



---


---

---

---

---

---



**Stop the fan, Pam!**

## **Pam and Dan**



**Pam the ant has a fan.  
She is hot, hot, hot!**

Name \_\_\_\_\_



Pam will fan and fan.  
Pam can fan fast!



The fan is bad for Dan.  
Dan has no cap!  
Dan has no bag!  
Dan has no mat!

Name \_\_\_\_\_

Name \_\_\_\_\_

## **Lesson 6** What did you read?

## **Lesson 7** What did you learn?

## **Lesson 8** What questions do you have?

Name \_\_\_\_\_

## **Lesson 9** What did you read?

## **Lesson 10** What questions do you have?

Name \_\_\_\_\_

Draw a picture of each word.

**Lesson 6** bloom

**Lesson 6** plow

**Lesson 6** blossoms

**Lesson 7** sprouts

**Lesson 7** bouquets

**Lesson 8** ripe

Name \_\_\_\_\_

Draw a picture of each word.

**Lesson 8** frantically

**Lesson 9** crackle

**Lesson 9** slippery

**Lesson 9** snowbank

**Lesson 10** gold

**Lesson 10** silver



Name \_\_\_\_\_

**Lesson 6** Write a sentence.

---

---

---

---

---

---

---

---

**Lesson 7** Write an end mark.

Watch the plants grow

---

---

---

---

---

---

---

---

The girl plants a seed

**Lesson 8** Listen to the words. Spell the words.

<hr/>	<hr/>	<hr/>
<hr/>	<hr/>	<hr/>
<hr/>	<hr/>	<hr/>

Name \_\_\_\_\_

**Conventions**

## Lesson 9 Write a question.

---

---

---

---

---

---

## Lesson 10 Write an end mark.

Where is she going

---

---

What will we do in the city

---

---

---

Name \_\_\_\_\_

## **Lesson 6** Draw a picture. Write a sentence.



---

---

---

## **Lesson 7** Draw a picture. Write a question.



---

---

---

Name \_\_\_\_\_

**Lesson 8** Draw your picture on a separate piece of paper. Write a label.

---

---

---

**Lesson 9** Draw your picture on a separate piece of paper. Write a caption.

---

---

---

**Lesson 10** Write your opinion.

---

---

---




Sal and Sid like little  
and big.

## Little and Big



Sal and Sid like little.  
They have a little cap.  
They have a little top.

Name \_\_\_\_\_



Sid and Sal like big.  
They have a big mat.  
They have a big fan.



They do not have a  
big dog.  
Can Sal and Sid  
get one?

Name \_\_\_\_\_

Name \_\_\_\_\_

## **Lesson 11** What questions do you have?

## **Lesson 12** What did you read?

Name \_\_\_\_\_

## **Lesson 13** What did you learn?



Name \_\_\_\_\_

Draw a picture of each word.

**Lesson 11** gasoline

**Lesson 12** frost

**Lesson 12** harvest

**Lesson 12** flutter

**Lesson 12** peck

Name \_\_\_\_\_

Draw a picture of each word.

**Lesson 13** glance

**Lesson 13** jacked

**Lesson 13** twinkled

**Lesson 13**  
shrivel up

**Lesson 13** twirling

Name \_\_\_\_\_

**Lesson 11** Circle the complete sentence.

1. My chair

Look at that bug!

2. I hope it is red!

red car

Write a sentence.

---

---

---

---

---

---

---

---

Name \_\_\_\_\_

**Conventions**

## **Lesson 12** Write an end mark.

Be careful

This is fun

Write the sentence. Add the end punctuation.

That girl is fast

## **Lesson 13** Listen to the words. Spell the words.

Name \_\_\_\_\_

## **Lesson 11** Write your response.

---

---

---

---

---

---

## **Lesson 12** Write your response.

---

---

---

---

---

---

## **Lesson 13** Write your opinion.

Name \_\_\_\_\_

**Writing**

**Lesson 12** Draw a picture that shows the season you like best. Write to tell why.



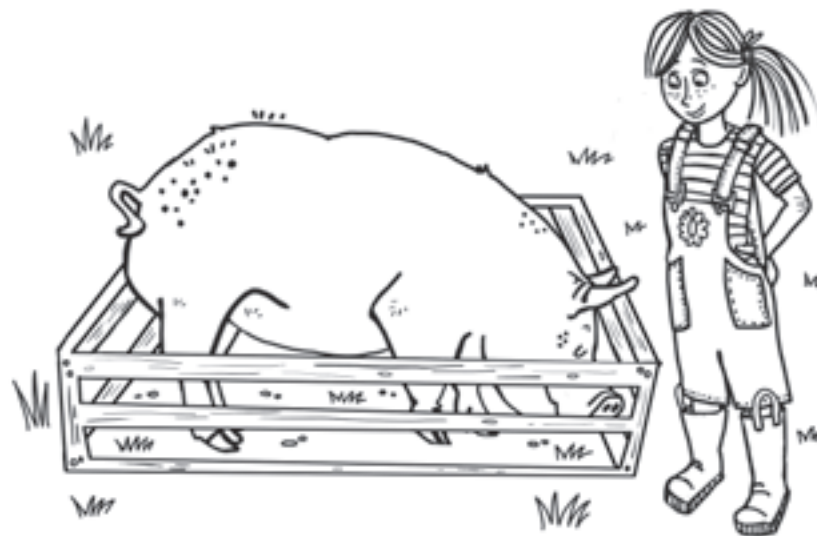
Four sets of horizontal lines for writing, each consisting of a solid top line, a dashed middle line, and a solid bottom line.

Copyright © Pearson Education, Inc., or its affiliates. All Rights Reserved.



Peg and Pam pat  
the pigs.  
Pigs are the best pets.

## **Big Pal and Little Pip**




Peg has a pet pig.  
It is a big pig.

Name \_\_\_\_\_



The big pig is Pal.  
Pal is in the pen.  
Here is a pan, Pal.



Pam has a pet pig.  
It is a little pig.  
The little pig is Pip.  
Pip is in the pen.

Name \_\_\_\_\_



Name \_\_\_\_\_

## **Lesson 1** What did you read?

## **Lesson 2** What did you learn?

## **Lesson 3** What questions do you have?

Name \_\_\_\_\_

## **Lesson 4** What questions do you have?

## **Lesson 5** What did you learn?

Name \_\_\_\_\_

Draw a picture of each word.

**Lesson 1** century

**Lesson 1** graze

**Lesson 1** great-  
grandfather

**Lesson 1** great-  
grandmother

**Lesson 2** proudly

**Lesson 2** acre

Name \_\_\_\_\_

Draw a picture of each word.

**Lesson 3** dozen

**Lesson 3** ample

**Lesson 4** heaps

**Lesson 4** threshes

**Lesson 5** descended

**Lesson 5** breezy

Name \_\_\_\_\_

## Lesson 1

The cat sleeps and \_\_\_\_\_.

## Lesson 2

The dog and \_\_\_\_\_.

## Lesson 3

Listen to the words. Write the words on the lines.

---

---

---

---

---

---

---

---

---

Name \_\_\_\_\_

**Conventions**

## Lesson 4

Add a detail.

I like the bike.

I like the \_\_\_\_\_ bike.

## Lesson 5

Add a detail.

The cat jumps.

The \_\_\_\_\_ cat jumps.

Name \_\_\_\_\_

**Lesson 1** Draw a picture. Write about it.



---

---

---

**Lesson 2** Write your response.

---

---

---

**Lesson 3** Write your question.

---

---

---

Name \_\_\_\_\_

## **Lesson 4** Write your response.

---

---

---

---

---

---

## **Lesson 5** Write your answer.

---

---

---

---

---

---





Can the cat sit and sip?  
Here is milk for the cat.  
The cat can sit and sip.

## **We Can Sit and Sip**



Cam can sit.  
Cam can sip.  
Cam can sip from the cup.

Name \_\_\_\_\_



Ric can sit and sip.  
Get Ric a cup.  
Ric can sip from the cup.



I have a cup.  
I can sit with Cam and Ric.  
I can sip with Ric and Cam.

Name \_\_\_\_\_

Name \_\_\_\_\_

## **Lesson 6** What did you learn?

## **Lesson 7** What questions do you have?

## **Lesson 8** What questions do you have?

Name \_\_\_\_\_

## **Lesson 9** What did you read?

## **Lesson 10** What did you learn?

Name \_\_\_\_\_

Draw a picture of each word.

**Lesson 6** paddle

**Lesson 6** canoe

**Lesson 7** seldom

**Lesson 7** tradition

**Lesson 8** creaky

**Lesson 8** prickly

Name \_\_\_\_\_

Draw a picture of each word.

**Lesson 9** caves

**Lesson 9** fireplace

**Lesson 10** well

**Lesson 10** faucet

Name \_\_\_\_\_

**Lesson 6** Listen to the words. Write the words on the lines.

_____	_____	_____
-----	-----	-----
_____	_____	_____

**Lesson 7** Circle the prepositions. Write a sentence.

The bird flew out the window.      Tim is in his room.

_____
-----
_____
_____
-----
_____

Name \_\_\_\_\_

## **Lesson 8** Circle the prepositions.

I go to school.

I got a letter from my friend.

## **Lesson 9** Circle the prepositions.

The bird hops off the bush.

The plates are on the table.

## **Lesson 10** Circle the prepositions.

I walk by the library.

I play baseball for fun.



Name \_\_\_\_\_

## **Lesson 6** Write your response.

---

---

---

## **Lesson 7** Write a detail.

---

---

---

## **Lesson 8** Draw a picture. Label it.

---

---

---

Name \_\_\_\_\_

## **Lesson 9** Draw a picture. Label it.



---

---

---

## **Lesson 10** Write your opinion.

---

---

---

---

---

---

---



I will sit with Sid.  
I look at Sid and grin.  
I like Sid in the bin.

## **Sid in the Bin**




Look at the bin.  
The bin is not big.  
The bin is little.

Name \_\_\_\_\_



Look at my dog Sid.  
Sid is not big.  
Sid is little.



He can fit in the bin.  
Sit in the bin, Sid.  
Sid is in the bin.

Name \_\_\_\_\_

Name \_\_\_\_\_

## **Lesson 11** What questions do you have?

Name \_\_\_\_\_

## **Lesson 12** What did you learn?

Name \_\_\_\_\_

Draw a picture of each word.

**Lesson 11** forked

**Lesson 11** clanking

**Lesson 11** electric  
mixer

**Lesson 11** electric  
oven

Name \_\_\_\_\_

Draw a picture of each word.

**Lesson 12** haul

**Lesson 12** root cellar

**Lesson 12** nibbled

**Lesson 12** generation



Name \_\_\_\_\_

# Lesson 11

Circle the prepositions. Write a sentence.

I live in a house of bricks.

Ben reads with his sister.

Name \_\_\_\_\_

## Lesson 12

Listen to the words. Write the words on the lines.

\_\_\_\_\_

-----

\_\_\_\_\_

\_\_\_\_\_

-----

\_\_\_\_\_

\_\_\_\_\_

-----

\_\_\_\_\_

Name \_\_\_\_\_

## **Lesson 11** Write your response.

---

---

---

---

---

---

---

---

## **Lesson 12** Write your response. Draw a picture on a separate piece of paper.

---

---

---

---

---

---

---

---

Name \_\_\_\_\_

**Writing**

## **Lesson 12** Name the topic. Write your opinion.

Handwriting practice lines consisting of solid top and bottom lines with a dashed middle line. There are five sets of these lines for writing practice.



They have a big fan.  
It will fit in the big box.  
Help me fit the fan in  
the box.

## **Will It Fit?**



I have a pot.  
Will it fit in the bag?

Name \_\_\_\_\_



The pot is little.  
The bag is big.  
The pot will fit in the bag.



We have a mop.  
Will it fit in the bag?  
It will fit in the big bag.

Name \_\_\_\_\_