

# Book of Appliances & Sinks

 **PAGE 2**

 **PAGE 10**

 **PAGE 18**

 **PAGE 24**  
Your life. Our passion

 **PAGE 26**

 **PAGE 30**

 **PAGE 40**  
COOKING PASSION SINCE 1877

 **PAGE 46**  
Invented for life

 **PAGE 52**

 **PAGE 54**

 **PAGE 58**

 **PAGE 64**

 **PAGE 66**

 **PAGE 72**

**SEPTEMBER to  
DECEMBER 2018**



**BEHIND EVERY GREAT MEAL**

SUBJECT TO REGISTRATION

**BI60F FAN OVEN**



- Electric fan oven
- Variable grill
- Defrost function
- Minute minder timer
- Easy clean enamel

**Stainless Steel or Black**  
Ref: 019200

**BI60FP DELUXE FAN OVEN**



- Electric fan oven
- Variable grill
- Defrost function
- LED clock and programmer
- Easy clean enamel

**Stainless Steel or Black**  
Ref: 019800

**BI60MF MULTIFUNCTION OVEN**



- Electric fan oven, 9 functions
- Variable grill - plus fan grill combination
- Conventional cooking
- Defrost function
- LED clock and programmer
- Easy clean enamel

**Stainless Steel or Black**  
Ref: 021000

**COMBINATION MICROWAVE**

- 900W Microwave Oven
- Five Power Levels
- 1100W Grill
- Convection Oven
- Combination cooking options
- Defrost Function
- Touch Control Operation
- Digital Clock
- Electronic Programmer
- Ten Automatic Programmes
- 25 Litre Capacity
- Child Safety Lock
- H460 W595 D473



**BIMW60**  
Ref: 011880  
Ref: 21480  
**Stainless Steel**

**COMBINATION MICROWAVE**

**Aesthetically identical to the single oven, the built in combination is a perfect match. Producing a superior finish and creating an aspirational design.**

- 900W Microwave oven
- 5 power levels
- Hot Air Fan oven
- 1750w Grill function
- 9 cooking functions
- Fan grill combination
- Large 44 litre capacity
- LED clock
- Autocook programmes
- Defrost by weight and time
- Child safety lock



- Hot Air Fan Oven, Microwave and Grill
- Each operating separately or simultaneously
- Touch Control Operation
- Fully Co-Ordinated steel finish
- Dimensions H454 W594 D550
- BIM60COMW



Ref: 041880  
**Stainless Steel**



SUBJECT TO REGISTRATION



BEHIND EVERY GREAT MEAL

BI60G GAS OVEN



- Conventional gas oven
- Electric grill
- LED clock with minute minder
- Easy clean enamel



Stainless Steel  
Ref: 033000

BI70G GAS OVEN



- Built under double oven
- Gas main oven
- Gas top oven
- Electric grill
- LED clock with minute minder
- Easy clean enamel



Stainless Steel  
Ref: 045000

BI90G GAS OVEN



- Built in double oven
- Gas main oven
- Gas top oven
- Electric grill
- LED clock with minute minder
- Easy clean enamel



Stainless Steel  
Ref: 045001

FM2080 FREESTANDING MICROWAVE

- 800w microwave
- Auto cook programmes
- Defrost function
- LED clock
- 20 litre capacity
- Child safety lock
- Model FM2080

Freestanding, Stainless Steel



- 800w microwave
- Auto cook programmes
- Defrost function
- LED clock
- 20 litre capacity
- Child safety lock
- Model FM2080

Freestanding, Stainless Steel

BI70FP DOUBLE OVEN

- Built under double oven
- Main fan oven
- Conventional top oven
- Variable grill in top cavity
- Defrost function
- LED clock and programmer
- Easy clean enamel



Stainless Steel or Black  
Ref: 035400

BI90MF MULTIFUNCTION OVEN

- Built in double oven
- Main electric fan oven with nine cooking functions
- Fixed rate electric grill
- Fan grill combination
- Defrost setting
- Second conventional oven
- Variable dual grill in top cavity
- Easy clean enamel
- LED clock and programmer



Stainless Steel or Black  
Ref: 035880

FREE Multifunction Upgrade  
MADE IN BRITAIN

UWM60 WALL UNIT MICROWAVE & GRILL

IDEAL SPACE SAVER



- Installation into a 600mm wall unit
- Large 17 litre capacity
- 700w microwave power
- 1000w grill power
- Combination function
- 5 power levels
- 8 automatic cooking programmes
- Defrost function
- LED clock, timer and digital display
- Child safety lock
- Stainless steel interior with glass turntable
- Microwave dimensions are; H382 x W594 x D321

Ref: 013680

Stainless Steel





**BEHIND EVERY GREAT MEAL**

**GDHAWM7KG WASHING MACHINE**

**• 7KG load capacity**

- 1400rpm spin speed
- 16 programmes
- Delay timer
- Variable rinse
- Pre-washing cycle
- Quick wash 30/60/90c
- Economy wash

**• A+++**



Ref: 035880

**LINK+ INDUCTION HOB**



**IHF64T  
60cm**  
Ref: 044400

*Greater flexibility by heating pans of any size, positioned anywhere in the zone*

- Superior, versatile control
- Touch Slider controls
- Dual linkable zones
- **43% faster than a 1.8kw induction**



**LINK+ INDUCTION HOB**



**IHF90T  
90cm**  
Ref: 068400

*Greater flexibility by heating pans of any size, positioned anywhere in the zone*

- Superior, versatile control
- Touch Slider controls
- Boost function, bevelled edge.
- Linkable cooking zones



**INDUCTION HOB**



**IHT60  
7.5kw POWER**  
Ref: 021240

**IHT613  
3.0kw POWER  
13amp PLUG**  
Ref: 021241

- Fast, precise, controllable heat
- Nine power levels
- Touch controls
- IHT60, combined output 7.5kw
- IHT613, output 3.0kw with plug



**INTEGRATED HOOD**

- Three speed levels
- Slider control
- Integral light
- Max extraction 181m3/h
- Noise level 48dB
- Charcoal filter GDF3



Silver

**UIH60S**  
Ref: 006480

**VISOR HOOD**

- Three speed levels
- Slider control
- Integral light
- Max extraction 175m3/h
- Noise level 61dB
- Charcoal filter GDF3



Silver

**60VH**  
Ref: 005640

**CANOPY HOOD**

- Three speed levels
- Slider control
- Integral light
- Max extraction 196m3/h
- Noise level 63Db
- Charcoal filter GDF3




Silver

**UCH60S**  
Ref: 005280

**GLASS SPLASHBACKS**

- Glass splashback
- Self adhesive
- Height 750mm
- Conforms to B6206a



**60CM  
60OSBG**  
Ref: 005880

**70CM  
70OSBG**  
Ref: 007080

**90CM  
90OSBG**  
Ref: 008280

**STEEL SPLASHBACKS**

- Stainless steel
- Height 750mm
- Three widths



**60CM  
SBK60**  
Ref: 004440

**70CM  
SBK70**  
Ref: 005460

**90CM  
SBK90**  
Ref: 005640

**SILVER SHIMMER**

- Glass splashback
- Height 750mm
- Toughened glass
- Self adhesive
- Conforms to B6206a
- **Silver shimmer**



**60cm  
SVS60**  
Ref: 008280



## BEHIND EVERY GREAT MEAL

### GHU60GE GAS HOB



**GHU60GE 60CM**  
Ref: 012600

- Enamel pan supports
- Automatic ignition
- LPGKIT available
- 1.0 -3.0kw burners



**Stainless Steel  
or Black**

### GHU60GC GAS HOB



**CAST PAN SUPPORTS  
GHU60GC 60CM**  
Ref: 014040

- Cast iron pan supports
- Automatic ignition
- LPGKIT available
- 1.0 -3.0kw burners



**Stainless Steel  
or Black**



### GHU70GC GAS HOB



**CAST PAN SUPPORTS  
GHU70GC 70CM**  
Ref: 018720

- Cast iron pan supports
- Central WOK burner
- Automatic ignition
- LPGKIT available
- 1.0 -3.5kw burners



**Stainless Steel  
or Black**



### CERAMIC HOB




**CH60RX**  
Ref: 013800

- Frameless ceramic glass
- Fastlite elements
- Hob hot indicator
- Side rotary controls
- 1.2 - 2.1kw

**Black**

### TOUCH CONTROL HOB



**CH60TCX 60cm**  
Ref: 014040

**CH70TCX 70cm**  
Ref: 023880

- Frameless ceramic glass
- Front touch controls
- Hob hot indicator
- Child safety lock
- 4 zones
- 1.2 - 2.1kw

**Black**

### 77cm TOUCH CONTROL HOB



**CH77TC 77CM**  
Ref: 025800

- Frameless ceramic glass
- Front touch controls
- Hob hot indicator
- Child safety lock
- 5 zones
- 1.2 - 2.1kw

**Black**

### CHIMNEY HOODS

- Three speed fan
- Push button controls
- Two illumination lamps
- Max extraction 314m3/h
- Noise level 63dB
- Charcoal filter NWF1

**UNBRANDED  
EXTRACTION**



**60cm-600CH**  
Ref: 008040

**70cm-700CH**  
Ref: 010200

**90cm-900CH**  
Ref: 010440

**Stainless Steel**



### DESIGNER HOODS

- Curved glass canopy
- Three speed fan
- Push button controls
- 2 x 15w halogen lamps
- Max extraction 328m3/h
- Noise level 62dB
- Charcoal filter NWF1

**UNBRANDED  
EXTRACTION**



**60cm-600DES**  
Ref: 011880

**70cm-700DES**  
Ref: 013080

**90cm-900DES**  
Ref: 013800

**Stainless Steel**



### CHIMNEY HOODS

- Three speed fan
- Push button controls
- Two illumination lamps
- Max ext 314m3/h
- Noise 63Db
- Charcoal filter NWF1

**UNBRANDED  
EXTRACTION**



**60cm CHIM60-BK**  
Ref: 008041

**90cm CHIM90-BK**  
Ref: 010441

**Black**



### DESIGNER HOODS

- Curved glass canopy
- Three speed fan
- Push button controls
- 2 x 15w halogen lamps
- Max ext 328m3/h
- Noise 62Db
- Charcoal filter NWF1

**UNBRANDED  
EXTRACTION**



**60cm 600DES-BK**  
Ref: 011881

**70cm 700DES-BK**  
Ref: 013081

**90cm 900DES-BK**  
Ref: 013801

**Black**





## BEHIND EVERY GREAT MEAL

### BULAR LARDER FRIDGE



- Built under integrated cooling
- LED interior light
- 133 litre gross capacity
- Automatic defrost
- Glass safety shelves
- Reversible door
- Adjustable thermostat
- GDHA model, unbranded



**BULAR**  
Ref: 023400

### BUFRZ FREEZER



- Built under integrated cooling
- 4\*\*\*\* freezer
- 107 litre gross capacity
- Translucent freezer drawers
- Reversible door
- Manual defrost
- GDHA model, unbranded



**BUFRZ**  
Ref: 023880

### BTL177



- Built in model
- Height 1770mm
- Glass shelves
- Chrome wine rack
- LED interior light
- Reversible door
- Sliding hinges
- 316L capacity



**BTL177**  
Ref: 038400

### BTFZ177



- Built in model
- Height 1770mm
- 9 compartments
- Fast freeze function
- Manual defrost freezer
- Reversible door
- Sliding hinges
- 217L capacity



**BTFZ177**  
Ref: 039600

## REFRIGERATION VENTING GRILL, MATT SILVER - CODE 01VGMS

### BUILT IN REFRIGERATION



- 70/30 combination cooling
- Automatic defrost fridge
- Three glass shelves
- **LED lighting**
- Frost Free freezer on FFA model
- Manual defrost in static
- **Chrome wine rack**
- Humidity control vegetable box
- 181 litre fridge capacity
- 75 litre freezer capacity
- Mechanical thermostat



**GDHA7030ST  
STATIC**  
Ref: 037800

**GDHA7030FFA  
FROST FREE**  
Ref: 040801



- 50/50 combination cooling
- Automatic defrost fridge
- Three glass shelves
- **LED lighting**
- Frost Free freezer on FFA model
- Manual defrost in static
- **Chrome wine rack**
- Humidity control vegetable box
- 148 litre fridge capacity
- 101 litre freezer capacity
- Mechanical thermostat



**GDHA5050ST  
STATIC**  
Ref: 037801

**GDHA5050FFA  
FROST FREE**  
Ref: 040800





## BEHIND EVERY GREAT MEAL

### IDW450 SLIMLINE DISHWASHER

- 45cm fully integrated
- 6 wash temperatures
- 6 temperature settings
- LED digital display
- 10 place settings
- Economy quick wash
- Half load option
- Delay start timer
- Adjustable upper basket
- Residual heat drying
- Stainless steel interior
- **Low 9 litre water consumption**

ENERGY  
A++

WASH  
A

DRY  
A



Ref: 023880  
Ref: 027480

### WC150 WINE COOLER

- 7 bottle capacity
- Digital temperature 5-22°C
- Interior light
- Reversible door
- Front vent cooling
- 148 x 870 x 525mm
- Stainless steel glass door
- **All Black option**



Ref: 018840

### WC300 WINE COOLER

- 18 bottle capacity
- Digital thermostat 5-22°C
- Interior light
- Digital temperature display
- Reversible door
- Front vent cooling
- 295 x 870 x 568mm
- Stainless steel glass door
- **All Black option**



Ref: 028200

### WC600 WINE COOLER

- 46 bottle capacity
- Digital thermostat 5-22°C
- Two adjustable temperature zones
- Interior light
- Digital temperature display
- Reversible door
- Front vent cooling
- 595 x 870 x 568mm
- Stainless steel glass door
- **All Black option**



Ref: 047040

### IDW604 DISHWASHER

- 60cm fully integrated
- 6 wash temperatures
- 6 temperature settings
- LED digital display
- 14 place settings
- Economy quick wash
- Half load option
- Delay start timer
- Adjustable upper basket
- Residual heat drying
- Stainless steel interior
- **Low 11 litre water consumption**

ENERGY  
A++

WASH  
A

DRY  
A



Ref: 023881  
Ref: 027481



# CookCentre Collection

34 products, 4 fuel options, 3 sizes, 3 colours

## 90cm COOKCENTRE RANGE

- 90cm Range Cooker
- Main fan oven
- Separate grill
- Second tall fan oven
- Slow cook function
- Defrost function
- **Gas hob with 5 burners inc WOK burner**
- **Ceramic hob with 5 zones**
- **Link+ Induction hob with 4 induction Zones plus one warming zone**
- Large touch control programmer
- Dimensions H930 W900 D600

**Available in Professional Steel, Black or Stainless Steel**

90E - Stainless Steel not available



Model shown is Professional Steel

**DUAL FUEL**      **GAS**  
 Ref: 083881    Ref: 083882

**CERAMIC**      **INDUCTION**  
 Ref: 083883    Ref: 095880



## COOKCENTRE HOOD

### PROMOTION

Three speed fan  
Push Button Control  
LED lights



**90cm**  
Ref: 027000

**100cm**  
Ref: 030600

**110cm**  
Ref: 031800



## COOKCENTRE HOOD

### PROMOTION

Three speed fan  
Push Button Control  
LED lights



**90cm**  
Ref: 027000

**100cm**  
Ref: 030600

**110cm**  
Ref: 031800



## 100CM

## COOKCENTRE RANGE

## 110CM



Model shown is Black

**DUAL FUEL**      **GAS**      **CERAMIC**      **INDUCTION**  
 Ref: 101880    Ref: 101881    Ref: 101882    Ref: 119880

- 100cm & 110cm Range Cooker
- Two separate oven cavities
  - Separate grill • Storage compartment
  - Slow cook function • Defrost function
  - **Gas hob with 7 burners inc WOK burner**
  - **Ceramic hob with 5 zones plus warming zone**
    - **Link+ Induction hob with 5 zones**
    - Large touch control programmer
  - Dimensions 100cm - H930 W1000 D600
  - Dimensions 110cm - H930 W1100 D600

**Available in Black, Stainless Steel or Professional Steel**

100DF - Stainless Steel not available



Model shown is Stainless Steel

**DUAL FUEL**      **GAS**      **CERAMIC**      **INDUCTION**  
 Ref: 101883    Ref: 101884    Ref: 101886    Ref: 119881

**FREE DELIVERY TO TRADE PREMISES - HOME DELIVERY - RANGE REF: 007440 AND HOOD REF: 001800  
DELIVERY NORMALLY WITHIN FOUR WEEKS, SUBJECT TO AVAILABILITY**





# Farmhouse Collection

34 products, 4 fuel options, 3 sizes, 3 colours

## 90cm FARMHOUSE RANGE

- 90cm Range Cooker
- Main fan oven
- Separate grill
- Second tall fan oven
- Slow cook function
- Defrost function
- **Gas hob with 5 burners inc WOK burner**
- **Ceramic hob with 5 zones**
- **Link+ Induction hob with 4 induction Zones plus one warming zone**
- Large touch control programmer
- Dimensions H930 W900 D600
- **Cream, Black or Silver**



**DUAL FUEL**      **GAS**  
 Ref: 083884      Ref: 083885

**CERAMIC**      **INDUCTION**  
 Ref: 083886      Ref: 093001



## FARMHOUSE HOOD

### PROMOTION

Three speed fan  
 Push Button Control  
 LED lights



**90cm**      **100cm**      **110cm**  
 Ref: 029520      Ref: 033120      Ref: 034800



## FARMHOUSE HOOD

### PROMOTION

Three speed fan  
 Push Button Control  
 LED lights



**90cm**      **100cm**      **110cm**  
 Ref: 029520      Ref: 033120      Ref: 034800



## 100CM

## FARMHOUSE RANGE

## 110CM



- 100cm & 110cm Range Cooker
- Two separate oven cavities
- Separate grill • Storage compartment
- Slow cook function • Defrost function
- **Gas hob with 7 burners inc WOK burner**
- **Ceramic hob with 5 zones plus warming zone**
- **Link+ Induction hob with 5 zones**
- Large touch control programmer
- Dimensions 100cm - H930 W1000 D600
- Dimensions 100cm - H930 W1100 D600

Available in;  
**Black, Silver or Cream**



**DUAL FUEL**      **GAS**      **CERAMIC**      **INDUCTION**  
 Ref: 093003      Ref: 093004      Ref: 093005      Ref: 119400



**DUAL FUEL**      **GAS**      **CERAMIC**      **INDUCTION**  
 Ref: 093006      Ref: 093007      Ref: 093008      Ref: 119401

**FREE DELIVERY TO TRADE PREMISES - HOME DELIVERY - RANGE REF: 007440 AND HOOD REF: 001800  
 DELIVERY NORMALLY WITHIN FOUR WEEKS, SUBJECT TO AVAILABILITY**

# The New 2018 Built In Collection

**HOB PROMOTION**  
Linked Offer

**STOVES**

Make a statement



**HOB PROMOTION**  
Linked Offer



## SEB602F

**A**  
energy

- › **Equiflow fan oven**
- › Variable electric grill
- › Fan grill combination
- › Defrost function
- › **Slow cook option**
- › Bread proving
- › White LED display
- › Touch control timer
- › Rotary Controls
- › 73 litre gross capacity
- › Easy clean enamel
- › Triple glazed cool door

**Stainless steel or Black**

Ref: 025080



## SEB602MFC

**A**  
energy

- › **Multifunction model**
- › **Fully Touch Control**
- › **Nine oven functions**
- › Equiflow fan oven
- › Variable electric grill
- › Fan grill combination
- › Defrost function
- › Intensive bake
- › White LED display
- › Touch control timer
- › 73 litre gross capacity
- › Easy clean enamel
- › Catalytic oven liners
- › Triple glazed cool door

**Stainless steel or Black**

Ref: 029880



## SEB602TCC

**A**  
energy

- › Multifunction model
- › Fully Touch Control
- › Nine oven functions
- › Equiflow fan oven
- › **Soft close doors**
- › **Telescopic sliders**
- › **Premium blue interior**
- › Variable electric grill
- › Fan grill combination
- › Defrost function
- › White LED display
- › Touch control timer
- › 73 litre gross capacity
- › Easy clean enamel
- › Catalytic oven liners
- › Triple glazed cool door

**Stainless steel or Black**

Ref: 035880



## SEB602PY

**A**  
energy

- › Multifunction model
- › Nine oven functions
- › Equiflow fan oven
- › **Pyrolytic self cleaning**
- › **Soft close doors**
- › **Telescopic sliders**
- › **Premium blue interior**
- › Equiflow fan oven
- › Variable electric grill
- › Fan grill combination
- › Defrost function
- › Intensive bake
- › White LED display
- › Touch control timer
- › Rotary controls
- › 73 litre gross capacity
- › Triple glazed cool door

**Stainless steel or Black**

Ref: 045480



## STBI45COMW

- › **Combination microwave**
- › **1500W Fan oven**
- › **1650W Grill**
- › **1000W microwave**
- › 5 power levels
- › 4 Combination options
- › Defrost function
- › 38 litre capacity
- › 8 cooking functions
- › Programmable timer
- › TFT display
- › Touch control operation
- › Child safety lock
- › H455 W594 D536

Ref: 053880



## STBI45COMW

- › **Combination microwave**
- › **1500W Fan oven**
- › **1650W Grill**
- › **1000W microwave**
- › 5 power levels
- › 4 Combination options
- › Defrost function
- › 38 litre capacity
- › 8 cooking functions
- › Programmable timer
- › TFT display
- › Touch control operation
- › Child safety lock
- › H455 W594 D536

Ref: 053880

# The New 2018 Built In Collection

**HOB PROMOTION**  
Linked Offer

**STOVES**<sup>TM</sup>

Make a statement



**HOB PROMOTION**  
Linked Offer



## STBI900G

- › Built in double oven
  - › Main GAS oven
  - › 69 litre capacity
  - › Telescopic shelves
  - › Top GAS oven
  - › Variable electric grill
  - › 39 litre capacity
  - › White LED display
  - › Easy clean enamel
  - › Cook to off timer
- Stainless steel or Black

Ref: 052800



## STBI900EF

**A**  
energy

- › Built in double oven
  - › Main electric fan oven
  - › Slow cook function
  - › 69 litre capacity
  - › Telescopic shelves
  - › Bluetooth Control
  - › Conventional top oven
  - › Variable electric grill
  - › Slow cook function
  - › 39 litre capacity
  - › White LED display
  - › Programmable timer
  - › Easy clean enamel
- Stainless steel or Black



Ref: 043800



## STBI900MF

**A**  
energy

- › Built in Multifunction double oven
  - › Main electric fan oven
  - › Variable electric grill
  - › Fan grill combination option
  - › Defrost function
  - › Bluetooth Control
  - › Telescopic shelves
  - › 69 litre capacity - 30 top, 39 main oven
  - › Conventional top oven
  - › Variable electric grill
  - › Slow cook function
  - › White LED display
  - › Programmable timer
  - › Easy clean enamel
  - › Two Soft Close Doors
- Stainless steel or Black



Ref: 045600

## BLUETOOTH CONNECTED ZEUS OVEN TIMER

CONTROL AND  
ADJUST COOKING  
TIMES VIA THE APP

Zeus™ is a downloadable app that allows you to connect your smart device to your compatible Stoves oven via Bluetooth® and operate your oven from the comfort of your sofa.

AVAILABLE ON STOVES 90CM  
ELECTRIC OVENS ONLY



APP AVAILABLE ON APPLE IOS  
AND ANDROID APP STORES.



SEARCH FOR "ZEUS  
APPLIANCE CONTROL"



The Bluetooth® word mark and logos are registered trademarks owned by the Bluetooth SIG, Inc. and any use of such marks by Glen Dimplex Home Appliances Ltd. is under license. Other trademarks and trade names are those of their respective owners.



# STOVES<sup>TM</sup>

Make a statement



## SGB600PS GAS



- Conventional gas oven
- Fixed rate grill
- Programmable oven timer
- LED clock
- Telescopic shelves
- **Stainless steel or Black**

Ref: 042000

## SGB700PS GAS



- Built Under Double
- Two Gas ovens
- Electric grill
- Programmable Oven timer
- LED Clock
- Telescopic Shelves
- **Stainless steel or Black**

Ref: 049801



## SEB700FPS



- Built Under Double Oven
- Fanned main oven
- Conventional top oven
- Variable electric grill
- Programmable oven timer
- LED clock
- **Stainless steel or Black**



Ref: 040200



## HOB TO HOOD TECHNOLOGY

The extractor and lighting automatically operate when hob is activated



### STH2HBHIT601

- 60cm Induction hob
- **Link+ flexibility**
- Automatic zone detection
- **Dual bridge function**
- Slider touch control
- 9 power levels

Ref: 049800



### STH2HHDCN601

- 60cm flat cooker hood
- **800m<sup>3</sup>/h extraction rate**
- 4 fan speed
- Boost function
- **Full touch control**
- 2 x 1.5w LED lights
- 150mm ducting



Ref: 040800



Make a statement



### 60cm GAS HOB



- Cast iron pan supports
- Automatic ignition
- Flame safety device
- LPGKIT available
- **Stainless steel or Black**

**SGH600C**  
 Ref: 006840  
 Ref: 013800



### 70cm GAS HOB



- Cast iron pan supports
- Automatic ignition
- Flame safety device
- LPGKIT available
- **Stainless steel or Black**

**SGH700C**  
 Ref: 009840  
 Ref: 019800



### TOUCH CONTROL CERAMIC HOB



- 60cm Frameless ceramic glass
- **Touch control**
- Nine power levels
- Hot hob indicator
- Child safety lock
- Timer function

**SEH600TC**  
 Ref: 008040  
 Ref: 016200



### TOUCH CONTROL CERAMIC HOB




- 70cm Frameless ceramic glass
- **Touch control**
- Nine power levels
- Hot hob indicator
- Child safety lock
- Timer function

**SEH700TC**  
 Ref: 011400  
 Ref: 022801



### INDUCTION HOB



- **7.4kw Power**
- 60cm frameless induction hob
- **Touch control**
- Auto pan recognition
- Nine power levels
- Power boost
- Hot hob indicator
- Child safety lock
- Timer for all four zones

**SIH600TC**  
 Ref: 010440  
 Ref: 021000



### INDUCTION HOB



- **2.8kw Power 13amp connection**
- 60cm frameless induction hob
- **Touch control**
- Auto pan recognition
- Nine power levels
- Power boost
- Hot hob indicator
- Child safety lock
- Timer for all four zones

**SIH600T13**  
 Ref: 010441  
 Ref: 021001



### 60cm LINK+ INDUCTION HOB



- *Greater flexibility by heating pans of any size, positioned anywhere in the zone*
- Digital touch slider controls
- Automatic zone detection
- Dual bridge function
- Digital timer
- 10 power levels
- Child safety lock

**SIH604T**  
 Ref: 047400



### 90cm LINK+ INDUCTION HOB



- *Greater flexibility by heating pans of any size, positioned anywhere in the zone*
- Digital touch slider controls
- Automatic zone detection
- Dual bridge function
- Digital timer
- 10 power levels
- Child safety lock

**SIH906T**  
 Ref: 069001



**HIGH  
SPECIFICATION  
PRODUCTS**

**STOVES**<sup>TM</sup>

Make a statement



SUBJECT TO REGISTRATION

**STBULAR STOVES LARDER FRIDGE**



- Built Under Integrated cooling
- Chrome edged glass shelves
- Chrome wine rack
- LED Interior light
- Automatic Defrost
- 136L Gross Capacity
- Adjustable thermostat



**STBULAR**  
Ref: 024600

**STBUFRZ STOVES FREEZER**



- Built Under Integrated cooling
- 4 \*\*\*\* Freezer
- Fast Freeze function
- Transparent clear drawers
- Manual Defrost
- 107L Gross Capacity
- Adjustable thermostat



**STBUFRZ**  
Ref: 025800

**STOVES TALL LARDER FRIDGE**



- **Premium model**
- Height 177mm
- **LED lighting**
- Chrome trim glass shelves
- Chrome wine rack included
- Digital thermostat
- Sliding hinges
- Reversible door
- 303L capacity
- Fully integrated



**STTL177**  
Ref: 037200

**STOVES TALL FREEZER**



- **Premium model**
- Height 177mm
- **FROST FREE model**
- Fast freeze drawer
- Seven freezer drawers
- Digital thermostat
- Sliding hinges
- Reversible door
- 221L capacity
- Fully integrated



**STFZ177**  
Ref: 040800

**REFRIGERATION VENTILATION GRILL, MATT SILVER - CODE 01VGMS**

**STOVES 5050 FROST FREE**



- **Premium model**
- 50/50 combination cooling
- **LED lighting**
- Chrome trim glass shelves
- Chrome wine rack
- Three freezer drawers
- One freezer flap
- Sliding hinges
- Reversible door
- 148L fridge capacity
- 101L freezer capacity
- Mechanical thermostat
- Fully integrated



**ST5050FF**  
Ref: 041400

**STOVES 7030 FROST FREE**



- **Premium model**
- 70/30 combination cooling
- **LED lighting**
- Chrome trim glass shelves
- Chrome wine rack
- Two freezer drawers
- One freezer flap
- Sliding hinges
- Reversible door
- 181L fridge capacity
- 75L freezer capacity
- Mechanical thermostat
- Fully integrated



WARRANTY

**ST7030FF**  
Ref: 041401



Make a statement



SUBJECT TO REGISTRATION

## STWM8KG WASHING MACHINE

### • 8KG LOAD CAPACITY

- 1400rpm spin speed
- 16 programmes
- Delay timer
- Variable rinse
- Pre-washing cycle
- Quick wash 30/60/90c
- Economy wash



STWM8KG

Ref: 039000



Make a statement

## STWD8614 WASHER DRYER

### • 8KG LOAD CAPACITY

### • 6KG DRYING CYCLE

- 1400rpm spin speed
- 16 programmes
- Quick Wash option, 15 minutes
- Delay timer and Pause option
- Variable rinse
- Child safety lock
- **MyCycle - Memory function**



STWD8614

Ref: 047880



Make a statement

## S450DW SLIMLINE DISHWASHER

### LOW 9 LITRE WATER CONSUMPTION

- 45cm fully integrated
- 6 wash programmes including:
  - normal wash
  - rinse and hold
  - intensive wash
  - economy wash
  - glass/delicate wash
  - rapid/quick wash
  - 6 temperature settings
- Adjustable racking
- Salt and rinse aid indicators
- **9 litre water consumption**
- Delay start function



S450DW

Ref: 025080

Ref: 029880



Make a statement

## S600DW DISHWASHER

### LOW 11 LITRE WATER CONSUMPTION

- 60cm fully integrated
- 6 wash programmes including:
  - normal wash
  - rinse and hold
  - intensive wash
  - economy wash
  - glass/delicate wash
  - rapid/quick wash
  - 6 temperature settings
  - Half load option
- Adjustable racking
- Salt and rinse aid indicators
- **11 litre water consumption**
- Delay start function



S600DW

Ref: 025081

Ref: 029881



Make a statement

**PERFECT PARTNER  
HOOD  
PROMOTION**



**Linked  
Offer**

# Deluxe Range Cooker Collection 2018

**STOVES**<sup>TM</sup>

Make a statement

**PERFECT PARTNER  
HOOD  
PROMOTION**



**Linked  
Offer**

## RICHMOND DELUXE 90CM



- Multifunction main oven with 11 settings
- Maxi-Grill™ & Conventional top oven
- Tall Equiflow™ fan oven
- Quad Oven™ with Proflex™ Splitter
- Zeus™ Bluetooth® Connected Timer
- Steam & Infuse™
- Pro-Trac™ Telescopic Sliders

ENERGY  
A/A



### Hob options

- DF 5 burner gas hob with 4kW PowerWok™
- GTG 5 burner gas-through-glass hob with 5kW PowerWok Plus™
- Ind 5 zone induction hob with touch control and ten power settings
- **Black or Classic Cream**

90 DUAL FUEL  
Ref: 161400

90 GAS THROUGH GLASS  
Ref: 178200

90 INDUCTION  
Ref: 186600

### Proflex™ Splitter



### Gas Through Glass



### Steam & Infuse™



## RICHMOND 100cm & 110cm RANGE



- Multifunction main oven with 11 settings
- Maxi-Grill™ & Conventional top oven
- Electric Equiflow™ fan oven
- Electric slow cooker
- Zeus™ Bluetooth® Connected Timer
- Steam & Infuse™
- Pro-Trac™ Telescopic Sliders

ENERGY  
A/A



### Hob options

- DF 7 burner gas hob with 4kW PowerWok™
- GTG 6 burner gas-through-glass hob with two 5kW PowerWok Plus™
- Ind 5 zone induction hob with touch control and ten power settings
- **Black or Classic Cream**

100 DUAL FUEL  
Ref: 169800

100 GAS THROUGH GLASS  
Ref: 186600

100 INDUCTION  
Ref: 204000

110 DUAL FUEL  
Ref: 178200

110 GAS THROUGH GLASS  
Ref: 195600

110 INDUCTION  
Ref: 212400

**FREE DELIVERY TO TRADE PREMISES - HOME DELIVERY - RANGE REF: 007470 AND HOOD REF: 001800  
DELIVERY NORMALLY WITHIN FOUR WEEKS, SUBJECT TO AVAILABILITY**



**PERFECT PARTNER  
HOOD  
PROMOTION**



**Linked  
Offer**

# Deluxe Range Cooker Collection 2018

**STOVES**<sup>TM</sup>

Make a statement

**PERFECT PARTNER  
HOOD  
PROMOTION**



**Linked  
Offer**

## STERLING 90cm RANGE



- Multifunction main oven with 11 settings
- Maxi-Grill™ & Conventional top oven
- Tall Equiflow™ fan oven
- Quad Oven™ with Proflex™ Splitter
- Zeus™ Bluetooth® Connected Timer
- Steam & Infuse™
- Pro-Trac™ Telescopic Sliders

ENERGY  
A/A



### Hob options

- DF 5 burner gas hob with 4kW PowerWok™
- GTG 5 burner gas-through-glass hob with 5kW PowerWok Plus™
- Ind 5 zone induction hob with touch control and ten power settings

### • Black or Classic Cream

**90 DUAL FUEL**  
Ref: 161401

**90 GAS THROUGH GLASS**  
Ref: 178201

**90 INDUCTION**  
Ref: 186601



**Quad Oven**



**Zeus™ Bluetooth®**



**4KW PowerWok™**



## STERLING 100cm & 110cm RANGE



- Multifunction main oven with 11 settings
- Maxi-Grill™ & Conventional top oven
- Electric Equiflow™ fan oven
- Electric slow cooker
- Zeus™ Bluetooth® Connected Timer
- Steam & Infuse™
- Pro-Trac™ Telescopic Sliders

ENERGY  
A/A



### Hob options

- DF 7 burner gas hob with 4kW PowerWok™
- GTG 6 burner gas-through-glass hob with two 5kW PowerWok Plus™
- Ind 5 zone induction hob with touch control and ten power settings

### • Black or Classic Cream

**100 DUAL FUEL**  
Ref: 169801

**100 GAS THROUGH GLASS**  
Ref: 186601

**100 INDUCTION**  
Ref: 204001




**110 DUAL FUEL**  
Ref: 178201

**110 GAS THROUGH GLASS**  
Ref: 195601

**110 INDUCTION**  
Ref: 212401

**FREE DELIVERY TO TRADE PREMISES - HOME DELIVERY - RANGE REF: 007470 AND HOOD REF: 001800  
DELIVERY NORMALLY WITHIN FOUR WEEKS, SUBJECT TO AVAILABILITY**



# newworld™



## NW602V - CONVENTIONAL OVEN

- Conventional electric oven
- Fixed rate circuit grill
- Base heat
- Heat reflective glass
- Bright interior light

**Stainless Steel or Black**



Ref: 011880



## NW602F - FAN OVEN

- Fanned electric oven
- Fixed rate circuit grill
- Fan grill combination
- Intensive bake
- Defrost function
- **Minute minder timer**
- Heat reflective glass
- Bright interior light

**Stainless Steel or Black**



Ref: 015600



## NW602FP FAN OVEN WITH LED

- Fanned electric oven
- Fixed rate circuit grill
- Fan grill combination
- Intensive bake
- Defrost function
- **LED clock**
- **Programmable timer**
- Heat reflective glass
- Bright interior light

**Stainless Steel or Black**



Ref: 017401



## NW602MF MULTIFUNCTION OVEN

- Fanned electric oven
- Fixed rate circuit grill
- Fan grill combination
- Conventional oven
- Intensive bake
- **LED clock**
- **Programmable timer**
- Heat reflective glass
- Bright interior light

**Stainless Steel or Black**



Ref: 019200



newworld™

# the design suite

newworld™

## Combination Microwave



### NW Suite NWS45CM Stainless Steel

- + Combination Microwave oven
- + 900w Microwave power
- + 1750w Grill function
- + Hot air fan convection oven
- + Fan and Grill Combination
- + 5 microwave power levels
- + Large 44 litre capacity
- + 13 Auto Programs
- + Automatic defrost
- + **Retractable controls**
- + LED clock & fully programmable timer
- + Child Safety lock
- + Product height is 450mm

Ref: 042000

Ref: 043800

## Multifunction Fan Oven



### NW Suite NWS60MF Stainless Steel

- + Multifunction oven with 9 functions
- + **Large 70 litre oven cavity**
- + Fan oven with fan grill combination
- + Variable electric grill
- + Conventional oven
- + Defrost function
- + **Retractable controls**
- + LED clock and fully programmable timer
- + Triple glazed door
- + Easy Clean enamel interior

Ref: 021000

Ref: 026400

## Warming Drawer



### UWD14 Stainless Steel

- + Height 140mm
- + 14 litre, touch control
- + 6 temperatures
- + Push/click opening

Ref: 019200



newWORLD™



### NW701G GAS OVEN AND GRILL

- Built under twin cavity cooking
- Conventional gas oven
- Automatic oven ignition
- Gas grill in top cavity
- Heat reflective glass door

**Stainless Steel, or Black**



Ref: 040800

### NW601G GAS OVEN

- Conventional gas oven
- Automatic oven ignition
- Fixed rate electric grill
- Heat reflective glass door

**Stainless Steel, or Black**

Ref: 029400



### NW901G GAS OVEN AND GRILL

- Built in twin cavity cooking
- Conventional gas oven
- Automatic oven ignition
- Gas grill in top cavity
- Heat reflective glass doors

**Stainless Steel, or Black**

Ref: 040801



### NW701DOP DOUBLE OVEN

- Built under electric oven
- **LED clock**
- **Oven programmer**
- Main fan oven
- Conventional top oven
- Dual grill in top cavity
- Defrost function
- Heat reflective glass door



**Stainless Steel, or Black**

Ref: 033000



### NW901DOP DOUBLE OVEN

- Built In electric oven
- **LED clock**
- **Oven programmer**
- Main fan oven
- Conventional top oven
- Variable grill in top cavity
- Defrost function
- Heat reflective glass door



**Stainless Steel, or Black**

Ref: 033001



newWORLD™

## the design suite

newWORLD™

### Combination Microwave



#### NW Suite NWS45CM Black Touch Control

- + Combination Microwave oven
- + 900w Microwave power
- + 1750w Grill function
- + Hot air fan convection oven
- + Fan and Grill Combination
- + 5 microwave power levels
- + Large 44 litre capacity
- + 13 Auto Programs
- + Automatic defrost
- + **Retractable controls**
- + LED clock & fully programmable timer
- + Child Safety lock
- + Product height is 450mm

Ref: 042000  
Ref: 043800

### Multifunction Fan Oven




#### NW Suite NWS60MF Black Touch Control

- + Multifunction oven with 9 functions
- + **Large 70 litre oven cavity**
- + Fan oven with fan grill combination
- + Variable electric grill
- + Conventional oven
- + Defrost function
- + **Retractable controls**
- + LED clock and fully programmable timer
- + Triple glazed door
- + Easy Clean enamel interior

Ref: 021000  
Ref: 026400

### Warming Drawer



#### UWD14 Black

- + Height 140mm
- + 14 litre, touch control
- + 6 temperatures
- + Push/click opening

Ref: 019200

**NWGHU601 60cm GAS HOB**



- Enamel pan supports
- Front rapid burner
- Push button ignition
- LPGKIT available

**Stainless Steel**

Ref: 011400



**NWGHU601 60cm GAS HOB**



- Enamel pan supports
- Front rapid burner
- Push button ignition
- LPGKIT available

**Black**

Ref: 011401



**NWGH701 70cm GAS HOB**



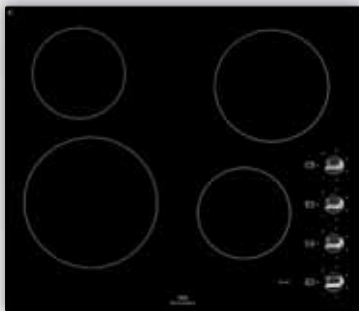
- Cast pan supports
- Central WOK burner
- Push Button ignition
- LPGKIT available

**Stainless Steel or Black**

Ref: 018600



**CERAMIC HOB**



- 60cm Frameless ceramic glass
- Four radiant heat zones
- Metallic rotary controls

**NWCR602 BLACK**  
Ref: 013200

**TOUCH CONTROL HOB**



- Frameless ceramic hob
- Front touch controls
- Four radiant heat zones
- Child safety lock
- Digital power display
- **60cm or 70cm width options**

**NWTC601 GRANITE**  
Ref: 014400

**NWTC701 70cm BLACK**  
Ref: 022800

**LINK+ INDUCTION HOB**



**NWIHF60T**  
Ref: 026040

**NWIHT601**  
Ref: 021240

*IFH60T Link+ Induction Hob Offers greater flexibility by heating pans of any size, positioned anywhere in the zone*  
*IHT601 has four induction zones*

- Touch controls
- Digital display
- Child safety lock

**CHIMNEY HOODS**

- Three speed fan
- Push button controls
- Two illumination lamps
- Max extraction 314m<sup>3</sup>/h
- Noise level 63dB
- Grease filter included
- Charcoal filter NWF1

**Stainless steel**



**UNBRANDED EXTRACTION**

**60cm 600CH**  
Ref: 008040

**70cm 700CH**  
Ref: 010200

**90cm 900CH**  
Ref: 010440

**DESIGNER HOODS**

- Curved glass canopy
- Three speed fan
- Push button controls
- 2 x 15w halogen lamps
- Max extraction 328m<sup>3</sup>/h
- Noise level 62dB
- Grease filter included
- Charcoal filter NWF1

**Stainless steel**



**UNBRANDED EXTRACTION**

**60cm 600DES**  
Ref: 011880

**70cm 700DES**  
Ref: 013080

**90cm 900DES**  
Ref: 013800

**CHIMNEY HOODS**

- Three speed fan
- Push button controls
- Two illumination lamps
- Max ext 314m<sup>3</sup>/h
- Noise 63Db
- Grease filter included
- Charcoal filter NWF1

**Black**



**UNBRANDED EXTRACTION**

**60cm CHIM60-BK**  
Ref: 008041

**90cm CHIM90-BK**  
Ref: 010441

**DESIGNER HOODS**

- Curved glass canopy
- Three speed fan
- Push button controls
- 2 x 15w halogen lamps
- Max ext 328m<sup>3</sup>/h
- Noise 62Db
- Grease filter included
- Charcoal filter NWF1

**Black**



**UNBRANDED EXTRACTION**

**60cm 600DES-BK**  
Ref: 011881

**70cm 700DES-BK**  
Ref: 013081

**90cm 900DES-BK**  
Ref: 013801

**VENTING KITS**

**1m 5" universal venting kit & 3m 5" universal venting kit**  
(Both kits also include converters for 4" and 6")

**WALL UNIT MICROWAVE**



- 17 litre capacity
- 700w microwave
- 1000w grill power
- Combination function
- Auto cook programmes
- Defrost function
- LED clock timer
- H382 W594 D320

**Stainless Steel**

**UWM60**  
Ref: 013680

**BUILT IN MICROWAVE**



- 25 litre capacity
- 900w microwave
- 1000w grill power
- Combination function
- Auto cook programmes
- Defrost function
- LED clock timer
- H460 W595 D412

**Stainless Steel**

**UIM600X**  
Ref: 016440

E137

**GDHAWM7KG WASHING MACHINE**

- **7KG load capacity**
- 1400rpm spin speed
- 16 programmes
- Delay timer
- Variable rinse
- Pre-washing cycle
- Quick wash 30/60/90c
- Economy wash
- **A+++**



Ref: 035880

**INTEGRATED HOOD**

- Three speed options
  - Illumination lamp
  - Slider control
  - Extraction rate 181m3/h
  - Max noise level 48dB
  - Grease filter included
  - Charcoal filter GDF3
- Silver Grey**



**UIH60S**  
Ref: 006480



**CANOPY HOOD**

- Three speed levels
  - Slider control
  - Integral light
  - Max extraction 196m3/h
  - Noise level 63dB
  - Charcoal filter GDF3
- Silver**



**UCH60S**  
Ref: 005280



**SPARKLE**



- High gloss sparkle
- Self adhesive
- Height 750mm
- Tempered glass

**Black or Silver**

**60cm SPSB60**  
Ref: 006600

**70cm SPSB70**  
Ref: 007800

**90cm SPSB90**  
Ref: 009000

**GLASS SPLASHBACKS**

- Glass splashback
- Self adhesive
- Height 750mm
- Conforms to B6206a



**60CM 600SBG**  
Ref: 005880

**70CM 700SBG**  
Ref: 007080

**90CM 900SBG**  
Ref: 008280



**SPLASHBACKS**

- Stainless steel
- Height 750mm
- Three widths

**60CM SBK60**  
Ref: 004440

**70CM SBK70**  
Ref: 005160

**90CM SBK90**  
Ref: 005640



**BULAR LARDER FRIDGE**

- Built under integrated cooling
- 133 litre gross capacity
- Automatic defrost
- Glass Shelves
- Reversible door
- Adjustable thermostat
- LED interior light
- GDHA model, unbranded



**BULAR**  
Ref: 023400

€105

**BUFRZ FREEZER**

- Built under integrated cooling
- 4\*\*\*\* freezer
- 107 litre gross capacity
- Translucent freezer drawers
- Reversible door
- Manual defrost
- GDHA model, unbranded



**BUFRZ**  
Ref: 023880

**BUREF REFRIGERATOR**

- Larder fridge with adjustable glass shelves
- 4\*\*\*\* Ice Box Freezer
- 17 litre capacity for frozen food
- 98 litre capacity for fresh food
- Adjustable thermostat
- Manual defrost
- LED Internal light
- Reversible door
- Fully Integrated
- GDHA model, unbranded



**BUREF**  
Ref: 023401

**GDHA 5050 STATIC**

- 50/50 combination cooling
- Four glass shelves
- **LED lighting**
- Chrome wine rack
- Humidity control vegetable box
- 148 litre fridge capacity
- 101 litre freezer capacity
- Automatic defrost fridge
- Manual defrost freezer
- Mechanical thermostat



**GDHA5050ST**  
Ref: 037800

**GDHA 7030 STATIC**

- 70/30 combination cooling
- Four glass shelves
- **LED lighting**
- Chrome wine rack
- Humidity control vegetable box
- 181 litre fridge capacity
- 75 litre freezer capacity
- Automatic defrost fridge
- Manual defrost freezer
- Mechanical thermostat



**GDHA7030ST**  
Ref: 037801

**REFRIGERATION VENTING GRILL, MATT SILVER - CODE 01VGM5**

**GDHA 5050 FROST FREE**

- 50/50 combination cooling
- **Frost free freezer**
- Three glass shelves
- **LED lighting**
- Chrome wine rack
- Humidity control vegetable box
- 148 litre fridge capacity
- 101 litre freezer capacity
- Automatic defrost fridge
- Mechanical thermostat



**GDHA5050FFA**  
Ref: 040800

**GDHA 7030 FROST FREE**

- 70/30 combination cooling
- **Frost free freezer**
- Three glass shelves
- **LED lighting**
- Chrome wine rack
- Humidity control vegetable box
- 181 litre fridge capacity
- 75 litre freezer capacity
- Automatic defrost fridge
- Mechanical thermostat



**GDHA7030FFA**  
Ref: 040801

**NWDW45 DISHWASHER**

- 45cm fully integrated
- 6 wash programmes
- 6 temperature settings
- 9 place setting
- Economy quick wash
- Delay start function
- Adjustable upper basket
- Pre-rinse option
- Stainless steel interior
- **Low 9 litre water consumption**



Ref: 022201  
Ref: 027001

**WC150 WINE CELLAR**

- 7 bottle capacity
- Digital temperature 5-22°C
- Interior light
- Reversible door
- Front vent cooling
- 148 x 870 x 523mm
- Stainless steel glass door
- **All Black option**



Ref: 011840

**WC300 WINE COOLER**

- 18 bottle capacity
- Digital thermostat 5-22°C
- Interior light
- Digital temperature display
- Reversible door
- Front vent cooling
- 295 x 870 x 570mm
- Stainless steel glass door
- **All Black option**



Ref: 028200

**WC600 WINE COOLER**

- 46 bottle capacity
- Digital thermostat 5-22°C
- Digital temperature display
- Two adjustable temperature zones
- Interior light
- Reversible door
- Front vent cooling
- 595 x 870 x 570mm
- Stainless steel glass door
- **All Black option**



Ref: 047040

**NWDW60 DISHWASHER**

- 60cm fully integrated
- 6 wash programmes
- 6 temperature settings
- 12 place setting
- Economy quick wash
- Half load option
- Delay start function
- Adjustable upper basket
- Pre-rinse option
- Stainless steel interior
- **Low 11 litre water consumption**



Ref: 022200  
Ref: 027000



Your life. Our passion



# Britannia Range Cookers

## Colour options

- S Stainless steel (S)
- K Gloss black (K)
- CR Gloss cream (CR)
- Red Gloss red (Red)

### Delphi 110cm XG



- K
- S
- Red
- CR



**Dual Fuel**  
Ref: 399600  
RC-11XGG-DE

**Induction**  
Ref: 445200  
RC-11XGI-DE

### Delphi 100cm XG



- K
- S
- Red
- CR



**Dual Fuel**  
Ref: 381000  
RC-10XGG-DE

**Induction**  
Ref: 418200  
RC-10XGI-DE

### Delphi 100cm Twin



- K
- S
- Red
- CR



**Dual Fuel**  
Ref: 315600  
RC-10TG-DE

**Induction**  
Ref: 362400  
RC-10TI-DE

### Delphi 90cm Twin



- K
- S
- Red
- CR



**Dual Fuel**  
Ref: 306600  
RC-9TG-DE

**Induction**  
Ref: 352800  
RC-9TI-DE



### Q Line 90cm Twin



- K
- S



**Dual Fuel**  
Ref: 213000  
RC-10TG-QL

**Induction**  
Ref: 269400  
RC-10TI-QL

### Q Line 100cm Twin



- K
- S



**Dual Fuel**  
Ref: 232200  
RC-9TG-QL

**Induction**  
Ref: 278400  
RC-9TI-QL

### Q Line 100cm XG



- K
- S



**Dual Fuel**  
Ref: 250800  
RC-10XGG-QL

**Induction**  
Ref: 323400  
RC-10XGI-QL

### Stanza 90/100cm Twin



- K
- S




**Dual Fuel (90cm)**  
Ref: 171000  
RC-9TG-ST



# Britannia Range Cookers


## Fleet 110cm XG



**Dual Fuel**  
Ref: 399601  
RC-11XGG-FL

**Induction**  
Ref: 445801  
RC-11XGI-FL


## Fleet 100cm XG



**Dual Fuel**  
Ref: 381000  
RC-10XGG-FL

**Induction**  
Ref: 418200  
RC-10XGI-FL


## Fleet 100cm Twin



**Dual Fuel**  
Ref: 315600  
RC-10TG-FL

**Induction**  
Ref: 362400  
RC-10TI-FL

## Fleet 90cm Twin



**Dual Fuel**  
Ref: 306000  
RC-9TG-FL

**Induction**  
Ref: 352800  
RC-9TI-FL

## Brioso Hood



Speed	1	2
Air capacity - m³/h	355	545
Noise level - dbA	45	64

Stainless steel

Gloss black

**90cm**  
Ref: 28200

**100cm**  
Ref: 32280



## Intimo canopy Hood



Speed	1	2	3
Air capacity - m³/h	258	600	700
Noise level - dbA	50	67	70

Stainless steel

**70cm**  
Ref: 027120

## Cooking features



**Quickstart**  
A fast preheat system to kickstart cooking.



**Stainless steel griddle**  
Quick and healthy cooking option.



**Meat probe**  
The perfect roast every time.



**9 function electric oven**  
Packed with innovative features.



**8 function electric oven**  
Packed with innovative features.



**4 function electric oven**  
Versatile cooking options.



**Rotisserie**  
Spit-roasting for succulent results.



**Grill elements in both ovens**  
Perfect for preparing multiple courses.



**Fully automatic programmer**  
Lets you know the moment dinner's ready.



**Adjustable grill**  
Stay in full control of your cooking.



**5kW dual wok burner**  
High power, high performance burner.

## Hob options



Induction



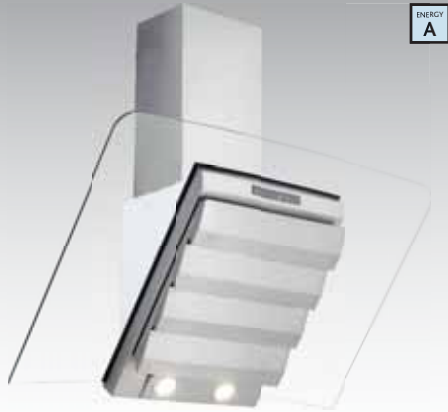
Dual Fuel\*

\*Hotplate may vary by product



## WELCOME TO DESIGNAIR

### 90cm CURVED GLASS



ENERGY A

- **Distinctive design**
- Stainless Steel Centre Feature
- 3 fan speeds
- Touch control
- Two x LED lamps
- **Extraction rate : 620m/3hr**
- Max noise level 68dB
- Filter code 2 x AMFILT2
- Clear glass with steel
- 90cm width
- Available from July

**NEW**

DASSCUR90  
Ref: 027000

### 90cm CURVED GLASS




ENERGY A

- **Distinctive design**
- Stainless Steel Centre Feature
- 3 fan speeds
- Touch control
- Two x LED lamps
- **Extraction rate : 620m/3hr**
- Max noise level 68dB
- Filter code 2 x AMFILT2
- Black glass with steel
- 90cm width
- Available from July

**NEW**

DABKCUR90  
Ref: 027001

### BLACK ANGLED HOOD



ENERGY A

- Two width options, 60cm or 90cm
- 3 fan speeds
- Touch control
- Two x LED lamps
- **Extraction rate : 620m/3hr**
- Max noise level 68dB
- Filter code 2 x AMFILT2
- Black glass with steel chimney
- Available from July

**NEW**

DAH60BK  
Ref: 025800

DAH90BK  
Ref: 027002

### WHITE ANGLED HOOD



ENERGY A

- Two width options, 60cm or 90cm
- 3 fan speeds
- Touch control
- Two x LED lamps
- **Extraction rate : 620m/3hr**
- Max noise level 68dB
- Filter code 2 x AMFILT2
- WHITE glass with steel chimney
- Available from July

**NEW**

DAH60WH  
Ref: 025801

DAH90WH  
Ref: 027003

### ANGLED HOOD



ENERGY B

- Three width options, 60, 70 or 90cm
- 3 fan speeds
- Touch control
- Two x LED lamps
- **Extraction rate : 450m3/h**
- Max noise level 56dB
- Filter code AMFILT1
- White glass with steel chimney
- Available from July

**NEW**

DAUBDHH60WH  
Ref: 015600

DAUBDHH70WH  
Ref: 016800

DAUBDHH90WH  
Ref: 018000

### 75cm CANOPY HOOD



ENERGY D

- **75cm Built under canopy**
- 3 fan speeds
- Slider control
- Two x 50w halogen lights
- **Extraction rate : 372m/3hr**
- Max noise level 70dB
- Filter code CARBFILT2
- Stainless Steel
- Available from July

**NEW**

DACAN75  
Ref: 023400



## WELCOME TO DESIGNAIR

Designair is a brand owned by the CNA Group with its headquarters based in Barcelona. The business was founded in 1947 and since then has been a pioneer in the domestic extraction business.

From its factories in Spain and the Far East the Group currently manufactures 1.9 million hoods per year operating on a global scale.

The UK division of the business is based in Castleford, Yorkshire and it's from here a full after sales and technical service operates to support retailers and consumers alike. We are confident that our customers will be delighted with this new range of hoods all of which are supported by a **2 year labour & 5 year parts warranty**.

### SAVERS

#### CHIMNEY HOOD



ENERGY D

- Available in 60, 70 & 90cm
- Stainless Steel
- 3 Fan Speeds
- **Push Button Control**
- Max noise level is 67dB
- Extraction rate: 480m<sup>3</sup>/hr
- Lighting: 2 x 40 Watt bulbs
- Filter Code: CARBFILT4

DACHIM60SS  
Ref: 005880

DACHIM70SS  
Ref: 007080

DACHIM90SS  
Ref: 008280

#### DOWNDRAFT HOOD



ENERGY D

- 60cm or 90cm extraction
- Stainless steel & black glass
- Touch control operation.
- Blue LED controls
- Four fan speeds
- Two LED lights
- Extraction rate 430m<sup>3</sup>/hr
- Maximum noise level is 87dB
- 60cm filter code ATFILT3
- 90cm filter code ATFILT4

• **Motor included**

DADDCH60BK  
Ref: 045500

DADDCH90BK  
Ref: 049500

### SAVERS

#### CHIMNEY HOOD



ENERGY E

- Available in 60, 70 & 90cm
- Black
- 3 Fan Speeds
- **Push Button Control**
- Max noise level is 67dB
- Extraction rate: 480m<sup>3</sup>/hr
- Lighting: 2 x 40 Watt bulbs
- Filter Code: CARBFILT4

DACHIM60BK  
Ref: 005880

DACHIM70BK  
Ref: 007080

DACHIM90BK  
Ref: 008280

#### INTEGRATED HOOD



ENERGY D

- 60cm only
- Grey
- 3 Fan Speeds
- **Slider Control**
- Max noise level is 65dB
- Extraction rate: 350m<sup>3</sup>/hr
- Lighting: 1 x 40 Watt bulb
- Filter Code: CARBFILT1

DAINT60  
Ref: 005400

#### TELESCOPIC HOOD



ENERGY E

- 60cm only
- Stainless Steel
- 2 Fan Speeds
- **Rocker Control**
- Max noise level is 55dB
- Extraction rate: 400m<sup>3</sup>/hr
- Lighting: 2 x 40 Watt bulbs
- Filter Code: CARBFILT8

DATEL60  
Ref: 009000

#### CANOPY HOOD



ENERGY E

- 56cm only
- Grey
- 2 Fan Speeds
- **Slider Control**
- Max noise level is 44dB
- Extraction rate: 600m<sup>3</sup>/hr
- Lighting: 2 x 40 Watt bulbs
- Filter Code: CARBFILT8

DACAN51  
Ref: 005400

#### FLAT GLASS HOOD




ENERGY E

- Available in 60cm or 70cm
- Stainless Steel and Glass
- 3 Fan Speeds
- **Push Button Control**
- Max noise level is 62dB
- Extraction rate: 480m<sup>3</sup>/hr
- Lighting: 2 x 40 Watt bulbs
- Filter Code: CARBFILT4

DAFG60SS  
Ref: 011400

DAFG70SS  
Ref: 011880

#### CEILING EXTRACTOR



ENERGY A

- 110cm only
- Stainless Steel frame
- Black or White Glass Finish
- 3 Fan Speeds
- **Remote Control Operation**
- Max noise level is 67dB
- Extraction rate: 645m<sup>3</sup>/hr
- Lighting: 4 x LEDS bulbs
- Filter code: ATFILT1

• **Motor included**

DACE1100BK  
Ref: 057000

DACE1100WH  
Ref: 057001

#### BOX HOOD



ENERGY E

- Available in 60, 70 & 90cm
- Stainless Steel & Glass
- 3 Fan Speeds
- **LED Touch Control**
- Max noise level is 62dB
- Extraction rate: 480m<sup>3</sup>/hr
- Lighting: 2 x 50 Watt bulbs
- Filter Code: CARBFILT4

DABOX60SS  
Ref: 014400

DABOX70SS  
Ref: 015600

DABOX90SS  
Ref: 016800

Available is a choice of 5" VENTING KITS - 1 metre, code 15UVK & 3 metre, code 35UVK



## CURVED ANGLED HOOD

DACUR60BK  
Ref: 014040

DACUR70BK  
Ref: 015120

DACUR90BK  
Ref: 016000

- Available in 60, 70 & 90cm
- Black
- 3 Fan Speeds
- **Touch Control**
- Max noise level is 56dB
- Extraction rate: 450m<sup>3</sup>/hr
- Lighting: 2 x 1.5 warm LED lamps
- Filter Code: AMFILT1



## ISLAND HOOD



- 90cm only
- Stainless Steel
- 3 Fan Speeds
- **Push Button Control**
- Max noise level is 70dB
- Extraction rate: 850m<sup>3</sup>/hr
- Lighting: 4 x 50 Watt bulbs
- Filter Code: CARBFILT2

DACGC90SS-ISL  
Ref: 028200

## CURVED GLASS HOOD

DACGC60BK  
Ref: 009000

DACGC70BK  
Ref: 011880

DACGC80BK  
Ref: 011881

DACGC90BK  
Ref: 013080

DACGC60SS  
Ref: 009001

DACGC70SS  
Ref: 011882

DACGC80SS  
Ref: 011883

DACGC90SS  
Ref: 013081

- Available in 60, 70, 80 & 90cm
- Available in Black & Stainless Steel
- 3 Fan Speeds
- **Push Button Control**
- Max noise level is 62dB
- Extraction rate: 480m<sup>3</sup>/hr
- Lighting: 2 x 50 Watt bulbs
- Filter Code: CARBFILT4

Curved splashbacks, steel or black glass 70cm,  
80cm, 90cm...no 60cm option



## BLUE LED CURVED GLASS HOOD



DACGCLED60BK  
Ref: 014400

DACGCLED70BK  
Ref: 016000

DACGCLED90BK  
Ref: 017400

DACGCLED60SS  
Ref: 014401

DACGCLED70SS  
Ref: 016001

DACGCLED90SS  
Ref: 017401

- Available in 60, 70 & 90cm
- Available in Black & Stainless Steel
- 3 Fan Speeds
- **Push Button Control**
- **BLUE LED Illuminated Glass**
- Max noise level is 62dB
- Extraction rate: 480m<sup>3</sup>/hr
- Lighting: 2 x 50 Watt bulbs
- Filter Code: CARBFILT4

Curved splashbacks, steel or black glass 70cm,  
80cm, 90cm...no 60cm option




## DESIGNER ANGLED HOOD

DASLC60BK  
Ref: 017760

DASLC70BK  
Ref: 018840

DASLC90BK  
Ref: 019920

- **Distinctive Design, Horizontal Feature**
- Available in 60, 70 & 90cm
- Black
- 3 Fan Speeds
- **Touch Control**
- Max noise level is 63dB
- **Extraction rate: 650m<sup>3</sup>/hr**
- Lighting: 2 x 1.5 warm LED lamps
- Filter Code: AMFILT2



Available is a choice of 5" VENTING KITS - 1 metre, code 15UVK & 3 metre, code 35UVK



### ANGLED HOOD

DAH-HLC60BK  
Ref: 010680



- 60cm only
- Black
- 3 Fan Speeds
- **Push Button Control**
- Max noise level is 56dB
- Extraction rate: 450m3/hr
- Lighting: 2 x 1.5 warm LED lamps
- Filter Code: AMFILT1



### ANGLED HOOD


DAANG60BK  
Ref: 013440

DAANG70BK  
Ref: 014520

DAANG90BK  
Ref: 015120



- Available in 60, 70 & 90cm
- Black
- 3 Fan Speeds
- **Touch Control**
- Max noise level is 56dB
- Extraction rate: 450m3/hr
- Lighting: 2 x 1.5 warm LED lamps
- Filter Code: AMFILT1



### WHITE LED ANGLED HOOD

DAWHAC60BK  
Ref: 015120

DAWHAC70BK  
Ref: 016200

DAWHAC90BK  
Ref: 017280



- Available in 60, 70 & 90cm
- Black
- 3 Fan Speeds
- **Touch Control**
- **White Square LED's**
- Max noise level is 56dB
- Extraction rate: 450m3/hr
- Lighting: 2 x 1.5 warm LED lamps
- Filter Code: AMFILT1



### BLUE LED ANGLED HOOD


DABLA60BK  
Ref: 015121

DABLA70BK  
Ref: 016201

DABLA90BK  
Ref: 017281



- Available in 60, 70 & 90cm
- Black
- 3 Fan Speeds
- **Touch Control**
- **Blue Background LED's**
- Max noise level is 56dB
- Extraction rate: 450m3/hr
- Lighting: 2 x 1.5 warm LED lamps
- Filter Code: AMFILT1



Available is a choice of 5" VENTING KITS - 1 metre, code 15UVK & 3 metre, code 35UVK



**C2230**  
Fan oven, 4 functions  
Turbo grill & defrost  
Minute minder  
**Steel**  
Ref: 023640



**C2233SS**  
Fan oven, 4 functions  
Turbo grill & defrost  
LED electronic timer  
**Steel**  
Ref: 026160



**C2233BK**  
Fan oven, 4 functions  
Turbo grill & defrost  
LED electronic timer  
**All Black**  
Ref: 026161



**C2236**  
Fan oven, 9 functions  
Turbo grill & defrost function  
LED electronic timer  
**Multifunction options**  
Ref: 028680



**CM120**  
Wall unit microwave with grill  
Height 382mm  
17ltr capacity  
Ref: 015600




**CM123SS**  
Built in Microwave with grill  
Height 460mm, 25ltr capacity  
Stainless steel  
Ref: 015601




**CM123BK**  
Built in Microwave with grill  
Height 460mm, 25ltr capacity  
Black  
Ref: 021120



**CM126**  
Built in combination model  
fan oven, grill & microwave  
Height 460mm 25ltr capacity  
Ref: 020280



**C3245**  
Built in double oven  
Top oven with full grill  
Main oven with defrost  
**8 function options**  
LED electronic timer  
Ref: 046920



**C4245**  
Built under double oven  
Top oven with full grill  
Main oven with defrost  
LED electronic timer  
Ref: 046921



**C3248**  
Built in double oven  
Top oven with full grill  
Main oven also with grill  
**12 Multifunction options**  
LED electronic timer  
Ref: 053040



**The red oven price will apply if selected with a red priced hob on the linked promotion.**



**C2105GM** Ref: 052680  
› Sense fan oven  
› 13 functions  
**Gun Metal**



**C2401GM** Ref: 056280  
› Sense Pyrolytic oven  
› 13 functions  
**Gun Metal**



**CM110GM** Ref: 059880  
› Sense 1000w Microwave  
› Fan oven, grill, defrost  
**Gun Metal**



**WD140GM** Ref: 023880  
› Sense Warming drawer  
› Height 140mm  
**Gun Metal**

# SENSE



MotionHeat+



**C2362** Ref: 034440

**A**  
energy

- › Sense Electric Fan Oven
- › MotionHeat+
- › 8 functions
- › 67ltr capacity
- › Rotary Control with programmable electronic timer
- › A energy
- › 2 sets of full extension telescopic runners included

MotionHeat+



**C2101** Ref: 041880

**A**  
energy

- › Sense Electric Fan Oven
- › MotionHeat+
- › 10 functions
- › 67ltr capacity
- › Touch control
- › A energy
- › 2 sets of full extension telescopic runners included

MotionHeat+



**C2105** Ref: 046920

**A**  
energy

- › Sense Electric Fan Oven
- › **Soft close door**
- › MotionHeat+
- › 13 functions
- › 67ltr capacity
- › Touch control
- › A energy
- › 2 sets of full extension telescopic runners included

MotionHeat+



**C2401** Ref: 049320

**A**  
energy

- › Sense Electric Fan Oven
- › Self cleaning **Pyrolytic**
- › MotionHeat+
- › 13 functions
- › 67ltr capacity
- › Touch control
- › A energy
- › 2 sets of full extension telescopic runners included



**CM108** Ref: 046920

- › Sense Microwave
- › 1000W microwave
- › 10 power levels
- › 40ltr capacity
- › Touch control
- › Auto cooking programmes
- › Auto defrost
- › Programmable timer
- › Child safety lock



**CM110** Ref: 055560

- › Sense combi microwave
- › Fan oven
- › Turbo grill
- › Defrost function
- › 1000W microwave
- › Combination options
- › 10 power levels
- › 40ltr capacity
- › Auto cooking programmes
- › Programmable timer
- › Child safety lock



**SO110** Ref: 049320

**A**  
energy

- › Sense combi steam
- › Steam cooking 40°C - 100°C
- › **Fan oven**
- › **Turbo grill**
- › Grill with steam
- › Fan with steam
- › Defrost function
- › Descale programme
- › 36ltr capacity



**CM465** Ref: 111120

- › Sense coffee machine
- › Fully automatic
- › Multiple coffee choices
- › Two cups simultaneously
- › Coffee grinder
- › Steam nozzle
- › 3 temperature settings
- › 30 auto programmes
- › Milk jug included
- › 1.8ltr water tank
- › Descale programme



**C3371** Ref: 056760


**A/A**  
energy

- › Built in double oven
- › Moptionheat+
- › 12 oven functions
- › Main fan oven
- › Conventional oven
- › Full grill
- › Turbo defrost
- › Top conventional oven
- › Full grill
- › Rotary controls
- › Programmable timer
- › White LED display
- › Total 101 lite capacity
- › 2 pairs of full extension
- › Telescopic runners
- › Black Glass, Steel trim



**WD140BK** Ref: 021000

- › Sense Warming drawer
- › Push pull opening
- › Height 140mm
- › 400w tangential fan
- › Temperature 30°C-75°C
- › Smooth soft close
- › 25kg capacity



**C706G**  
Stainless steel gas hob W 580mm  
Enamelled pan supports  
4 burners  
Flame safety device  
Ref: 012240



**C749G**  
Stainless steel gas hob W 590mm  
Cast iron pan supports  
4 burners  
Flame safety device  
Ref: 017640



**C848G**  
Stainless steel gas hob W 590mm  
Slim edge  
Cast iron pan supports  
4 burners  
Flame safety device  
Ref: 019200



**C767G**  
Stainless steel gas hob W 750mm  
Cast iron pan supports  
5 burners  
Flame safety device  
Ref: 023400



**C744G**  
Black glass gas hob W 580mm  
Cast iron pan supports  
4 burners  
Flame safety device  
Ref: 019680



**C786G**  
Gas on Glass hob, W 584mm  
Cast iron pan supports  
Triple ring burner, 3.6kW  
Stainless steel control panel  
Black glass  
Ref: 024600



**C787G**  
Gas on Glass hob, W 700mm  
Cast iron pan supports  
Triple ring burner, 4.2kW  
Stainless steel control panel  
Black glass  
Ref: 027120



**C789G**  
Gas on Glass hob, W 874mm  
Cast iron pan supports  
Triple ring burner, 4.2kW  
Stainless steel control panel  
Black glass  
Ref: 028320



**C871GBK**  
Gas on Glass hob, W 680mm  
Cast iron pan supports  
Triple ring burner, 3kW  
Bevelled front edge,  
Black glass  
Ref: 023880



**C944G**  
Black glass gas hob W 750mm  
Cast iron pan supports  
5 burners  
Flame safety device  
Ref: 024600



**C759G**  
Black glass and stainless steel  
gas hob W 750mm  
Cast iron pan supports  
5 burners  
Flame safety device  
Ref: 036960



**C769G**  
Black glass and stainless steel  
gas hob W 900mm  
Cast iron pan supports  
5 burners  
Flame safety device  
Ref: 039480



**C1081G**  
Gas on Glass hob, W 1000mm  
Cast iron pan supports  
Triple ring burner, 4kW  
Touch controls  
Black glass  
Ref: 047880



**C995T**  
Modular Tepan plate W 380mm  
Dial control  
Polished aluminium frame  
Ref: 069480



**C1072G**  
Gas hob W1100mm  
Cast iron pan supports  
Triple ring 4.0kW  
Flush mounted or inset  
Flame safety device  
Stainless steel  
Ref: 039481



**C993G**  
Modular gas on glass hob W 380mm  
Black glass  
Cast iron supports  
Polished aluminium frame  
2 burners  
Flame safety device  
Ref: 027120



**DD935BK**  
Induction Downdraft.  
Touch control induction hob  
W780mm, 4 zones  
Bridge function  
Slider control,  
13 power levels  
DOWNDRAFT EXTRACTOR  
Black grille  
4 speed, 655m<sup>3</sup>/h  
Motor included  
B energy  
Ref: 215400



**C996i**  
Induction modular hob  
W380mm  
Touch controls  
Polished aluminium frame  
Ref: 035880






**C605E**  
Electric hob W 580mm  
Sealed plate  
Stainless steel  
Ref: 010200



**C808C**  
Electric ceramic hob W 590mm  
Dial controls  
Frameless  
4 zones  
Ref: 017640



**C815C**  
Electric ceramic hob W 590mm  
Front touch controls  
Frameless  
4 zones  
Ref: 026400



**C840i**  
Induction hob W 590mm  
Touch controls  
Frameless  
4 zones  
**Only 13 amp connection needed**  
Ref: 031560



**C843i**  
Induction hob W 590mm  
Touch controls  
Frameless  
4 zones  
Ref: 031561



**C824C**  
Ceramic hob W 780mm  
Front touch controls  
4 quick heat boosters  
Programmable timer  
Ref: 033240



**C854i**  
Induction hob W 590mm  
Slider touch controls  
Frameless  
4 zones  
4 boosters  
Ref: 036600



**C864i**  
Induction hob W 780mm  
Slider touch controls  
10 power levels  
4 zones, 4 boosters  
99 minute timer  
Ref: 037800



**C856i**  
Induction hob W 590mm  
**Bridgeable zones**  
Slider touch control  
Programmable timer  
4 boosters  
Ref: 046140



**C901i**  
Induction hob W 880mm  
Slider touch controls  
11 power levels  
5 zones, 5 boosters  
99 minute timer  
Ref: 073080



**C876i**  
Induction hob W900mm  
**Bridgeable zones**  
Slider touch controls  
11 power levels  
4 zones, 2 boosters  
Ref: 081000



**C892C**  
Ceramic modular hob  
Touch controls  
Frameless W 288mm  
2 zones  
Ref: 010680



**C994i**  
Induction modular hob  
Touch controls  
Frameless W288mm  
2 zones  
Ref: 015480



**C950i**  
Multi zone induction hob  
Touch controls  
Timer & boosters  
4 individual zones  
Black glass  
Ref: 107880



**C867iW**  
White glass W 780mm  
4 Induction zones  
Touch control  
9 Power levels  
Safety lock  
Ref: 062280



**DD606SS**  
Downdraft hood W 575mm  
Stainless steel  
B to C energy, Low profile  
Electric controls  
Motor required - sold separately  
Recirculation kit CAP27CF  
Ref: 095880



**DD606BK**  
Downdraft hood W 575mm  
Stainless steel and black glass  
B to C energy, Low profile  
Illuminated touch controls  
Motor required - sold separately  
Recirculation kit CAP27CF  
Ref: 093480



**DD903BK**  
Downdraft hood w 845mm  
Stainless steel & black glass  
Energy B - C  
4 speed operation  
Illuminated touch controls  
Motor required-sold separately  
DDMEXT21, 28 & 30 only  
2 x CAP66CF if recirculating  
Ref: 065760



**DD911SS**  
Downdraft hood with light W 875mm  
Stainless steel  
A to C energy, Low profile with bright 14w neon light  
Illuminated touch controls  
Motor required - sold separately  
Recirculation kit CAP43CF  
Ref: 107400



**DD911BK**  
Downdraft hood with light W 875mm  
Stainless steel and black glass  
A to C energy, Low profile with bright 14w neon light  
Illuminated touch controls  
Motor required - sold separately  
Recirculation kit CAP43CF  
Ref: 107401

Downdraft motors sold separately



**CCH600SS**  
 Wall chimney hood W 600mm  
 Stainless steel  
 Push button controls  
 299m<sup>3</sup>/h, D energy  
 Recirculation kit CAP60CF  
 Ref: 009840



**CCH600BK**  
 Wall chimney hood W 600mm  
 Black  
 Push button controls  
 299m<sup>3</sup>/h, D energy  
 Recirculation kit CAP60CF  
 Ref: 009841



**CCH700SS**  
 Wall chimney hood W 700mm  
 Stainless steel  
 Push button controls  
 299m<sup>3</sup>/h, D energy  
 Recirculation kit CAP60CF  
 Ref: 012240



**CCH900SS**  
 Wall chimney hood W 900mm  
 Stainless steel  
 Push button controls  
 299m<sup>3</sup>/h, D energy  
 Recirculation kit CAP60CF  
 Ref: 013080



**CCH900BK**  
 Wall chimney hood W 900mm  
 Black  
 Push button controls  
 299m<sup>3</sup>/h, D energy  
 Recirculation kit CAP60CF  
 Ref: 013081



**BXC611**  
 Wall chimney hood W 600mm  
 Stainless steel  
 Touch control  
 448 m<sup>3</sup>/h, D energy  
 Recirculation kit CAP61CF  
 Ref: 009480



**BXC911**  
 Wall chimney hood W 900mm  
 Stainless steel  
 Touch control  
 571m<sup>3</sup>/h, C energy  
 Recirculation kit CAP61CF  
 Ref: 014280



**BXi911**  
 Island hood W 900mm  
 Stainless steel  
 Touch control  
 605m<sup>3</sup>/h  
 Recirculation kit CAP61CF  
 Ref: 035400



**CGi921**  
 Island hood W 900mm  
 Stainless steel and glass  
 Touch controls  
 617m<sup>3</sup>/h, A energy  
 Recirculation kit CAP61CF  
 Ref: 036960



**ZI922**  
 Island hood, W900mm  
 Illuminated touch controls  
 Three speeds, LED lights  
 587m<sup>3</sup>/h, B energy  
 Stainless steel and glass  
 Recirculation kit CAP61CF  
 Ref: 043080



**FSCH57**  
 Conventional hood W 600mm  
 Stainless steel  
 Push button controls  
 162m<sup>3</sup>/h, E energy  
 Recirculation kit CAP62CF  
 Ref: 006840



**INCH**  
 Integrated hood, W600mm  
 Silver grey, slider control  
 3 speed options, LED lights  
 285 2m<sup>3</sup>/h, C energy  
 Recirculation CAP73CF  
 Ref: 008040



**BUCH**  
 Canopy hood, W520mm  
 Stainless steel, slider control  
 3 speed options, LED lights  
 286 3m<sup>3</sup>/h, C energy  
 Recirculation CAP73CF  
 Ref: 008520



**TSCHE600**  
 Telescopic hood W 600mm  
 Stainless steel / grey  
 Switch controls  
 289m<sup>3</sup>/h, D energy  
 Recirculation kit CAP60CF  
 Ref: 012240



**BU521**  
 Built-under hood W 520mm  
 Stainless steel  
 Push button controls  
 604m<sup>3</sup>/h, B energy  
 Recirculation kit CAP66CF  
 Ref: 031080



**OM600**  
 Black glass, 600mm wide  
 illuminated LED touch controls  
 3 speed options  
 2 x 1.5W LED lights  
 456m<sup>3</sup>/h, C energy  
 Recirculation kit CAP61CF  
 Ref: 013800



**OM900**  
 Black glass, 900mm wide  
 illuminated LED touch controls  
 3 speed options  
 2 x 1.5W LED lights  
 456m<sup>3</sup>/h, C energy  
 Recirculation kit CAP61CF  
 Ref: 016200

**ALL Caple extraction requires 6" venting, this is warranty dependent.**



**CGC611SS**  
Wall chimney hood, W600mm  
Stainless steel and glass  
LED lights,  
456m<sup>3</sup>/h, C energy  
Recirc kit CAP75CF  
Ref: 011880



**CGC611K**  
Wall chimney hood W600mm  
Black and glass  
LED lights,  
456m<sup>3</sup>/h, C energy  
Recirc kit CAP75CF  
Ref: 014280



**CGC711SS**  
Wall chimney hood W700mm  
Stainless steel and glass  
LED lights,  
456m<sup>3</sup>/h, C energy  
Recirc kit CAP75CF  
Ref: 013080



**CGC711BK**  
Wall chimney hood W700mm  
Black and glass  
LED lights,  
456m<sup>3</sup>/h, C energy  
Recirc kit CAP75CF  
Ref: 015480



**CGC911SS**  
Wall chimney hood W900mm  
Stainless steel and glass  
LED lights,  
456m<sup>3</sup>/h, C energy  
Recirc kit CAP75CF  
Ref: 014280

Curved glass splashbacks available to fit CGC hoods in Black or Pewter



**CGC911BK**  
Wall chimney hood W900mm  
Black and glass  
LED lights,  
456m<sup>3</sup>/h, C energy  
Recirc kit CAP75CF  
Ref: 016680



**FGC620**  
Wall chimney hood W 595mm  
Stainless steel and glass  
Illuminated touch controls  
580m<sup>3</sup>/h,  
D energy, filter CAP61CF  
Recirculation kit  
Ref: 016680



**FGC720**  
Wall chimney hood W 695mm  
Stainless steel and glass  
Illuminated touch controls  
580m<sup>3</sup>/h  
D energy, filter CAP61CF  
Recirculation kit  
Ref: 017880



**FGC920**  
Wall chimney hood W 895mm  
Stainless steel and glass  
Illuminated touch controls  
580m<sup>3</sup>/h  
D energy, filter CAP61CF  
Recirculation kit  
Ref: 018600



**ZC622**  
Wall chimney hood, W600mm  
LED touch control  
3 speeds  
570 m<sup>3</sup>/4, B energy  
Stainless steel & black glass  
Recirculation kit CAP61CF  
Ref: 023400



**ZC922**  
Wall chimney hood, W900mm  
LED touch control  
3 speeds  
587 m<sup>3</sup>/4, B energy  
Stainless steel & black glass  
Recirculation kit CAP61CF  
Ref: 027120



**SP612BK**  
Wall chimney hood W 600mm  
Black and black glass  
Illuminated touch controls  
**612m<sup>3</sup>/h, A energy**  
Remote control included  
Recirculation kit CAP61CF  
Ref: 022680



**SP612SS**  
Wall chimney hood W 600mm  
Stainless steel and smoked glass  
Illuminated touch controls  
**612m<sup>3</sup>/h, A energy**  
Remote control included  
Recirculation kit CAP61CF  
Ref: 020280



**SP912BK**  
Wall chimney hood W 900mm  
Black and black glass  
Illuminated touch controls  
**612m<sup>3</sup>/h, A energy**  
Remote control included  
Recirculation kit CAP61CF  
Ref: 023880



**SP912SS**  
Wall chimney hood W 900mm  
Stainless steel and smoked glass  
Illuminated touch controls  
**612m<sup>3</sup>/h, A energy**  
Remote control included  
Recirculation kit CAP61CF  
Ref: 021480



**AS611BK**  
Wall chimney hood  
W 600mm  
Black glass and stainless steel  
Touch controls  
483m<sup>3</sup>/h  
Recirculation kit 2 x CAP55CF  
Ref: 017880



**AS911BK**  
Wall chimney hood  
W 900mm  
Black glass and stainless steel  
Touch controls  
483m<sup>3</sup>/h  
Recirculation kit 2 x CAP55CF  
Ref: 020280



**CE902**  
Ceiling extractor hood  
Stainless steel  
900mm x 440mm  
Energy A++ to B  
Remote control  
Motor required - sold separately  
Ref: 077880



**CE1101**  
Ceiling extractor hood  
Stainless steel  
1100mm x 700mm  
Energy A+ to C  
Remote control  
Motor required - sold separately  
Ref: 098780



**MOT912**  
Wall chimney hood W900mm  
Mechanical automatic opening  
Touch control, 4 speeds  
LED strip light, auto timer  
**757m<sup>3</sup>/h, Energy A+**  
Black glass & stainless steel  
Recirculation CAP52CF  
Ref: 115080

Ceiling extractor hood motors sold separately



**RBL4**  
Built under larder fridge  
Adjustable glass shelves  
Auto defrost  
133 litre capacity  
Ref: 023880



**RBR6**  
Built under larder fridge  
4\*\*\*\* Ice Box  
Adjustable glass shelves  
Auto defrost  
98 + 17 litre capacity  
Ref: 026280



**RBF4**  
Built under freezer  
Transparent drawers  
Manual defrost  
93 litre capacity  
Ref: 025080



**RiL891**  
In-column larder fridge  
Glass shelves  
142L capacity  
H 880mm  
Ref: 028320



**RiF89**  
In-column freezer  
85L capacity  
H 880mm  
Ref: 029640



**RiL124**  
In-column larder fridge  
Glass shelves  
206L capacity  
H 1220mm  
Ref: 038280



**RiF123**  
In-column freezer  
143L capacity  
H 1220mm  
Ref: 039480



**RiL1795**  
Premium model, H 1770mm  
**LED strip lights**  
Steel trim glass shelves  
Electronic controls  
Deluxe interior  
Ref: 052560



**RiF1795**  
**Frost Free** model  
H 1770mm  
197L capacity  
Electronic controls  
8 Freezer compartments  
Ref: 053760



**Ri5500**  
Built in Fridge Freezer  
50/50 split  
Glass shelves  
148/94L capacity  
Height 1770mm  
Ref: 038280



**Ri7300**  
Built in Fridge Freezer  
70/30 split  
Glass shelves  
181/70L capacity  
Height 1770mm  
Ref: 038281



**Ri5505**  
**FROST FREE**  
50/50 split  
**Stainless steel interior trims**  
Glass shelves  
148/86L capacity  
Height 1770mm  
Ref: 049080




**Ri7305**  
**FROST FREE**  
70/30 split  
**Stainless steel interior trims**  
Glass shelves  
180/63L capacity  
Height 1770mm  
Ref: 049800



**W6400**  
In-column wine cabinet  
H 455mm  
A energy  
1 piece stainless steel door  
Single zone 5-18°C  
Ref: 053040



**W6410**  
In-column wine cabinet  
H 455mm, A energy  
Black glass door  
Sense handle  
Single zone 5-18°C  
Ref: 054360



**W6500**  
In-column wine cabinet  
H 886mm, A energy  
1 piece stainless steel door  
Single zone 5-18°C  
Ref: 067920



**W6510**  
In-column wine cabinet  
H 886mm, B energy  
1 piece stainless steel door  
2 zones 5-10°C and 10-18°C  
Ref: 079080



**W6520**  
In-column wine cabinet  
H 886mm, B energy  
Black glass door  
Sense handle  
2 zones 5-10°C and 10-18°C  
Ref: 079081



**W155**  
Under counter wine cabinet  
W 145mm  
B energy  
1 piece stainless steel door  
1 zone 5-18°C  
Ref: 022200



**W154**  
Under counter wine cabinet  
W 145mm  
B energy  
Black glass door  
Sense handle  
1 zone 5-18°C  
Ref: 024120



**Wi3123**  
Under counter wine cabinet  
W 295mm  
B energy  
1 piece stainless steel door  
1 zone 5-18°C  
Ref: 034080



**Wi3124**  
Under counter wine cabinet  
W 295mm, B energy  
Black glass door  
Sense handle  
1 zone 5-18°C  
Ref: 040680



**Wi6140**  
Under counter wine cabinet  
W 595mm  
A energy  
1 piece stainless steel door  
1 zone 5-18°C  
Ref: 053880



**Wi6141**  
Under counter wine cabinet  
W 595mm  
A energy  
Black glass door  
Sense handle  
1 zone 5-18°C  
Ref: 055560



**Wi6133**  
Under counter wine cabinet  
W 595mm  
B energy  
1 piece stainless steel door  
2 zones 5-10°C and 10-18°C  
Ref: 064200



**Wi6134**  
Under counter wine cabinet  
W 595mm  
B energy  
Black glass door  
Sense handle  
2 zones 5-10°C and 10-18°C  
Ref: 067440



**Wi6232**  
Under counter wine cabinet  
W 595mm  
B energy  
1 piece stainless steel door  
2 side-by-side zones 5-18°C  
Ref: 073080



**Wi6233**  
Under counter wine cabinet  
W 595mm  
B energy  
Black glass doors  
Sense handle  
2 side-by-side zones 5-18°C  
Ref: 076680



**CAFF23**  
Side-by-side fridge freezer  
Stainless steel  
374/208L capacity  
W 922mm  
Ref: 101880



**CAFF41**  
French door fridge freezer  
2 freezer drawers  
Stainless steel  
A+ energy class  
362/167L capacity  
W910mm  
Ref: 118680



**CAFF207BK**  
Side by side fridge freezer  
Black, Frost Free model  
Ice and water dispenser  
Enhanced LED lighting  
364/186L capacity W922mm  
Ref: 119880



**CAFF207SS**  
Side by side fridge freezer  
St Steel, Frost Free model  
Ice and water dispenser  
Enhanced LED lighting  
364/186L capacity W922mm  
Ref: 124200



**CAFF45GM**  
4 door fridge freezer  
Touch controls  
Enhanced LED lighting  
Auto defrost fridge 390L  
Adjustable glass shelves  
4\*\*\*\* freezer, 170L  
Frost free  
Super freezer feature  
A+ energy  
GUN METAL  
Ref: 131880



**W6133GM**  
Under counter wine cabinet  
W595mm, B energy  
Two temperature zones  
White 5-10c  
Red 10-18c  
Touch controls  
5 sliding shelves  
LED display  
Vibration free  
Reversible door  
GUN METAL  
Ref: 069000



**W179**  
In-column wine cabinet  
H 1788mm  
B energy class  
1 piece stainless steel door  
3 temperature zones  
Ref: 191400



**W1795**  
In column wine cabinet  
H 1788mm  
B energy class  
Black glass doors  
3 temperature zones  
Ref: 197880





ENERGY <b>A+++</b>	WASH <b>A</b>	DRY <b>A</b>
-----------------------	------------------	-----------------

**D491**  
45cm fully integrated dishwasher  
**Top Cutlery Tray**  
8 programmes  
Economy quick wash  
10 place setting, 42 dB (A)  
**Low 8 litre water consumption**  
LED programme indicators  
24hour delay timer  
Stainless steel interior  
Ref: 044400



**D481**  
Fully integrated dishwasher  
W 450mm  
5 Programmes  
**Energy A++**, Wash A, Dry A  
9 place settings, 49 dB(A)  
Water consumption 9L (eco)  
Ref: 028440



**D631**  
60cm fully integrated  
5 programmes  
\* Normal  
\* Intensive  
\* Economy  
\* 1hour  
\* Rapid  
Easy clean filter  
Water softening system

5 programmes  
5 temperatures  
Max noise level 49dB  
Water consumption 11 litres

Ref: 028441

ENERGY <b>A++</b>	WASH <b>A</b>	DRY <b>A</b>
----------------------	------------------	-----------------



**D641**  
Fully integrated dishwasher  
W 600mm  
7 Programmes  
Energy A++, Wash A, Dry A  
24 hour delay timer  
**Low 10 litre water consumption**  
Ref: 040200



ENERGY <b>A+++</b>	WASH <b>A</b>	DRY <b>A</b>
-----------------------	------------------	-----------------

**D651**  
60cm fully integrated dishwasher  
**Top Cutlery Tray**  
7 programmes  
Economy quick wash  
15 place setting, 40 dB (A)  
**Low 10 litre water consumption**  
LED programme indicators  
24hour delay timer  
Stainless steel interior  
Ref: 055800



Energy  
**A++**

WASH <b>A</b>	SPIN <b>B</b>
------------------	------------------

**WM3000**

Integrated washing machine  
6KG load capacity  
1200rpm spin speed  
16 programmes  
15 minute quick wash  
Delay timer – 24hrs  
Temperature selection  
Child safety lock  
Ref: 036960



Energy  
**A+++**

WASH <b>A</b>	SPIN <b>B</b>
------------------	------------------

**WM3005**

Integrated washing machine  
8KG load capacity  
1400rpm spin speed  
16 programmes  
15 minute quick wash  
Delay timer – 24hrs  
Temperature selection  
Child safety lock  
Ref: 044400



**WD3300**

**8kg load capacity**  
**6kg Drying capacity**

1400rpm spin speed  
16 programmes  
Quick Wash option  
Delay timer and Pause option  
Variable rinse  
Child safety lock

Ref: 047800

ENERGY <b>A</b>	WASH <b>A</b>	DRY <b>A</b>
--------------------	------------------	-----------------



**TD101**

Fully integrated vented tumble dryer  
Energy C  
6kg  
Ref: 023400



**TD111X**

Fully integrated vented tumble dryer  
Sensor dry  
Energy C  
7kg  
Ref: 029640



### B1ACE4H MULTIFUNCTION



- **EV018 N50**
- CircoTherm cooking
- Full Width Grill
- Fan grill combination
- Conventional cooking
- 71 Litre capacity
- White LED Easyclock
- Programmable timer
- EcoClean panels
- Retractable controls

**B1ACE4H STEEL**  
Ref: 043800

**NEW MODEL**



### B2ACH7H PYROLYTIC



- **EV018 N50**
- **Pyrolytic function**
- Fan oven with 8 functions
- CircoTherm cooking
- Full Width Grill
- Fan grill combination
- Conventional cooking
- 71 Litre capacity
- White LED EasyClock
- Programmable timer

**B2ACH7H STEEL**  
Ref: 059400

**NEW MODEL**



### B3ACE4H SLIDE & HIDE



- **EV018 N50**
- **Slide & Hide oven**
- **Fixed handle**
- CircoTherm cooking
- Full Width Grill
- Fan grill combination
- Conventional cooking
- 71 Litre capacity
- White LED Easyclock
- Programmable timer
- EcoClean panels
- Retractable controls

**B3ACE4H STEEL**  
Ref: 063000

**NEW MODEL**



### HLAWD53 BUILT IN MICROWAVE



**NEW MODEL**  
**HLAWD53 STEEL**  
Ref: 035400

- **EV018 N50**
- 383mm Compact oven
- 900w Microwave
- 5 power levels
- Automatic programmes
- Defrost function
- Memory function
- White LED clock
- 25 litre capacity
- 600mm tall housing

### B4ACF1A SLIDE & HIDE



- **EV018 N50**
- **Slide & Hide oven**
- **Rotating Handle**
- CircoTherm cooking
- Full Width Grill
- Fan grill combination
- Conventional cooking
- 71 Litre capacity
- White LED EasyClock
- Programmable timer
- EcoClean panels
- Retractable controls

**B4ACF1A STEEL**  
Ref: 069000

**NEW MODEL**



### C1AMG83 COMBINATION OVEN



**NEW MODEL**  
**C1AMG83 STEEL**  
Ref: 058200

- **EV018 N50**
- 45CM Compact oven
- 900w Microwave
- Hotair fan oven
- Full width grill
- Combination options
- Defrost function
- 15 auto programmes
- White LED EasyClock
- 44 litre capacity
- 600mm tall housing

### B17CR MULTIFUNCTION



- **Premium Collection**
- 12 function oven
- CircoTherm cooking
- Full surface grill
- Defrost setting
- 71 litre capacity
- Automatic programmes
- ClearText TFT display, Shift controls

**B17CR32N1 STEEL**  
Ref: 057600



### B47CR SLIDE & HIDE



- **Premium Collection**
- **Slide & Hide oven**
- 12 function oven
- CircoTherm cooking
- Full surface grill
- Defrost setting
- 71 litre capacity
- Automatic programmes
- ClearText TFT display, Shift controls

**B47CR32NO STEEL**  
Ref: 070200



### B57CR SLIDE & HIDE PYROLYTIC



- **Premium Collection**
- **Slide & Hide oven**
- **Pyrolytic self cleaning oven**
- 12 function oven
- CircoTherm cooking
- Full surface grill
- Defrost setting
- 71 litre capacity
- Automatic programmes
- ClearText TFT display, Shift controls

**B57CR22NO STEEL**  
Ref: 078000



### C17MR COMBINATION MICROWAVE



- **Premium Collection**
- 6 function compact 45cm fan oven
- 1000W microwave power
- CircoTherm fan cooking
- Full surface grill
- Combination cooking
- 14 automatic programmes
- 45 Litre capacity
- ClearText TFT Shift controls

**C17MR02 STEEL**  
Ref: 088800

### C17UR MICROWAVE



- **Premium Collection**
- 900W microwave
- 5 power settings
- Touch controls
- TFT Colour display
- 36 litre capacity
- 7 automatic programmes

**C17UR02NOB STEEL**  
Ref: 062400

### C17DR STEAM OVEN



- **Premium Collection**
- 4 operating functions
- Full steam
- Water tank 1.3 litres
- Automatic moistening
- 38 Litre capacity
- ClearText TFT Shift controls

**C17DR02N STEEL**  
Ref: 081600



### U1ACE2 DOUBLE OVEN



- **EVO18 N50**
- 9 functions
- CircoTherm Main Fan oven
- Full surface grill
- Defrost function
- 71 Litre capacity main oven
- Conventional top oven
- Variable grill
- White LED EasyClock
- Automatic oven programmer
- Retractable controls



**U1ACE2 STEEL**  
Ref: 070200

### U1ACE5 MULTIFUNCTION DOUBLE OVEN



- **EVO18 N50**
- 10 functions
- CircoTherm Main Fan oven
- Full width grill
- Fan grill combination
- Defrost function
- 71 Litre capacity main oven
- Conventional top oven
- Variable grill
- White LED Easyclock
- Automatic oven programmer
- Retractable controls
- Telescopic rails
- EcoClean® interior



**U1ACE5 STEEL**  
Ref: 075000

### J1ACE2H BUILT UNDER DOUBLE OVEN



- **EVO18 N50**
- 10 functions
- CircoTherm main fan oven
- Full surface grill
- Defrost function
- Conventional top oven
- Variable grill
- White LED Easyclock
- Automatic oven programmer
- Retractable controls



**J1ACE2H STEEL**  
Ref: 074400

### J1ACE4H BUILT UNDER DOUBLE OVEN



- **EVO18 N50**
- 11 functions
- CircoTherm main fan oven
- Full width grill
- Fan grill combination
- Defrost function
- Conventional top oven
- Variable grill
- White LED Easyclock
- Automatic oven programmer
- Retractable controls
- EcoClean® Direct



**J1ACE4H STEEL**  
Ref: 079200

### H53W WALL UNIT MICROWAVE



**H53W50N3 STEEL**  
Ref: 028200

- **Classic Collection**
- Installation into 500mm wall unit
- 800w with 5 power levels
- Memory programme

- Defrost option
- Electronic controls
- LED 24 hour clock
- Includes building in kit
- 360mm height

PROMOTIONAL PRODUCT

### HLAWD23N WALL UNIT MICROWAVE



**HLAWD23N STEEL**  
Ref: 030600



- **EVO18 N50**
- Installation into a 600mm wall unit
- 800w Microwave
- 5 power levels
- Automatic programmes
- Defrost function
- 20 litre capacity
- Memory function
- White LED clock
- 380H x 594W x 317D

### C1APG64 COMBINATION OVEN



**C1APG64 STEEL**  
Ref: 078000



- **EVO18 N50**
- **100% Steam function**
- 45CM Compact oven
- 900w Microwave
- Hotair fan oven
- Full width grill
- Combination options
- Defrost function
- 600mm tall housing
- White LED Easyclock

### N17HH10 WARMING DRAWER



- **Premium Collection**
- 14cm high
- Four functions
- Push pull opening

**N17HH10**  
Ref: 039600

### N1AHA01 WARMING DRAWER




- **EVO18 N50**
- 14cm high
- Four functions
- Push Pull opening



**N1AHA01**  
Ref: 029400

### N17HH20 WARMING DRAWER



- **Premium Collection**
- 29cm high
- Four functions
- Push pull opening

**N17HH20**  
Ref: 041400

## SEAMLESS COMBINATION

#### Z11SZ60XO

45cm compact appliance + 14cm warming drawer

Ref: 007200

#### Z11SZ80XO

60cm full size oven + 29cm warming drawer

Ref: 007800

#### Z11SZ90XO

45cm compact appliance + 60cm full size oven

Ref: 011880

Vertical side trims for Premium Collection only



### T26BR56 WOK GAS HOB



- Front wok burner
- Cast iron pan supports
- Automatic ignition
- Stainless Steel



**60cm**  
Ref: 025200

### T26DA49 DELUXE GAS HOB



- Cast iron pan supports
- Front black glass inlay
- **Digital LED display**
- Power level indicator
- Stainless Steel



**60cm**  
Ref: 030000

PROMOTIONAL PRODUCT

### T26CS49 GAS ON GLASS



- Cast iron pan supports
- **Digital LED display**
- Power level indicator
- Black tempered glass base



**60cm**  
Ref: 035400

PROMOTIONAL PRODUCT

### T27DS59 GAS HOB



- Cast iron pan supports
- 4.0kw central wok burner
- Power level indicator
- Stainless Steel or Black



**75cm**  
Ref: 041400

### T27DA69 DELUXE GAS HOB



- Cast iron pan supports
- 5.0kw central wok burner
- Front black glass inlay
- **Digital LED display**
- Power level indicator
- Stainless Steel



**75cm**  
Ref: 044400

PROMOTIONAL PRODUCT

### T27CS59 GAS ON GLASS



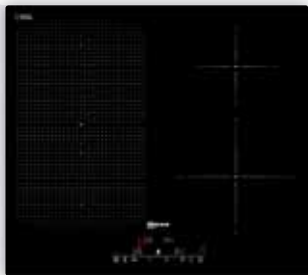
- Cast iron pan supports
- 4.0kw central wok burner
- **Digital LED Display**
- Power level indicator
- Black tempered glass base



**75cm**  
Ref: 049800

PROMOTIONAL PRODUCT

### T56FD50X FLEX-INDUCTION



Greater flexibility, heat pans of any size, anywhere in the zone.

- Touch control
- 17 power levels
- Bevelled edge

**60cm**  
Ref: 078600

### T10B40 TOUCH CONTROL HOB



- Four QuickLight ceramic zones
- Front touch controls
- Heat indicator light
- Child safety lock
- Timer facility

**60cm**  
Ref: 035400

PROMOTIONAL PRODUCT

### T59FT50 FLEX-INDUCTION



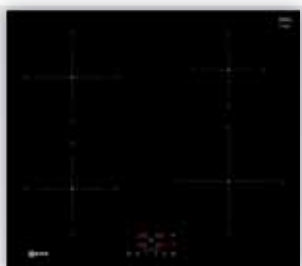
Greater flexibility, heat pans of any size, anywhere in the zone.

- Three induction zones
- 17 power levels
- New TwistPad control

**90cm**  
Ref: 107400

PROMOTIONAL PRODUCT

### T36FB41G INDUCTION HOB



**SUPPLIED WITH 13AMP PLUG**

- Four Induction zones
- Front touch controls
- Heat indicator light
- Child safety lock
- Connected load 2990W

**60cm**  
Ref: 039000

PROMOTIONAL PRODUCT

### T46FD53 INDUCTION HOB



- Four Induction zones
- Front touch controls
- Heat indicator light
- Child safety lock
- Connected load 7200w

**60cm**  
Ref: 063400

PROMOTIONAL PRODUCT

### T48FD23 INDUCTION HOB



- Five Induction zones
- Electronic touch controls
- LED display and timer
- Heat indicator light
- Child safety lock

**80cm**  
Ref: 075600

PROMOTIONAL PRODUCT



COOKING PASSION SINCE 1877



### QFM PYRAMID DESIGN



**NEW MODEL**



**D64QFM1NOB**  
60cm  
Ref: 035400



**D94QFM1NOB**  
90cm  
Ref: 039000

- Slim pyramid design
- Three speed options plus intensive level 610 m3/h
- LED lighting
- Touch Control operation
- Recirculating kit Z51DXU0X0
- Stainless steel

### MTI BLACK ANGLED



**NEW MODEL**



**D951MTINOB**  
60cm  
Ref: 066000

- Sleek Black Angled Glass
- Three speed options plus intensive level 730 m3/h
- LED lighting & dimmer
- Touch Control operation
- **Ambient Lighting**
- **31 colours to illuminate your kitchen**
- Recirculating kit Z51AIT0X0

### PBC CHIMNEY HOOD



**NEW MODEL**



**D62PBCNOB**  
60cm  
Ref: 018000



**D92PBCNOB**  
90cm  
Ref: 023400

- Three speed options
- Extraction capacity 360 m3/h
- LED lighting
- Touch Control operation
- Recirculating kit Z5138X
- Stainless steel

### GBC FLAT GLASS



**NEW MODEL**



**D64GBCNOB**  
60cm  
Ref: 037800



**D94GBCNOB**  
90cm  
Ref: 043800

- Flat glass canopy
- Three speed options
- LED lighting
- Push Button Control
- Extraction capacity 620 m3/h
- Recirculating kit Z51DXU0X0
- Stainless steel

### ABC CURVED GLASS

- Curved glass canopy
- Three speed options
- LED lighting
- Push Button Control
- Extraction capacity 580 m3/h
- Recirculating kit Z51DXU0X0
- Stainless steel



**NEW MODEL**



**D64ABCNOB**  
60cm  
Ref: 033000



**D94ABCNOB**  
90cm  
Ref: 039000

### INTEGRATED HOOD



**NEW MODEL**

**D64MAC1**  
Ref: 015600

- Three speed options
- Two LED lights
- Push button control
- Grease filter
- Extraction capacity 350m3/h
- Recirculating filter Z51MA0X0
- Silver Metallic



### D5625 CANOPY HOOD



**D5625**  
Ref: 009600

- Three speed options
- Two 40w lamps
- Switch control operation
- Metal grease filter
- Silver metallic grey
- Extraction capacity 280m3/h
- Z5154X Charcoal Filter



### INTEGRATED HOOD



**NEW MODEL**

**D61MAC1**  
Ref: 009601

- Three speed options
- Two LED lights
- Push button control
- Grease filter
- Extraction capacity 280m3/h
- Recirculating filter Z51MA0X0
- Silver Metallic





**K4316X7 LARDER FRIDGE**



ENERGY A+

PROMOTIONAL PRODUCT

- Built under cooling
- Adjustable glass shelves
- Automatic defrost
- 142 litre capacity

Ref: 037800

**G4344X7 FREEZER**



ENERGY A+

\*\*\*\*\*

PROMOTIONAL PRODUCT

- Built under freezer
- SuperFreeze function
- Internal temperature gauge
- Three transparent drawers
- 100 litre capacity

Ref: 040200

**K4336X8 FRIDGE WITH ICE BOX**



ENERGY A++

\*\*\*\*\*

- Built under cooling
- 132 ltr total capacity
- Adjustable glass shelves
- Auto defrost fridge

Ref: 046200

**KI5852S30G FRIDGE FREEZER**



- Built in 50/50 Combination
- CircoCool shelving
- Adjustable glass shelves
- Automatic defrost fridge
- LED lights
- Superfreeze function
- Sliding hinge

Ref: 058800

ENERGY A++

PROMOTIONAL PRODUCT

\*\*\*\*\*

**K8524X8 FRIDGE FREEZER**



- 70/30 cooling combination
- CircoCool shelving
- Four adjustable glass shelves
- Automatic defrost fridge
- Fridge capacity 219 litres
- Freezer capacity 63 litres

Ref: 055200

ENERGY A+

PROMOTIONAL PRODUCT

\*\*\*\*\*

**KI5872F30G FRIDGE FREEZER**



- Built in 70/30 Combination
- LowFrost freezer
- Adjustable glass shelves
- Automatic defrost fridge
- LED lights

Ref: 071400

ENERGY A++

\*\*\*\*\*

**KI1813F30G TALL FRIDGE**



- Built in cooling
- Circocool glass shelves
- LED controls
- 319 litre capacity
- Fridge height 177mm

PROMOTIONAL PRODUCT

ENERGY A++

Ref: 087600

**AMERICAN FRIDGE FREEZER**



- Adjustable glass shelves
- NoFrost
- Superfreezing
- SuperCool
- MultiAirflow
- Steel Look models
- Delivery charge

No water dispenser

**KA7902120G**  
Ref: 135000

Plumbed for ice and water

**KA3902120G**  
Ref: 165000

ENERGY A+

**KI1413F3 LARDER FRIDGE**



- Built in cooling
- CircoCool shelving
- Adjustable glass shelves
- Automatic defrost fridge
- 214 litre capacity
- Fridge height 1221mm

ENERGY A++

Ref: 063600

**NEW ... REFRIGERATION VENTILATION GRILL, MATT SILVER - CODE 01VGMS**

### S583C50 SLIMLINE DISHWASHER



- 45cm fully integrated
- Five programmes
- **Red info light \* Key feature**
- Economy quick wash
- Four temperature options
- LED programme indicators
- Height adjustable top basket
- Child safety lock
- 48dB noise level
- Low 9.5 litre water consumption
- Stainless steel interior



NEW MODEL

Ref: 046800

### S513K60 DELUXE DISHWASHER



- 60cm fully integrated
- Six programmes
- **Red info light \* Key feature**
- Economy quick wash
- Four temperature options
- LED programme indicators
- **VarioDrawer \* Key feature**
- Child safety lock
- 48dB noise level
- Low 9.5 litre water consumption
- Black and Polinox interior



Ref: 045000

### S511A50X DISHWASHER

- 60cm fully integrated
- Five programmes including pre-wash
- **Red info light \* Key feature**
- Quick wash 45c
- Intensive 65c
- Economy 50c
- Time Delay
- End cycle indicator
- LED programme indicators
- Push button top controls
- Height adjustable top basket
- 52dB noise level
- Low 14 litre water consumption
- Black and Polinox interior



PROMOTIONAL PRODUCT

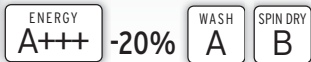
Ref: 027600  
Ref: 033600

### W543BX WASHING MACHINE



- 8KG load capacity
- 1400rpm, spin speed
- **Touch Control Panel**
- Time Delay - 24 hours
- 15 Programme options
- LED drumlight
- BLDC motor - very quiet
- Anti vibration panels
- Fully integrated model

Ref: 065400



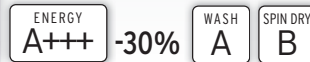
PROMOTIONAL PRODUCT

### W544BX0 WASHING MACHINE



- 8KG load capacity
- 1400rpm, spin speed
- **Touch Control Panel**
- Time Delay - 24 hours
- 15 Programme options
- LED drumlight
- BLDC motor - very quiet
- Anti vibration panels
- Drumlight, load sensor
- Fully integrated model

Ref: 071400



PROMOTIONAL PRODUCT



Remaining wash time is projected onto the floor

### V6320X1GB WASHER DRYER

- Fully integrated machine
- 1400rpm spin speed
- 15 wash programmes
- Express wash option
- LED programme indicators
- Two condenser cycles
- Time delay up to 19 hours
- 6kg wash / 4kg dry



PROMOTIONAL PRODUCT



Ref: 095400



## HBS534 MULTIFUNCTION



**HBS534  
STEEL**  
Ref: 033600

**NEW  
MODEL**



- **Serie 4**
- Fan oven with 7 functions
- Variable grill, fan grill
- Conventional cooking
- Pizza setting
- **71 Litre capacity**
- **Red LED clock**
- Programmable timer
- EcoClean panels

## HBA5570 MULTIFUNCTION



**HBA5570  
STEEL**  
Ref: 044400

**NEW  
MODEL**



- **Serie 6**
- Fan oven with 7 functions
- AutoPilot® 10 programmes
- Variable grill, fan grill
- Conventional cooking
- **71 Litre capacity**
- **White LED clock**
- Programmable timer
- EcoClean programme

## HBS573 PYROLYTIC



**HBS573  
STEEL**  
Ref: 049200

**NEW  
MODEL**



- **Serie 4**
- Pyrolytic self cleaning
- Fan oven with 5 functions
- AutoPilot® 10 programmes
- Variable grill, fan grill
- **71 Litre capacity**
- **Red LED clock**
- Programmable timer
- Retractable controls

## BFL553 BUILT IN MICROWAVE



**BFL553  
STEEL**  
Ref: 034200

**NEW  
MODEL**

- **Serie 4**
- Built in Microwave oven
- 900w with 5 power levels
- Automatic programmer
- Memory function
- Defrost function
- **Red LED clock**
- 600mm tall housing

## CMA585 COMBINATION MICROWAVE



**CMA585  
STEEL**  
Ref: 052800

**NEW  
MODEL**

- **Serie 6**
- 900w 5 power levels
- Hotair fan oven
- Variable grill
- Defrost function
- Fan grill combination
- **White LED clock**
- 15 auto programmes
- 600mm tall housing

## BFL523M WALL UNIT MICROWAVE



**BFL523M  
STEEL**  
Ref: 030000

**NEW  
MODEL**

- **Serie 4**
- 800w with 5 power levels
- Automatic programmes
- Defrost function
- Memory function
- Electronic controls
- **Red LED clock**
- 20 litre capacity
- 382mm height
- 600mm wall unit

## HBG634 MULTIFUNCTION OVEN



- **Serie 8**
- **TFT touch display**
- Fan oven with 13 functions
- Variable grill and fan grill
- Defrost setting
- Conventional cooking
- Electronic clock programmer
- Steel control wheel

**PROMOTIONAL  
PRODUCT**

**HBG634  
STEEL**  
Ref: 055800



## HBG674 PYROLYTIC MULTIFUNCTION



- **Serie 8**
- **TFT touch display**
- **Pyrolytic self cleaning oven**
- Fan oven with 15 functions
- Variable grill & fan grill
- Defrost setting
- Conventional cooking
- Electronic clock programmer
- Steel control wheel

**PROMOTIONAL  
PRODUCT**

**HBG674  
STEEL**  
Ref: 071400



## CMG633 COMBINATION MICROWAVE



- **Serie 8**
- **TFT touch display**
- Multifunction fan oven
- 1000w microwave
- 5 power settings
- Full width grill
- Combination cooking
- Automatic programmer
- Memory function
- Defrost function
- 45 litre capacity
- Steel control wheel
- 600mm tall housing

**PROMOTIONAL  
PRODUCT**

**CMG633  
STEEL**  
Ref: 083400

## CDG634 STEAM OVEN



- **Serie 8**
- **TFT touch display**
- Full Steam cooking
- 4 cooking functions
- Defrost setting
- Automatic programmes
- Automatic moistening
- Automatic boiling point
- Descaling programme
- 38 litre capacity
- 1.3 litre water tank
- Steel control wheel
- 600mm tall housing

**CDG634  
STEEL**  
Ref: 081600



# BOSCH

Invented for life

**2** years  
manufacturer's  
guarantee  
Subject to registration.  
on all Bosch  
appliances

## MBS533 DOUBLE OVEN



- **Serie 4**
- Built in double oven
- Fan assisted main oven
- Full surface grill
- Defrost function
- Conventional top oven
- Variable grill
- 71 Litre capacity main oven
- 8 functions
- **Red LED clock**
- Automatic oven programmer
- Retractable control
- EcoClean® Direct

PROMOTIONAL PRODUCT

**MBS533BB0B**  
**BLACK**  
Ref: 070800

**MBS533BS0B**  
**STEEL**  
Ref: 071400



NEW MODEL

## MBA5350 MULTIFUNCTION DOUBLE



- **Serie 6**
- Multifunction double oven
- AutoPilot® 10 programmes
- Fan assisted main oven
- Full surface grill
- Fan grill combination
- Defrost function
- Conventional top oven
- Variable grill
- 71 Litre capacity main oven
- 9 functions
- White LED clock
- Automatic oven programmer
- Retractable controls
- Telescopic rails
- EcoClean® Direct

PROMOTIONAL PRODUCT

**MBA5350**  
**STEEL**  
Ref: 083400



NEW MODEL

## NBS533 BUILT UNDER DOUBLE OVEN



- **Serie 4**
- Fan assisted main oven
- Full surface grill
- Defrost function
- Conventional top oven
- Variable grill
- 6 oven functions
- **Red LED clock**
- Automatic oven programmer
- Retractable controls
- EcoClean® Direct



NEW MODEL

**NBS533**  
**BLACK**  
Ref: 073200

## NBS533 BUILT UNDER DOUBLE OVEN



- **Serie 4**
- Fan assisted main oven
- Full surface grill
- Defrost function
- Conventional top oven
- Variable grill
- 6 oven functions
- **Red LED clock**
- Automatic oven programmer
- Retractable controls
- EcoClean® Direct

PROMOTIONAL PRODUCT

**NBS533**  
**STEEL**  
Ref: 073800



NEW MODEL

## HRG6769S6B PYROLYTIC & STEAM



**HRG6769S6B**  
Ref: 114600

- **Serie 8 HomeConnect**
- Control via phone or tablet
- TFT colour and graphics display
- Direct touch function
- Multifunction oven
- 15 cooking options
- Pyrolytic & steam cooking

## CMG676BS6B PYROLYTIC MICROWAVE



**CMG676BS6B**  
Ref: 105000

- **Serie 8 HomeConnect**
- Control via phone or tablet
- TFT colour and graphics display
- Direct touch function
- Pyrolytic self-cleaning
- 1000W microwave
- 12 cooking options
- HotAir BoschAssist
- 2800W grill combination
- Fan & grill combination

## CTL636ES6 COFFEE CENTRE



**CTL636ES6**  
Ref: 143400

- **Serie 8 HomeConnect**
- Control via phone or tablet
- TFT colour and graphics display
- Direct touch function
- Fully automatic
- Adjustable temperature
- Adjustable grinder
- Calc-clean function
- Two cup serving
- Simultaneous serving

## BIC630 WARMING DRAWER



PROMOTIONAL PRODUCT

- **Serie 8**
- 14cm high
- Four functions
- Defrost setting
- Push pull opening

**BIC630NS1**  
Ref: 040800

## BID630 WARMING DRAWER



- **Serie 8**
- 29cm high
- Four functions
- Defrost setting
- Push pull opening

**BID630NS1B**  
Ref: 045000



**PBP6B5 GAS HOB**



**STEEL**  
 Ref: 016200

- Cast iron pan supports
- Front high speed burner
- Automatic ignition
- LPG kit included

**PCP6A DELUXE GAS HOB**



**PCP6A6-BK BLACK**  
 Ref: 028800

**PCP6A5-SS STEEL**  
 Ref: 028801

- Cast iron pan supports
- **Precisely defined power levels**
- 7.5kw combined power
- Automatic ignition
- Stainless Steel

**PPP6A6B GAS ON GLASS**



**BLACK**  
 Ref: 040800

- Cast iron pan supports
- **Precisely defined power levels**
- 7.5kw combined power
- Automatic ignition
- Black tempered glass base

**PCQ715B GAS HOB**



**70cm**  
 Ref: 027600

- Cast iron pan supports
- 4.0kW central WOK burner
- Automatic ignition
- Stainless Steel

**PCQ7A5B GAS HOB**



**75cm**  
 Ref: 050400

- Cast iron pan supports
- 4.0kW central wok burner
- **Precisely defined power levels**
- Automatic ignition
- Stainless Steel


**PPQ7A6B GAS ON GLASS**



**75cm**  
 Ref: 054600

- Cast iron pan supports
- 4.0kW central wok burner
- **Precisely defined power levels**
- Automatic ignition
- Black tempered glass base

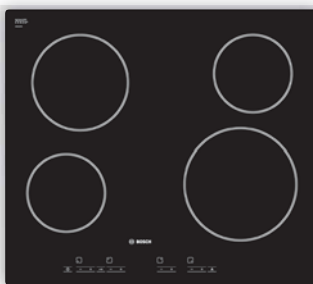
**PKE611C CERAMIC HOB**



**60cm**  
 Ref: 023400

- Black ceramic
- 4 QuickTherm zones
- Black side controls
- Heat indicator light

**PKE611D TOUCH CONTROL HOB**



**60cm**  
 Ref: 034200

- Black ceramic
- 4 QuickTherm zones
- Electronic touch controls
- Heat indicator light
- Safety lock

**PXE651FC1E FLEX INDUCTION HOB**



**60cm**  
 Ref: 067200

- Flexinduction hob
- **Simple DirectSelect**
- 17 power settings
- Intuitive touch controls
- Boost function

**PUE611BF INDUCTION HOB**



**SUPPLIED WITH 13AMP PLUG**



**60cm**  
 Ref: 035400

- Four induction zones
- Electronic touch controls
- Heat indicator light
- Safety lock
- Connection rating 2990 W


**PUE611BB1 INDUCTION HOB**



**60cm**  
 Ref: 047400

- Four induction zones
- Touch controls
- **Simple DirectSelect operation**
- Safety lock
- Heat indicator light
- Connection rating 4600 W

**PIV851 INDUCTION HOB**



**80cm**  
 Ref: 077400

- 5 zone induction model
- Touch Control
- LED displays
- Zone timer
- DirectSelect control
- Quick Start option
- Power Boost function
- Child Safety lock





**BOSCH**  
Invented for life

**2** years  
manufacturer's  
guarantee  
Subject to registration  
on all Bosch  
appliances

**DWGBC FLAT GLASS**



**NEW MODEL**


**60cm**  
**DWG64BC50B**  
Ref: 038400

**90cm**  
**DWG94BC50B**  
Ref: 045600

- Stainless steel hood
- Three speed extraction
- Push button control
- Two x LED lights
- Extraction capacity 340m3/h
- Recirculation kit
- DWZ0DX0U0



**DWKBM ANGLED HOOD**



**NEW MODEL**

**60cm**  
**DWK67BM60B**  
Ref: 047400

**80CM**  
**DWK87BM60B**  
Ref: 051000

- Black Angled glass with Brushed steel
- Three Power levels
- 58dB minimal noise
- TouchSelect Control
- Two LED lights
- 670m3/h extraction
- Recirculation DWZOAK0T0



**DWPBC CHIMNEY HOOD**



**NEW MODEL**



**60cm**  
**DWP64BC50B**  
Ref: 017400



**90cm**  
**DWP94BC50B**  
Ref: 022200

- Stainless Steel hood
- Two width options
- Three speed extraction
- Push button control
- Two x LED lights
- Extraction capacity 360m3/h
- Recirculation kit
- DHZ5275

**DWQDM SLIM PYRAMID**



**NEW MODEL**



**60CM**  
**DWQ66DM50B**  
Ref: 042000



**90CM**  
**DWQ96DM50B**  
Ref: 047400

- Slim Pyramid Design
- Two width options
- Three speed extraction
- Touch control
- Two x LED lights
- Extraction capacity 400 m3/h
- Recirculation kit
- DWZ0DX0U0

**DWABC CURVED GLASS HOOD**

- Stainless steel with curved glass
- Two width options
- Three speed extraction
- Push button control
- Two x LED lights
- Extraction capacity tbc m3/h
- Recirculation kit
- DWZ0DX0U0



**NEW MODEL**



**60cm**  
**DWA64BC50B**  
Ref: 033000



**90cm**  
**DWA94BC50B**  
Ref: 037800

**DFM063W50B TELESCOPIC**



- 60cm telescopic hood
- 2 power levels
- Silver metallic
- Steel fascia panel
- Grease filter included
- DSZ4551 charcoal filter



**BRUSHED STEEL**  
Ref: 015600

**DHE635 INTEGRATED HOOD**



- Integrated extraction
- 3 speed operation
- 40w light
- Grease filter included
- DSZ11AF Charcoal Filter



**SILVER GREY**  
Ref: 009600

**DHL535 CANOPY HOOD**



- Canopy extraction
- 3 speed operation
- 2 x 40w lights
- Grease filter included
- DHZ7304 Charcoal Filter



**SILVER GREY**  
Ref: 009601

**2** years  
manufacturer's guarantee  
 on all Bosch  
Subject to registration  
 appliances



**BOSCH**  
 Invented for life

**KUR15A50 LARDER FRIDGE**



- Built under cooling
- 3 adjustable glass shelves
- Automatic defrost
- 141 litre capacity

ENERGY  
**A+**

PROMOTIONAL  
 PRODUCT

Ref: 038400

**GUD15A50 FREEZER**



- Built under freezer
- 3 solid freezer drawers
- Internal temperature gauge
- Super freeze button
- 98 litre capacity

ENERGY  
**A+**



PROMOTIONAL  
 PRODUCT

Ref: 040800

**KUL15A60 FRIDGE WITH ICEBOX**



- Built under cooling
- Freezer compartment
- 125 litre gross capacity
- Adjustable glass shelves
- Automatic defrost

ENERGY  
**A++**



Ref: 045600

**KIR18V20 FRIDGE**



- Built in fridge
- Adjustable glass shelves
- 151 litre capacity
- Fridge height 87cm

ENERGY  
**A+**

Ref: 038400

**KIR24V20 FRIDGE**



- Built in fridge
- Adjustable glass shelves
- 224 litre capacity
- Fridge height 122cm

ENERGY  
**A+**

Ref: 046800

**KIR81VS30G FRIDGE**



- Built in fridge
- Adjustable glass shelves
- 319 litre capacity
- Fridge height 177cm

ENERGY  
**A++**

Ref: 081000

**KIV32X23 FRIDGE FREEZER**



- 50/50 Combination
- Adjustable glass shelves
- Automatic defrost
- LED temperature display
- 167 litre capacity
- 4 solid freezer drawers
- 95 litre capacity

ENERGY  
**A+**



PROMOTIONAL  
 PRODUCT

Ref: 052800

**KIV38X22 FRIDGE FREEZER**



- 70/30 Combination
- Adjustable glass shelves
- Automatic defrost
- LED temperature display
- 219 litre capacity
- 3 solid freezer drawers
- 60 litre capacity

ENERGY  
**A+**



PROMOTIONAL  
 PRODUCT

Ref: 052801

**KIN85AF30G FROST FREE**



- Frost free freezer
- 50/50 combination cooling
- Adjustable glass shelves
- LED temperature display
- Automatic defrost fridge
- Fridge capacity 147 litres
- Freezer capacity 86 litres

ENERGY  
**A++**



PROMOTIONAL  
 PRODUCT

Ref: 090000

**KAD90VI20G**



- In door water and ice dispenser
- Adjustable glass shelves
- External in door LED electronic controls
- SuperCool
- SeperFreeze
- (H)176cm x (W)91cm x (D)76cm wide
- Steel look KAD90VI20G

Ref: 149400

**AMERICAN FRIDGE FREEZER**



Delivery charge Ref: 015600

ENERGY  
**A+**



**KAN90VI20G**



- No water dispenser
- Adjustable glass shelves
- External in door LED electronic controls
- SuperCool
- SeperFreeze
- (H)176cm x (W)91cm x (D)76cm wide
- Steel look KAN90VI20G

Ref: 119400

**NEW ... REFRIGERATION VENTILATION GRILL, MATT SILVER - CODE 01VGM5**



**BOSCH**  
Invented for life

**2** years  
manufacturer's  
**guarantee**  
Subject to registration  
on all Bosch  
appliances

**SPV25CX SLIMLINE DISHWASHER**



- **Serie 2**
- 45cm fully integrated
- Five programmes
- Economy quick wash
- Four temperature options
- Vario basket system
- 48dB noise level
- 9.5 litre water consumption
- Load Sensor
- Stainless steel interior

**NEW MODEL**

ENERGY **A+** WASH **A** DRYING **A**

Ref: 035880

**SMV46MX00 DELUXE DISHWASHER**



- **Serie 4**
- 60cm fully integrated
- Six programmes
- Economy quick wash
- Four temperature options
- LED programme indicators
- **VarioDrawer \* Key feature**
- Knife rack in top basket
- 46dB noise level
- 9.5 litre water level consumption
- Stainless Steel and Polinox interior

ENERGY **A++** WASH **A** DRYING **A**

Ref: 054000

**SMV40C00GB PROMOTIONAL DISHWASHER**

- **Serie 2**
- 60cm fully integrated
- Four programmes
- Economy quick wash
- Three temperatures
- LED indicators
- ECOSilence innovation
- 12 place setting
- 54dB noise level
- Self cleaning filter system
- Low 14 litre water consumption
- Stainless Steel and Polinox interior



ENERGY **A+** WASH **A** DRYING **A**

**PROMOTIONAL PRODUCT**

Ref: 032400

**WIW28300 WASHING MACHINE**



- 8KG load capacity
- 1400rpm, spin speed
- **Touch Control Panel**
- Time Delay - 24 hours
- Express wash, speed reduction
- VarioPerfecT & EcoSilence
- BLDC motor - very quiet
- Anti vibration panels
- Fully integrated model

ENERGY **A+++** -20% WASH **A** SPIN **C**

Ref: 063000

**WIW28500GB WASHING MACHINE**



- **Premium model, Serie 8**
- 8KG load capacity
- 1400rpm, spin speed
- Touch Control Panel
- Time Delay - 24 hours
- Express wash, VarioPerfecT
- 15 wash programmes
- BLDC motor - very quiet
- Anti vibration panels
- Drumlight, load sensor
- Fully integrated model



Remaining wash time is projected onto the floor

ENERGY **A+++** -30% WASH **A** SPIN **B**

Ref: 078600

**WKD28351 WASHER DRYER**

- **Serie 4**
- Fully integrated machine
- 1400rpm spin speed
- 7KG wash / 4KG dry
- 15 programmes
- Two condenser cycles
- LED programme status
- Time delay up to 24 hours
- Handwash wool programme



ENERGY **B** WASH **A** SPIN **B**

Ref: 101400



Built from experience

## RANGEMASTER HOODS

 <p><b>Black</b> (Chrome or Brass Badge) 100cm only available with Chrome badge</p> <p>90cm Ref: 027600    100cm Ref: 030000    110cm Ref: 031200</p>	 <p><b>Cream</b> (Chrome Badge)</p> <p>90cm Ref: 032400    100cm Ref: 036000    110cm Ref: 036001</p>	 <p><b>Stainless Steel</b> (Chrome Badge)</p> <p>90cm Ref: 031200    100cm Ref: 033600    110cm Ref: 034800</p>
---	---	--

## PROFESSIONAL+

 <p><b>90cm</b> <b>DUAL FUEL OR GAS</b> Ref: 151440</p> <p><b>CERAMIC</b> Ref: 155280</p> <p><b>INDUCTION</b> Ref: 190200</p> <p><b>90cm Dual Fuel Stainless Steel</b></p>	 <p><b>100cm</b> <b>DUAL FUEL OR GAS</b> Ref: 163080</p> <p><b>CERAMIC</b> Ref: 166920</p> <p><b>INDUCTION</b> Ref: 201960</p>	 <p><b>110cm</b> <b>DUAL FUEL OR GAS</b> Ref: 170880</p> <p><b>CERAMIC</b> Ref: 174720</p> <p><b>INDUCTION</b> Ref: 209640</p>
 <p>Smooth action Glide-Out™ grill</p>	 Stainless Steel (Chrome Trim)  Gloss Black (Chrome Trim)  Cream (Chrome Trim)	 <p>Smooth action Glide-Out™ grill</p>

## PROFESSIONAL DELUXE

 <p><b>90cm</b> <b>DUAL FUEL</b> Ref: 150240</p> <p><b>INDUCTION</b> Ref: 185160</p>	 <p><b>100cm</b> <b>DUAL FUEL</b> Ref: 160800</p>	 <p><b>110cm</b> <b>DUAL FUEL</b> Ref: 171240</p> <p><b>INDUCTION</b> Ref: 206280</p>
 <p>Smooth action Glide-Out™ grill</p>	 Stainless Steel (Chrome Trim)  Gloss Black (Chrome Trim)  Cream (Chrome Trim)  Slate (Chrome Trim)  White (Chrome Trim)	 <p>Smooth action Glide-Out™ grill</p>

## NEXUS

 <p><b>90cm</b> <b>DUAL FUEL</b> Ref: 190320</p> <p><b>INDUCTION</b> Ref: 229201</p>	 <p><b>110cm</b> <b>DUAL FUEL</b> Ref: 213600</p> <p><b>INDUCTION</b> Ref: 252480</p>
 <p>Smooth action Glide-Out™ grill</p>	
 Stainless Steel (Chrome Trim)  Slate (Chrome Trim)  Gloss Black (Chrome Trim)  White (Chrome Trim)	

Please refer to the Manufacture for Detailed Technical Specifications  
Range delivery is Ref: 010200 & Ref: 003480 for a hood. Rangemaster products have a four week lead time



Built from experience

## CLASSIC HOODS



**Black** (Chrome or Brass Rail)  
100cm only available with Chrome Rail

**90cm** Ref: 035520 **100cm** Ref: 037800 **110cm** Ref: 039480



**Cream** (Chrome Rail)

**90cm** Ref: 040560 **100cm** Ref: 042840 **110cm** Ref: 044640



**Cranberry** (Chrome Rail)

**90cm** Ref: 040561 **100cm** Ref: 042841 **110cm** Ref: 044641

## CLASSIC



**90cm**  
**DUAL FUEL**  
**GAS, LPG**

Ref: 159240

**CERAMIC**

Ref: 163080

**INDUCTION**

Ref: 198120



**100cm**  
**DUAL FUEL**  
**OR GAS**

Ref: 170880

**CERAMIC**

Ref: 174720

**INDUCTION**

Ref: 209760



**110cm**  
**DUAL FUEL**  
**GAS, LPG**

Ref: 178680

**CERAMIC**

Ref: 182520

**INDUCTION**

Ref: 217440



90cm Dual Fuel in Black or Cream

Gloss Black  
(Chrome Trim)

Cranberry  
(Chrome Trim)

Cream  
(Chrome Trim)

Smooth action  
Glide-Out™ grill



## CLASSIC DELUXE



**90cm**  
**DUAL FUEL**

Ref: 157200

**CERAMIC**

Ref: 160800

**INDUCTION**

Ref: 192240



**100cm**  
*Only available  
with Chrome Trim*  
**DUAL FUEL**

Ref: 167760

**INDUCTION**

Ref: 202680



**110cm**  
**DUAL FUEL**

Ref: 175800

**CERAMIC**

Ref: 181680

**INDUCTION**

Ref: 213000



Smooth action  
Glide-Out™ grill

Gloss Black  
(Chrome or  
Brass Trim)

Cranberry  
(Chrome or  
Brass Trim)

Cream  
(Chrome or  
Brass Trim)

Racing Green  
(Chrome or  
Brass Trim)

Regal Blue  
(Chrome or  
Brass Trim)

Olive Green  
(Chrome or  
Brass Trim)

Royal Pearl  
(Chrome or  
Brass Trim)

White  
(Chrome or  
Brass Trim)



Smooth action  
Glide-Out™ grill

## ELAN



**90cm**  
**DUAL FUEL**

Ref: 167400

**CERAMIC**

Ref: 203400



Gloss Black  
(Chrome or  
Brass Trim)

Cranberry  
(Chrome or  
Brass Trim)

Cream  
(Chrome or  
Brass Trim)

Olive Green  
(Chrome or  
Brass Trim)

Royal Pearl  
(Chrome or  
Brass Trim)



**110cm**  
**DUAL FUEL**

Ref: 191400

**CERAMIC**

Ref: 227400



Please refer to the Manufacture for Detailed Technical Specifications  
Range delivery is Ref: 010200 & Ref: 003480 for a hood. Rangemaster products have a four week lead time



## Stainless Steel



Designed to blend effortlessly into the heart of the modern family kitchen, a closer inspection of a Rangemaster stainless steel sink also reveals a real eye for design. Stain resistant, hard wearing and easy to clean, of course. Yet also with a stylish, seam-free appearance and inner strength, resulting from advanced manufacturing techniques.

# RANGEMaster sinks

### BALTIMORE COMPACT BL8001



• Overall Size: 800 x 508 • 450mm minimum base unit Ref: 008880

## Baltimore Compact

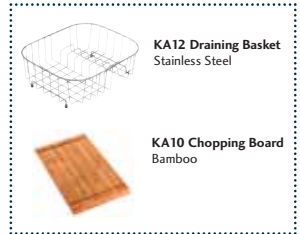
Reversible. Waste kit included.

### BALTIMORE COMPACT BL8001



- Overall Size: 800 x 508
- 450mm minimum base unit

Ref: 008880



KA12 Draining Basket  
Stainless Steel

KA10 Chopping Board  
Bamboo

### BALTIMORE BL9501



• Overall Size: 950 x 508 • 600mm minimum base unit Ref: 008881

## Baltimore


Reversible. Waste kit included.

### BALTIMORE BL9502



- Overall Size: 950 x 508
- 600mm minimum base unit

Ref: 011280



KA12 Draining Basket  
Stainless Steel

KA10 Chopping Board  
Bamboo

### GLENDALE GL9502



• Overall Size: 950 x 508 • 600mm minimum base unit Ref: 014160

## Glendale

Reversible. Waste kit included.

### GLENDALE GL9501



- Overall Size: 950 x 508
- 600mm minimum base unit

Ref: 009600



KA12 Draining Basket  
Stainless Steel

KA10 Chopping Board  
Bamboo

KA28 Strainer Bowl  
Stainless Steel

### OAKLAND OL9851/



• Overall Size: 985 x 508 • 600mm minimum base unit Ref: 015720

## Oakland

Left or right hand options. Waste kit included.

### OAKLAND OL9852/



- Overall Size: 985 x 508
- 600mm minimum base unit

Ref: 020880



KA12 Draining Basket  
Stainless Steel

KA10 Chopping Board  
Bamboo

KA28 Strainer Bowl  
Stainless Steel

### MANHATTAN MN10102/



• Overall Size: 1010 x 515 • 600mm minimum base unit Ref: 027360

## Manhattan


Left or right hand options. Waste kit included.

### MANHATTAN MN10101/



- Overall Size: 1010 x 515
- 600mm minimum base unit

Ref: 021000



KA12 Draining Basket  
Stainless Steel

KA10 Chopping Board  
Bamboo

KA28 Strainer Bowl  
Stainless Steel

## Atlantic Classic

CLASSIC UB15



- Overall Size: 185 x 370
- Main Bowl Size: 156 x 342
- Ref: 006432

CLASSIC UB35



- Overall Size: 378 x 448
- Main Bowl Size: 350 x 420
- Ref: 010272

CLASSIC UB40



- Overall Size: 460 x 440
- Main Bowl Size: 420 x 400
- Ref: 010752

CLASSIC UB45



- Overall Size: 490 x 460
- Main Bowl Size: 450 x 420
- Ref: 011424

CLASSIC UB3515



- Overall Size: 597 x 472
- Main Bowl Size: 350 x 420
- Second Bowl Size: 156 x 342
- Ref: 017184

CLASSIC UB4015/ HANDED



- Overall Size: 671 x 460
- Main Bowl Size: 420 x 400
- Second Bowl Size: 156 x 342
- Ref: 018912

CLASSIC UB3535



- Overall Size: 787 x 472
- Main Bowl Size: 350 x 420
- Second Bowl Size: 350 x 420
- Ref: 021312

CLASSIC UB4035/ LEFT HAND



- Overall Size: 945 x 460
- Main Bowl Size: 420 x 400
- Second Bowl Size: 420 x 350
- Ref: 019104

CLASSIC UB4040



- Overall Size: 945 x 460
- Main Bowl Size: 420 x 400
- Second Bowl Size: 420 x 400
- Ref: 023136

## Atlantic Quad

Waste disposals are not compatible with this product

QUAD QUB16



- Overall Size: 200 x 340
- Main Bowl Size: 160 x 300
- Ref: 007392

QUAD QUB34



- Overall Size: 390 x 450
- Main Bowl Size: 340 x 400
- Ref: 012192

QUAD QUB48



- Overall Size: 530 x 450
- Main Bowl Size: 480 x 400
- Ref: 013344

QUAD QUB3416/ HANDED



- Overall Size: 580 x 450
- Main Bowl Size: 340 x 400
- Second Bowl Size: 160 x 300
- Ref: 020160

QUAD QUB3434



- Overall Size: 760 x 450
- Main Bowl Size: 340 x 400
- Second Bowl Size: 340 x 400
- Ref: 024864

## Atlantic Kube

Waste disposals are not compatible with this product

KUBE KUB34



- Overall Size: 370 x 430
- Main Bowl Size: 340 x 400
- Ref: 018048

KUBE KUB40



- Overall Size: 430 x 430
- Main Bowl Size: 400 x 400
- Ref: 018912

KUBE KUB50



- Overall Size: 530 x 430
- Main Bowl Size: 500 x 400
- Ref: 020064

KUBE KUB70



- Overall Size: 730 x 430
- Main Bowl Size: 700 x 400
- Ref: 026016

KUBE KUB3418/ HANDED



- Overall Size: 580 x 430
- Main Bowl Size: 340 x 400
- Second Bowl Size: 180 x 400
- Ref: 026400

## Waste Disposals

Waste disposal units provide a quick, clean and environmentally friendly method for the disposal of food and kitchen waste.

Both models are continuous feed and offer a lifetime corrosion warranty. Both are 2600rpm and 1/2 HorsePower.

**Economy**  
**WDU500**  
Ref: 007801

**Mid Duty**  
**WDU750**  
Ref: 019799

# RANGEmaster sinks



## Lunar

Reversible. Waste kit included.

KA12 draining basket

Colours:



GRANITE BLACK

Stock



GRANITE WHITE

Special Order - 10 days



GRANITE GREY



GRANITE OATMEAL



LU9852  
Ref: 019008

- Overall Size: 985 x 508
- 600mm minimum base

LU9851  
Ref: 017088

- Overall Size: 985 x 508
- 600mm minimum base



## Cubix

Reversible. Waste kit included.

KA20 draining basket  
KA05 strainer bowl

Colours:



GRANITE BLACK

Stock



GRANITE WHITE

Special Order - 10 days



GRANITE GREY



GRANITE OATMEAL



CX9852  
Ref: 020832

- Overall Size: 985 x 508
- 600mm minimum base

CX9851  
Ref: 018912

- Overall Size: 985 x 508
- 600mm minimum base



## Magma

Reversible. Waste kit included.

KA20 draining basket

Colours:



ASH

Whilst stocks last



MAC1052  
Ref: 018240

- Overall Size 1000 x 500
- 600mm minimum base

MAG1051  
Ref: 017280

- Overall Size 1000 x 500
- 600mm minimum base



## Amethyst

Reversible. Waste kit included.

KA12 draining basket  
KA10 chopping board

Colours:



ASH

Stock



CRYSTAL WHITE

Special Order - 10 days



STONE



AME1052  
Ref: 019680

- Overall Size 1000 x 500
- 500mm minimum base

AME1051  
Ref: 017760

- Overall Size 860 x 500
- 500mm minimum base



## Paragon

Undermount or Inset 1.5 bowl. Waste kit included.

Colours:



ASH

Stock



CRYSTAL WHITE

Special Order - 10 days



STONE



PAR3115  
Ref: 020544

- Overall Size 550 x 430
- 600mm minimum base

PAR3115  
Ref: 020544

- Overall Size 550 x 430
- 600mm minimum base





# RANGEmaster

ceramic sinks



**CPL10101WH**  
Ref: 014880

- Overall Size: 1010 x 510
- 600mm minimum base

WASTE KITS:  
WKIT15CH

## Portland

Reversible.



KA12 Draining Basket  
(1.5 bowl only)  
Stainless Steel



**CPL10102WH**  
Ref: 016800

- Overall Size: 1010 x 510
- 600mm minimum base

WASTE KITS:  
WKIT04CM



**CNV1**  
Ref: 013152

- Overall Size: 1010 x 510
- 1000mm minimum base

WASTE KITS:  
WKIT15CH

## Nevada

Reversible.



**CNV2**  
Ref: 011616

- Overall Size: 1010 x 510
- 1000mm minimum base

WASTE KITS:  
WKIT22CH



## Rustique Undermounts



**CRUB4684**  
Ref: 009024

- Overall Size: 250 x 475
- 300mm minimum base unit

WASTE KITS:  
WKIT15CH



KA12 Draining Basket  
(CRUB4648 only)  
Stainless Steel



**CRUB4825**  
Ref: 011424

- Overall Size: 450 x 475
- 500mm minimum base unit

WASTE KITS:  
WKIT15CH

## Classic Belfast

Reversible.



**CFBL595**  
Ref: 016224

- Overall Size: 595x 455
- 600mm minimum base

WASTE KITS:  
WKIT13CH



KA12 Draining Basket  
Stainless Steel



## Farmhouse Belfast

Reversible.



**CCBL595**  
Ref: 017184

- Overall Size: 595x 455
- 600mm minimum base

WASTE KITS:  
INCLUDED



KA12 Draining Basket  
Stainless Steel





- » Overall size 965 x 510mm
- » Min. base unit 600mm

## CRANE

REVERSIBLE

SINGLE BOWL	
<b>CRANE 101</b>	Ref: 006840
CR101SS	
1.5 BOWL	
<b>CRANE 151</b>	Ref: 008580
CR151SS	



- » Overall size 965 x 510mm
- » Min. base unit 600mm



- » Overall size 860 x 500mm
- » Min. base unit 450mm

## DOVE

REVERSIBLE

SINGLE BOWL	
<b>DOVE 100</b>	Ref: 009300
DO100SS	
1.5 BOWL	
<b>DOVE 150</b>	Ref: 013500
DO150SS	



- » Overall size 1000 x 500mm
- » Min. base unit 600mm



- » Overall size 1000 x 500mm
- » Min. base unit 600mm

## VANGA

LEFT OR RIGHT HANDED DRAINER

SINGLE BOWL	
<b>VANGA 100</b>	Ref: 011520
VA100SS	
1.5 BOWL	
<b>VANGA 150</b>	Ref: 015480
VA150SS	



- » Overall size 1000 x 500mm
- » Min. base unit 600mm



- » Overall size 1000 x 500mm
- » Min. base unit 600mm

## BLAZE

LEFT OR RIGHT HANDED DRAINER

SINGLE BOWL	
<b>BLAZE 100</b>	Ref: 013501
BZ100	
1.5 BOWL	
<b>BLAZE 150</b>	Ref: 016440
BZ150	



- » Overall size 1000 x 500mm
- » Min. base unit 600mm



- » Overall size 1000 x 500mm
- » Min. base unit 600mm

## VERTICE

LEFT OR RIGHT HANDED DRAINER

SINGLE BOWL	
<b>VERTICE 100</b>	Ref: 015001
VER100	
1.5 BOWL	
<b>VERTICE 150</b>	Ref: 017401
VER150	



- » Overall size 1000 x 500mm
- » Min. base unit 600mm



**ARROW 91 PACK**  
PK/AR91 Ref: 006900



- » Overall size 800 x 510mm
- » Min. base unit 450mm



- Includes polished chrome single lever tap
- » 0.3 bar pressure required



**ARROW 101 PACK**  
PK/AR101 Ref: 007440



- » Overall size 965 x 510mm
- » Min. base unit 600mm



- Includes polished chrome single lever tap
- » 0.3 bar pressure required



**ARROW 151 PACK**  
PK/AR151 Ref: 008160



- » Overall size 965 x 510mm
- » Min. base unit 600mm



- Includes polished chrome single lever tap
- » 0.3 bar pressure required



**SABRE 100 PACK**  
PK/SA100 Ref: 012480



- » Overall size 860 x 500mm
- » Min. base unit 450mm



- Includes polished chrome monobloc tap
- » 0.3 bar pressure required



**SABRE 150 PACK**  
PK/SA150 Ref: 016560



- » Overall size 1000 x 500mm
- » Min. base unit 600mm



- Includes polished chrome monobloc tap
- » 0.3 bar pressure required

# MODE

**MODE45 COPPER**  
MODE045/CO



- » Overall size 490 x 430mm
- » Min. base unit 500mm

Ref: 023880

**MODE45 GUNMETAL**  
MODE045/GM



- » Overall size 490 x 430mm
- » Min. base unit 500mm

Ref: 023880



**MODE3415 COPPER**  
MODE3415/R/CO



- » Overall size 555 x 440mm
- » Min. base unit 600mm

Ref: 035880

**MODE3415 GUNMETAL**  
MODE3415/R/GM



- » Overall size 555 x 440mm
- » Min. base unit 600mm

Ref: 035880



## COPPER AND GUNMETAL ACCESSORIES AVAILABLE



**AVE2/CO** Ref: 015480

Avel Copper  
Height 332mm  
0.5 Bar Pressure



**AVE2/GM** Ref: 015481

Avel Gunmetal  
Height 332mm  
0.5 Bar Pressure



**RID/CO** Ref: 015482

Ridley Copper  
Height 443mm  
0.5 Bar Pressure



**RID/GM** Ref: 015483

Ridley Gunmetal  
Height 443mm  
0.5 Bar Pressure



**KAR/CO** Ref: 016201

Karns Copper  
Height 265mm  
0.5 Bar Pressure



**KAR/GM** Ref: 016202

Karns Gunmetal  
Height 265mm  
0.5 Bar Pressure

# AXLE

Colander and chopping board for bowl ledge included

**AXLE 50**  
AXL50



- » Overall size 540 x 440mm
- » Min. base unit 600mm

Ref: 017940



**AXLE 175**  
AXL175



- » Overall size 860 x 500mm
- » Min. base unit 600mm

Ref: 022920





**FORM150UNI**  
Ref: 011760

» Overall size 590 x 450mm  
» Min. base unit 600mm

## FORM

**FORM17**



» Overall size 230 x 365mm  
» Min. base unit 300mm  
Ref: 003960

**FORM33**



» Overall size 370 x 435mm  
» Min. base unit 400mm  
Ref: 006720

**FORM42**



» Overall size 452 x 434mm  
» Min. base unit 500mm  
Ref: 008940

**FORM52**



» Overall size 557 x 452mm  
» Min. base unit 600mm  
Ref: 015360

**FORM150 L/R**



» Overall size 590 x 450mm  
» Min. base unit 600mm  
» Left or right handed small bowl  
Ref: 015361

**FORM3636**



» Overall size 791 x 458mm  
» Min. base unit 900mm  
Ref: 018600



**B145** Ref: 006840  
» Overall size ø450mm



**D145** Ref: 005448  
» Overall size ø450mm

**MODE025**



» Overall size 290 x 440mm  
» Min. base unit 300mm  
Ref: 012240

**MODE034**



» Overall size 380 x 440mm  
» Min. base unit 400mm  
Ref: 013500

**MODE040**



» Overall size 440 x 440mm  
» Min. base unit 450mm  
Ref: 014760

**MODE045**



» Overall size 490 x 440mm  
» Min. base unit 500mm  
Ref: 015960

**MODE050**



» Overall size 540 x 440mm  
» Min. base unit 600mm  
Ref: 017220

**MODE3434**



» Overall size 750 x 440mm  
» Min. base unit 800mm  
Ref: 028680

**MODED045**



» Overall size 490 x 440mm  
» Min. base unit 500mm  
Ref: 011040

## MODE



**MODE3415 L/R**

» Overall size 555 x 430mm  
» Min. base unit 600mm  
» Left or right handed small bowl  
Ref: 024600



**ZEROD45**  
» Overall size 500 x 450mm  
» Min. base unit 500mm  
Ref: 014280

**ZERO45**  
» Overall size 500 x 450mm  
» Min. base unit 500mm  
Ref: 018420

## ZERO



**ZERO20**

» Overall size 250 x 450mm  
» Min. base unit 300mm  
Ref: 014220



**ZERO55**

» Overall size 600 x 450mm  
» Min. base unit 600mm  
Ref: 019800



**ZERO35**

» Overall size 400 x 450mm  
» Min. base unit 400mm  
Ref: 016980



**ZERO150 L/R**

» Overall size 596 x 450mm  
» Min. base unit 600mm  
» Left or right handed small bowl  
Ref: 028320



- » Overall size 1000 x 500mm
- » Min. base unit 600mm
- » Height 185mm
- » CPK501 waste

## FOXBORO

INSET

SINGLE BOWL	
<b>FOXBORO100</b>	
FOX100	Ref: 013620

1.5 BOWL	
<b>FOXBORO150</b>	
FOX150	Ref: 014760



- » Overall size 1000 x 500mm
- » Min. base unit 800mm
- » Height 185mm
- » CPK2701 waste



- » Overall size 1010 x 525mm
- » Min. base unit 600mm
- » Height 190mm
- » CPK501 waste

## WILTSHIRE

INSET

SINGLE BOWL	
<b>WILTSHIRE100</b>	
WIL100	Ref: 012240

1.5 BOWL	
<b>WILTSHIRE150</b>	
WIL150	Ref: 013500



- » Overall size 1010 x 525mm
- » Min. base unit 600mm
- » Height 180mm
- » CPK2701 waste



**HYGIENE FINISH**

- » Overall size 595 x 455mm
- » Min. base unit 600mm
- » Height 215mm
- » CAP/PW/SS3 waste

## BELFAST 600

SIT-ON

SINGLE BOWL	
<b>BELFAST 600</b>	
CPBS	Ref: 016680



**HYGIENE FINISH**

- » Overall size 800 x 490mm
- » Min. base unit 800mm
- » Height 190mm
- » 2 x CPK501 wastes

## CHEPSTOW

SIT-ON

DOUBLE BOWL	
<b>CHEPSTOW</b>	
CHEPSTOW	Ref: 022200

## BERKSHIRE

INSET OR UNDERMOUNTED



SINGLE BOWL	
<b>BERKSHIRE</b>	
BERKSHIRE	Ref: 011940

- » Overall size 450 x 475mm
- » Min. base unit 500mm
- » Height 180mm
- » CPK1501 waste

## ETTRA 600

UNDERMOUNTED



SINGLE BOWL	
<b>ETTRA 600U</b>	
ETT600U	Ref: 014760

- » Overall size 545 x 440mm
- » Min. base unit 600mm
- » Height 176mm
- » CPK501 waste

## ETTRA 150

UNDERMOUNTED



1.5 BOWL	
<b>ETTRA 150U</b>	
ETT150U	Ref: 019680

- » Overall size 545 x 440mm
- » Min. base unit 600mm
- » Height 176mm
- » CPK1101 waste

## YORKSHIRE

SIT-ON



SINGLE BOWL	
<b>YORKSHIRE</b>	
YORK	Ref: 011940

- » Overall size 595 x 475mm
- » Min. base unit 600mm
- » Height 195mm
- » CPK1501 waste

## PEMBERLEY

SIT-ON



**HYGIENE FINISH**

SINGLE BOWL	
<b>PEMBERLEY</b>	
PEMBERLEY	Ref: 028320

- » Overall size 597 x 531mm
- » Min. base unit 600mm
- » Height 190mm
- » BSW/OF/SS3 waste

## BUTLER 600

SIT-ON



**HYGIENE FINISH**

SINGLE BOWL	
<b>BUTLER 600</b>	
CPBS600	Ref: 027900

- » Overall size 595 x 460mm
- » Min. base unit 600mm
- » Height 220mm
- » BSW/OF/SS3 waste



### GEOTECH GRANITE COLOUR RANGE

Replace XX with geotech colour code when ordering



## LEESTI

INSET OR UNDERMOUNTED



- » Overall size 533 x 457mm
- » Min. base unit 600mm

UNDERMOUNTED



- » Overall size 555 x 460mm
- » Min. base unit 600mm

UNDERMOUNTED



- » Overall size 824 x 481mm
- » Min. base unit 900mm

SINGLE BOWL

### LEESTI 600

LEE600XX Ref: 014880

1.5 BOWL

### LEESTI 150U

LEE150XX Ref: 014280

DOUBLE BOWL

### LEESTI 200

LEE200XX Ref: 016680



- » Overall size 1000 x 500mm
- » Min. base unit 600mm
- » Reversible

## VEIS<sup>INSET</sup>

SINGLE BOWL

### VEIS 100

VEI100XX Ref: 014880

1.5 BOWL

### VEIS 150

VEI150XX Ref: 016200



- » Overall size 1000 x 500mm
- » Min. base unit 600mm
- » Reversible



- » Overall size 1000 x 500mm
- » Min. base unit 600mm
- » Reversible

## CANIS<sup>INSET</sup>

SINGLE BOWL

### CANIS 100

CAN100XX Ref: 017880

1.5 BOWL

### CANIS 150

CAN150XX Ref: 019080



- » Overall size 1000 x 500mm
- » Min. base unit 600mm
- » Reversible



- » Overall size 1000 x 500mm
- » Min. base unit 600mm
- » Reversible

## SOTERA<sup>INSET</sup>

SINGLE BOWL

### SOTERA 100

SOT100XX Ref: 024480

1.5 BOWL

### SOTERA 150

SOT150XX Ref: 027240



- » Overall size 1000 x 500mm
- » Min. base unit 600mm
- » Reversible

# AstraCAST<sup>®</sup> ...clearance

## Alto 1.0/1.5 Bowl



Overall 980 X 510mm  
Cut out 960 x 490mm

Reversible

Satin

**1.0 Bowl – Alto 1.0** – Ref: 007080  
**1.5 Bowl – Alto 1.5** – Ref: 009480



Overall 980 x 510mm  
Cut out 960 x 490mm

## Topaz 1.0/1.5 Bowl



Overall 965 X 500mm  
Cut out 945 x 480mm

Reversible

Polished

**1.0 Bowl – TP10** – Ref: 009481  
**1.5 Bowl – TP15** - Ref: 011880



Overall 965 x 500mm  
Cut out 945 x 480mm

## Elise 1.0/1.5 Bowl



Overall 860 X 500mm  
Cut out 840 x 480mm

Reversible

Polished

**1.0 Bowl – ELCOM** – Ref: 011881  
**1.5 Bowl – EL15** - Ref: 014280



Overall 1000 X 500mm  
Cut out 980 x 480mm

Reversible

## Aegean 1.0 Bowl

Single bowl sink with chrome Finesse monobloc tap



Overall size 965 x 500mm  
Minimum base unit 500m.



AEGEAN3  
Ref: 008280

## Edge DI undermount

Polished steel finish.  
Pack includes covered pop-up wastes,  
overflow and pipe work.  
Left or right hand option.

**EDD1X-L**  
**EDD1X-R**  
Ref: 016680



Overall  
590 x 465mm

## Askwith 1.0 Bowl



Opal White



Lava Black

Undermount

**ASKW10**  
Ref: 011882

Overall size 500 x 363mm  
Minimum base unit 600mm

ROK<sup>®</sup> METALLIC GRANITE ROK<sup>®</sup>

## Monza 1.0 Bowl

ROK<sup>®</sup> METALLIC  
GRANITE ROK<sup>®</sup>

Undermount  
or Inset

**MONZ10**  
Ref: 015001




Overall 508 x 432mm  
Minimum base unit 500mm



# AstraCAST<sup>®</sup> ...clearance

## Lagos Sinks 1.0 Bowl



Opal White

**LA10**  
Ref: 011883

GRANITE  
**ROK<sup>®</sup> ROK<sup>®</sup>**  
METALLIC

Overall size 1000mm x 520mm Minimum base unit is 600mm  
Reversible. Waste kit included

## 1.5 Bowl



Volcano Black

**LA15**  
Ref: 011884

## Dart Sinks

### 1.0 Bowl



Sahara Beige

**CV10**  
Ref: 011885

GRANITE  
**ROK<sup>®</sup> ROK<sup>®</sup>**  
METALLIC

Overall 860 x 435mm  
Minimum base unit 450mm  
Reversible. Waste kit included

### 1.5 Bowl



Opal White

**CV15**  
Ref: 011886

## Ardenne Value Ceramic Overall 980 x 520mm, Cut out 956 x 496mm, Reversible

### 1.0 Bowl



**AR10**  
Ref: 018001

### 1.5 Bowl



**AR15**  
Ref: 018601

White



## Onyx Available inset or undermounted

Overall  
230 x 470mm  
U/M Cut out  
159 x 399mm

**OX05**  
Ref: 011881

Overall  
410 x 470mm  
U/M Cut out  
339 x 399mm

**OX10**  
Ref: 014281



White

## Belfast



**BF10WH**  
Ref: 016201

Overall 595 x 455mm  
Height 255mm

## Lincoln ceramic undermounts



**LIN4040**  
Ref: 018002

Overall 460 x 460mm  
Cut out 395 x 395mm

## Lincoln ceramic undermounts



**LIN15WH**  
Ref: 023881

Overall 544 x 440mm  
Right or Left hand

# SINK AND TAP PACKS

Waste Kits Included

abode



## MATRIX R50



1.0 Bowl (Undermount)  
**AW5014**

Ref: 009600

recommended tap: Tap A

recommended upgrade: Tap B

1.0 Bowl  
Overall sink size: 370mm(L) x 430mm(W) x 205mm(D)  
Minimum base unit size: 450mm



1.5 Bowl (Undermount)  
**AW5017** left hand main bowl  
or  
**AW5016** right hand main bowl

Ref: 020400

recommended tap: Tap A

recommended upgrade: Tap B

1.5 Bowl left hand main bowl  
Overall sink size: 572mm(L) x 450mm(W) x 205mm(D)  
Minimum base unit size: 600mm

## MATRIX R15



1.5 Bowl (Undermount or Inset)  
**AW5124** left hand main bowl  
or  
**AW5126** right hand main bowl

Ref: 022800

recommended tap: Tap A

recommended upgrade: Tap B

1.5 Bowl left hand main bowl  
Overall sink size: 570mm(L) x 440mm(W) x 202mm(D)  
Minimum base unit size: 800mm



1.5 Bowl (large) (Undermount or Inset)  
**AW5125** left hand main bowl  
or  
**AW5127** right hand main bowl

Ref: 024600

recommended tap: Tap A

recommended upgrade: Tap B

1.5 Bowl Large left hand main bowl  
Overall sink size: 730mm(L) x 440mm(W) x 205mm(D)  
Minimum base unit size: 800mm

## MATRIX SQ GRI 5



1.0 Bowl (Undermount or Inset)  
**AW3124** black metallic granite  
or  
**AW3125** white granite  
or  
**AW3133** grey metallic granite

Ref: 014460

recommended tap: Tap A

recommended upgrade: Tap B

1.0 Bowl  
Overall sink size: 460mm(L) x 460mm(W) x 220mm(D)  
Minimum base unit size: 500mm



1.5 Bowl (Undermount or Inset)  
**AW3128** black metallic granite  
or  
**AW3129** white granite  
or  
**AW3135** grey metallic granite

Ref: 018000

recommended tap: Tap A

recommended upgrade: Tap B

1.5 Bowl  
Overall sink size: 560mm(L) x 460mm(W) x 220mm(D)  
Minimum base unit size: 600mm

## MATRIX R0

1.5 Bowl (Undermount)  
**AW5011** left hand main bowl  
or  
**AW5010** right hand main bowl

Ref: 028200

recommended tap: Tap A

recommended upgrade: Tap B



1.5 Bowl left hand main bowl  
Overall sink size: 596mm(L) x 460mm(W) x 205mm(D)  
Minimum base unit size: 600mm

## SANDON

1.0 Bowl (large)  
(Undermount or Inset)  
**AW1031**

Ref: 020100

recommended tap: Tap C

recommended upgrade: Tap B



1.0 Bowl Large  
Overall sink size:  
595mm(L) x 460mm(W)  
x 220mm(D)  
Minimum base unit size:  
600mm (if inset)  
800mm (if undermounted)

## SANDON

1.5 Bowl with tap gap  
(Undermount or Inset)  
**AW1032** left hand main bowl

Ref: 018900

recommended tap: Tap C

recommended upgrade: Tap B



1.5 Bowl left hand main bowl  
Overall sink size:  
595mm(L) x 520mm(W)  
x 220mm(D)  
Minimum base unit size:  
600mm (if inset)  
800mm (if undermounted)

## BELFAST

1.0 reversible bowl  
(Undermount)  
**AW1022**

Ref: 013800

recommended tap: Tap C

recommended upgrade: Tap B



1.0 Bowl Reversible  
Overall sink size:  
595mm(L) x 455mm(W)  
x 275mm(D)  
Minimum base unit size:  
600mm (custom cabinet)

## PROVINCIAL

2.0 reversible bowl  
(Undermount)  
**AW1021**

Ref: 024540

recommended tap: Tap C

recommended upgrade: Tap B



2.0 Bowl Reversible  
Overall sink size:  
794mm(L) x 490mm(W)  
x 220mm(D)  
Minimum base unit size:  
800mm (custom cabinet)

The sink prices indicated are only applicable when the sink is purchased with an Abode tap.

Choose from our suggestions on this page or choose any tap from pages 68-69.



Tap A

NEXA  
MONOBLOC  
**AT1222**  
chrome

Ref: 007200



Tap B

ATLAS  
MONOBLOC  
**AT1053**  
chrome

Ref: 013080



Tap C

LUDLOW  
MONOBLOC  
**AT1026**  
chrome

Ref: 011640



Tap D

SINGLE  
LEVER  
**ACT2092**  
chrome

Ref: 003240

# SINK AND TAP PACKS

## Waste Kits Included

abode



### TRYDENT



1.0 Bowl (reversible) (Inset)  
**AW5054**

Ref: 005700

recommended tap: Tap D  
recommended upgrade: Tap A

1.0 Bowl Reversible  
Overall sink size: 860mm(L) x 500mm(W) x 175mm(D)  
Minimum base unit size: 450mm



1.5 Bowl (reversible) (Inset)  
**AW5055**

Ref: 007680

recommended tap: Tap D  
recommended upgrade: Tap A

1.5 Bowl Reversible  
Overall sink size: 1000mm(L) x 500mm(W) x 175mm(D)  
Minimum base unit size: 600mm

### NERON



1.0 Bowl (reversible) (Inset)  
**AW5112**

Ref: 016200

recommended tap: Tap A  
recommended upgrade: Tap B

1.0 Bowl Reversible  
Overall sink size: 1000mm(L) x 500mm(W) x 219mm(D)  
Minimum base unit size: 600mm



1.5 Bowl (reversible) (Inset)  
**AW5113**

Ref: 017400

recommended tap: Tap A  
recommended upgrade: Tap B

1.5 Bowl Reversible  
Overall sink size: 1000mm(L) x 500mm(W) x 218mm(D)  
Minimum base unit size: 600mm

### ORIEL



1.0 Bowl (reversible) (Inset)  
**AW3112** black granite  
or  
**AW3114** frost white granite

Ref: 011880

recommended tap: Tap A  
recommended upgrade: Tap B



1.0 Bowl Reversible  
Overall sink size: 780mm(L) x 480mm(W) x 200mm(D)  
Minimum base unit size: 450mm



1.5 Bowl (reversible) (Inset)  
**AW3113** black granite  
or  
**AW3115** frost white granite

Ref: 013080

recommended tap: Tap A  
recommended upgrade: Tap B



1.5 Bowl Reversible  
Overall sink size: 950mm(L) x 480mm(W) x 200mm(D)  
Minimum base unit size: 600mm

### DUNE



1.5 Bowl (reversible) (Inset)  
**AW3142** black granite  
or  
**AW3143** frost white granite

Ref: 020400

recommended tap: Tap A  
recommended upgrade: Tap B



1.5 Bowl Reversible  
Overall sink size: 1000mm(L) x 500mm(W) x 217mm(D)  
Minimum base unit size: 600mm



1.5 Bowl (reversible) (Inset)  
**AW3145** grey metallic granite

Ref: 021600

recommended tap: Tap A  
recommended upgrade: Tap B

1.5 Bowl Reversible  
Overall sink size: 1000mm(L) x 500mm(W) x 217mm(D)  
Minimum base unit size: 600mm

### ACTON CERAMIC



1.0 Bowl (reversible) (Inset)  
**AW1040**

Ref: 019200

recommended tap: Tap C  
recommended upgrade: Tap B

1.0 Bowl Reversible  
Overall sink size: 1000mm(L) x 500mm(W) x 210(D)  
Minimum base unit size: 600mm



1.5 Bowl (reversible) (Inset)  
**AW1041**

Ref: 019800

recommended tap: Tap C  
recommended upgrade: Tap B

1.5 Bowl Reversible  
Overall sink size: 1000mm(L) x 500mm(W) x 210mm(D)  
Minimum base unit size: 600mm

The sink prices indicated are only applicable when the sink is purchased with an Abode tap.

Choose from our suggestions on this page or choose any tap from pages 68-69.



Tap A

NEXA  
MONOBLOC  
**AT1222**  
chrome

Ref: 007200



Tap B

ATLAS  
MONOBLOC  
**AT1053**  
chrome

Ref: 013080



Tap C

LUDLOW  
MONOBLOC  
**AT1026**  
chrome

Ref: 011640



Tap D

SINGLE  
LEVER  
**ACT2092**  
chrome

Ref: 003240



# abode



**ESTEEM**  
**AT1251**  
 CHROME Ref: 007560  
**AT1252**  
 BRUSHED NICKEL Ref: 008760  
 Min 0.4 bar pressure **H235mm**



**ESTIMO**  
**AT1232**  
 CHROME Ref: 009120  
**AT1233**  
 BRUSHED NICKEL Ref: 010320  
 Min 0.5 bar pressure **H240mm**



**ALTHIA**  
**AT1256**  
 CHROME Ref: 010680  
**AT1257**  
 BRUSHED NICKEL Ref: 011880  
 Min 0.3 bar pressure **H281mm**



**LINEAR FLAIR**  
**AT1220**  
 CHROME Ref: 011040  
**AT1221**  
 BRUSHED NICKEL Ref: 011640  
 Min 0.5 bar pressure **H303mm**



**VIXO TWIST**  
**AT1191**  
 CHROME Ref: 019800  
**AT1192**  
 BRUSHED NICKEL Ref: 021600  
 Min 0.5 bar pressure **H275mm**



**NEW MEDIA SINGLE LEVER**  
**AT1180**  
 CHROME Ref: 015720  
 Min 0.5 bar pressure **H317mm**



**LINEAR SINGLE LEVER**  
**AT1187**  
 CHROME Ref: 020040  
 Min 0.75 bar pressure **H248mm**



**NEW MEDIA SINGLE LEVER**  
**AT1182**  
 MATT BLACK Ref: 018120  
 Min 0.5 bar pressure **H310mm**



**INDUS SINGLE LEVER**  
**AT1087**  
 CHROME Ref: 022080  
 Min 0.5 bar pressure **H286mm**



**VIRTUE ANGLE PULL OUT**  
**AT1245**  
 CHROME Ref: 017280  
 Min 1.5 bar pressure **H312mm**



**CZAR SINGLE LEVER**  
**AT1241**  
 CHROME Ref: 006840  
 Min 0.5 bar pressure **H320mm**



**ATLAS SINGLE LEVER**  
**AT1092**  
 CHROME Ref: 013080  
 Min 0.5 bar pressure **H395mm**



**DIAGON SINGLE LEVER**  
**AT1105**  
 STAINLESS STEEL Ref: 018480  
 Min 0.5 bar pressure **H323mm**



**SPECTO SINGLE LEVER**  
**AT1224**  
 CHROME Ref: 009240  
**AT1225**  
 BRUSHED NICKEL Ref: 010440  
 Min 0.6 bar pressure **H215mm**



**HYDRUS SINGLE LEVER**  
**AT1088**  
 CHROME Ref: 010920  
**AT1089**  
 BRUSHED NICKEL Ref: 012120  
 Min 0.5 bar pressure **H252mm**



**CZAR SINGLE LEVER PULL OUT**  
**AT1240**  
 CHROME Ref: 008160  
 Min 0.9 bar pressure **H357mm**



**FLIQ PROFESSIONAL**  
**AT1153**  
 CHROME Ref: 023640  
 Min 0.5 bar pressure **H491mm**



**VIRTUE NERO SEMI PRO**  
**AT1243**  
 CHROME & BLACK  
 Ref: 024360  
 Min 0.75 bar pressure **H491mm**



**RATIO PROFESSIONAL**  
**AT1115**  
 CHROME Ref: 027480  
 Min 0.5 bar pressure **H465mm**



**STALTO PROFESSIONAL**  
**AT1199**  
 STAINLESS STEEL Ref: 031320  
 Min 1.0 bar pressure **H670mm**



**PICO**  
**AT1226**  
CHROME Ref: 006841  
**AT1227**  
BRUSHED NICKEL Ref: 008041  
Min 0.5 bar pressure **H365mm**




**NEXA**  
**AT1222**  
CHROME Ref: 007201  
**AT1223**  
BRUSHED NICKEL Ref: 007801  
Min 0.3 bar pressure **H344mm**



**ASTRAL**  
**AT1156**  
CHROME Ref: 009481  
**AT1157**  
BRUSHED NICKEL Ref: 010081  
Min 0.3 bar pressure **H355mm**



**VERLA**  
**AT1234**  
CHROME Ref: 012241  
**AT1235**  
BRUSHED NICKEL Ref: 013441  
Min 0.5 bar pressure **H415mm**



**ATLAS** **BEST SELLER**  
**AT1053**  
CHROME Ref: 013081  
**AT1054**  
BRUSHED NICKEL Ref: 014281  
Min 0.2 bar pressure **H390mm**



**FLUID**  
**AT1169**  
CHROME Ref: 014641  
**AT1170**  
BRUSHED NICKEL Ref: 015841  
Min 0.4 bar pressure **H360mm**



**NOVAR**  
**AT1197**  
STAINLESS STEEL Ref: 017641



**ATIK**  
**AT1193**  
MATT BLACK Ref: 021961  
Min 0.4 bar pressure **H346mm**



**FLIQ dual lever**  
**AT1122**  
CHROME Ref: 017040  
**AT1123**  
BRUSHED NICKEL Ref: 018240  
Min 0.4 bar pressure **H382mm**



**ATIK**  
**AT1148**  
CHROME Ref: 019560  
**AT1149**  
BRUSHED NICKEL Ref: 020760  
Min 0.4 bar pressure **H346mm**



**LUDLOW white handles**  
**AT1026**  
CHROME Ref: 011641  
**AT1216**  
BRUSHED NICKEL Ref: 012841  
Min 0.2 bar pressure **H355mm**



**ANTILA cross handles**  
**AT1068**  
CHROME Ref: 012361  
**AT1069**  
BRUSHED NICKEL Ref: 012961  
Min 0.3 bar pressure **H375mm**



**MELFORD cross handles**  
**AT1041**  
CHROME Ref: 011041  
**AT1044**  
BRUSHED NICKEL Ref: 012240  
Min 0.3 bar pressure **H245mm**



**GOSFORD**  
**AT1019**  
CHROME Ref: 012601  
**AT1020**  
BRUSHED NICKEL Ref: 013920  
Min 0.2 bar pressure **H390mm**



**TATE**  
**AT1111**  
CHROME Ref: 013441  
**AT1112**  
BRUSHED NICKEL Ref: 014641  
Min 0.3 bar pressure **H288mm**



**LUDLOW BRIDGE**  
**AT1029**  
CHROME Ref: 013201  
Min 0.2 bar pressure **H400mm**




**ATLAS AQUIFIER**  
**AT2003**  
CHROME Ref: 024961  
**AT2004**  
BRUSHED NICKEL Ref: 026161  
Min 0.3 bar pressure **H390mm**



**GOSFORD AQUIFIER**  
**AT2005**  
CHROME Ref: 024361  
**AT2006**  
BRUSHED NICKEL Ref: 025561  
Min 0.3 bar pressure **H390mm**



**TRIANA AQUIFIER**  
**AT2033**  
CHROME/BLACK Ref: 029761  
Min 0.5 bar pressure **H416mm**



**MELFORD BRIDGE**  
**AT1045**  
CHROME Ref: 013921  
Min 0.3 bar pressure **H268mm**

# PRONTEAU™ 3 IN 1



## COLD, HOT, 98°

- 98°C steaming hot water in an instant
- Safety handle operation across all products in the range
- All products are supplied with our **PROBOIL2** 2 litre boiler and scale control filter kit
- Eco friendly cold start valve on all 3in1 monoblocs
- Professional option features a pull around spray function and dedicated steaming hot water outlet on crossbar



**NEW**

### PROFESSIONAL MONOBLOC

PT1122 Chrome Ref: 055186  
 PT1123 Brushed Nickel Ref: 058435  
 Min 1.5 bar pressure required (cold)  
 and 1.0 bar pressure required (hot)  
**H: 515 SER: 245 SEH: 274 BP: 48**

**NEW**

### PROUNO STEAMING HOT WATER DISPENSER

PT1118 Chrome Ref: 038935  
 PT1119 Brushed Nickel Ref: 041536  
 Min 1.5 bar pressure required  
**H: 273 SER: 108 SEH: 195 BP: 46**



**NEW**

### PRUDUO STEAMING HOT/FILTERED WATER DISPENSER

PT1120 Chrome Ref: 042185  
 PT1121 Brushed Nickel Ref: 044135  
 Min 1.5 bar pressure required  
**H: 299 SER: 116 SEH: 214 BP: 48**



### PROSTYLE MONOBLOC

PT1111 Chrome Ref: 048685  
 PT1112 Brushed Nickel Ref: 051935  
 PT1113 Graphite Ref: 055186  
 PT1114 Matt Black Ref: 055187  
 PT1115 Urban Copper Ref: 055188  
 Min 1.5 bar pressure required (cold)  
 and 0.75 bar pressure required (hot)  
**H: 390 SER: 222 SEH: 287 BP: 48**



### PROSTREAM MONOBLOC

PT1101 Chrome Ref: 048686  
 PT1102 Brushed Nickel Ref: 051936  
 PT1103 Graphite Ref: 055185  
 PT1104 Matt Black Ref: 055184  
 PT1105 Urban Copper Ref: 055183  
 Min 1.5 bar pressure required (cold)  
 and 0.75 bar pressure required (hot)  
**H: 427 SER: 216 SEH: 298 BP: 48**



abode

www.pronteau.co.uk

# PRONTEAU™ 4 IN 1



## 98°, FILTERED, COLD, HOT

- Patented design, the steaming hot water is called up using the innovative Hotkey™
- Controlled flow with no spitting or spurting. Over 50 cups of water per hour delivered
- All products are supplied with our **PROBOIL3** 3 litre boiler and scale control filter kit
- Wide range of designs available. Something to suit every kitchen



### PROVINCE MONOBLOC MIXERTAP

PT1005 Chrome Ref: 092626  
 PT1006 Brushed Nickel Ref: 095875  
 Minimum 0.5 bar pressure required  
**H: 425 SER: 216 SEH: 299 BP: 54**



### PROJECT MONOBLOC MIXERTAP

PT1003 Chrome Ref: 089375  
 PT1004 Brushed Nickel Ref: 092626  
 Minimum 0.5 bar pressure required  
**H: 388 SER: 222 SEH: 278 BP: 54**



### PROFILE MONOBLOC MIXERTAP

PT1001 Chrome Ref: 089375  
 PT1002 Brushed Nickel Ref: 092627  
 Minimum 0.5 bar pressure required  
**H: 425 SER: 216 SEH: 299 BP: 54**



### PROFILE 3 PART MIXERTAP

PT1007 Chrome Ref: 095875  
 PT1008 Brushed Nickel Ref: 099125  
 Minimum 0.5 bar pressure  
**H: 368 SER: 216 SEH: 240 BP: 45 IC: 90 - 180**



### PROJECT 3 PART MIXERTAP

PT1009 Chrome Ref: 095875  
 PT1010 Brushed Nickel Ref: 099125  
 Minimum 0.5 bar pressure required  
**H: 330 SER: 220 SEH: 220 BP: 45 IC: 90 - 180**

H = Height (mm)  
 SER = Spout Exit Reach (mm)  
 SEH = Spout Exit Height (mm)  
 BP = Base Plinth (mm)  
 IC = Inlet Centres (mm)

# WATER THE WAY YOU WANT IT



**NEW**



**SWICH DIVERTER VALVE**  
Round Handle with Classic Filter

**AT2050**  
Chrome Ref: 011100  
**AT2051**  
Brushed Nickel Ref: 011700

**SWICH DIVERTER VALVE**  
Square Handle with Classic Filter

**AT2052**  
Chrome Ref: 011101  
**AT2053**  
Brushed Nickel Ref: 011701

**SWICH DIVERTER VALVE**  
Round Handle with Resin Filter

**AT2054**  
Chrome Ref: 013800  
**AT2055**  
Brushed Nickel Ref: 014400

**SWICH DIVERTER VALVE**  
Square Handle with Resin Filter

**AT2056**  
Chrome Ref: 013801  
**AT2057**  
Brushed Nickel Ref: 014401

abode

**SWICH AQUIFIER**

A revolution in filtered water technology. Switch is simple to install and allows for any kitchen tap to supply filtered water.

Simply twist to divert the standard cold water supply to refreshing filtered water and back again as required.

Couple this with a reusable drinking flask and plastic bottled water can become a thing of the past.

Choose from two shapes and two filters; classic (for soft water areas) or high resin (for hard water areas).



abode  
**SINK & TAP PACKAGES**

Minimum purchase of six sinks

Complete peace of mind is our minimum guarantee with all Abode products. Our comprehensive warranties are created to ensure that you will continue to be delighted with your products over their lifetime. The Abode warranty on all kitchen sinks is 10 years and on all taps and mixers it is 5 years.



**SINGLE LEVER MONOBLOC**  
Chrome  
**ACT2092**



**DAVENPORT MONOBLOC**  
Chrome  
**ACT2001**



**PICO MONOBLOC**  
Chrome  
**AT1226**



**TRYDENT SINGLE BOWL AND DRAINER INSET SINK**  
(Reversible)  
**AW5054**  
L860mm x W500mm x D175mm  
minimum base unit 450mm



**TRYDENT 1.5 BOWL AND DRAINER INSET SINK**  
(Reversible)  
**AW5055**  
L1000mm x W500mm x D175mm  
minimum base unit 600mm



**CONNIEKT SINGLE BOWL AND DRAINER INSET SINK**  
(Reversible)  
**AW5056**  
L860mm x W500mm x D190mm  
minimum base unit 450mm



**CONNIEKT 1.5 BOWL AND DRAINER INSET SINK**  
(Reversible)  
**AW5057**  
L1000mm x W500mm x D170mm  
minimum base unit 600mm



**ORIEL SINGLE BOWL AND DRAINER INSET SINK**  
(Reversible)  
**AW3112** Black Granite  
**AW3114** Frost White Granite  
**AW3116** Sable Granite  
L780mm x W480mm x D200mm  
minimum base unit 450mm



**ORIEL 1.5 BOWL AND DRAINER INSET SINK**  
(Reversible)  
**AW3113** Black Granite  
**AW3115** Frost White Granite  
**AW3117** Sable Granite  
L950mm x W480mm x D200mm  
minimum base unit 600mm

# Italian Taps

## HILTON



**ACT2092** Chrome Ref: 003240

Min 0.3 bar pressure required **H125mm**

## AMALFI



**ACT2097** Chrome, white handles Ref: 008640

Min 0.3 bar pressure required **H355mm**

## AURORA



**ACT2085** Chrome Ref: 006120

Min 0.5 bar pressure required **H365mm**

## DAVENPORT



**ACT2001** Chrome Ref: 006480

**ACT2002** Brushed Steel Ref: 007920  
Min 0.3 bar pressure required **H350mm**

## NUOVO



**ACT2095** Chrome Ref: 006600

Min 0.5 bar pressure required **H267mm**

## VENICE



**ACT2056** Chrome Ref: 006960

**ACT2057** Brushed Steel Ref: 009120  
Min 0.3 bar pressure required **H335mm**

## VITTORIANO



**ACT2076** Chrome Ref: 007560

Min 0.3 bar pressure required **H355mm**

## NICO



**ACT2096** Chrome Ref: 008520

Min 0.6 bar pressure required **H334mm**

## BELLAGIO



**ACT2003** Chrome Ref: 008521

**ACT2004** Brushed Steel Ref: 009660  
Min 0.3 bar pressure required **H355mm**

## MODENA



**ACT2009** Chrome Ref: 008640

**ACT2010** Brushed Steel Ref: 009840  
Min 0.5 bar pressure required **H250mm**

## SIENA



**ACT2094** Chrome Ref: 009121

Min 0.3 bar pressure required **H370mm**

## LUCCA



**NEW**



**ACT3010** Matt Black Ref: 013080

Min 0.5 bar pressure required **H295mm**

## BELLINA PULL OUT



**ACT2052** Chrome Ref: 014280

Min 0.5 bar pressure required **H390mm**

## DRITTO



**ACT3007** Chrome Ref: 015480

Min 0.3 bar pressure required **H286mm**

## CONTEMPORARY FILTER



**ACT2082** Chrome Ref: 018240

Min 0.3 bar pressure required **H385mm**

Filter technology provides a clean source of fresh water

## SORRENTO



**ACT2099** Chrome Ref: 006600

Min 0.3 bar pressure required **H240mm**

Belling **0844 815 3746**  
NewWorld **0844 815 3747**  
Stoves **0844 815 3740**  
Britannia **0844 463 9705**  
DesignAir **0344 800 11 28**  
Caple **01179 381 900**

**AT YOUR SERVICE**

Neff **08702 413383**  
Bosch **08702 413381**  
Rangemaster **0800 804 6261**  
Rangemaster Sinks **0800 804 6241**  
Astracast **01274 475160**  
Abode Taps **01226 283434**  
Italian Taps **01226 283434**

Due to the variables in photographic, reprographic and printing processes, colours may vary from those of the actual products. As we have a policy of continued improvement and development, we reserve the right to amend colours, specifications, prices or products without prior notice. E. & O. E.