

SONATA

2019 Hyundai





Loyalty like this is earned. One owner at a time.

In the 2018 Brand Keys Customer Loyalty Index,[®] Hyundai ranked #1 among all automotive brands. It's the ninth year in a row we've topped these rankings.¹ What makes our customers so loyal? For starters, Sonata has the top 5-Year Cost to Own ranking of any car in its class according to Kelley Blue Book's KBB.com.² And like every Hyundai, Sonata is backed by America's Best Warranty.

But Sonata owners know that as good as their current car is, they can expect the next one to be even better. Its eye-pleasing design – created in our California studio – has been refined for 2019 with a stylish mesh grille on SEL, Sport and Limited models. Limited models also feature an available panoramic sunroof that bathes Sonata's class-leading passenger volume³ in sunlight.

Sonata continues to lead the way when it comes to safety as well. Its advanced active safety systems include Blind Spot Detection with Lane Change Assist and Rear Cross-traffic Alert – standard on every model.⁴

Sonata also keeps you better connected, courtesy of Hyundai Blue Link[®] (complimentary for your first 3 years).⁵ And Sonata has emerged as a leader among hybrid vehicles. The 2019 Sonata Hybrid and Plug-in Hybrid both offer the remarkable styling and fuel efficiency you desire, together with the spacious interior you demand.

With such a wide range of well-equipped models, you'll soon discover your own reasons for joining Sonata's loyal following.



“You’ll find the Sonata on our most recent lists of 10 Best Sedans Under \$25,000 and 10 Most Comfortable Cars Under \$30,000, but Hyundai’s midsize sedan has been made even better since.”⁶



¹Based on 2010, 2011, 2012, 2013, 2014, 2015, 2016, 2017 and 2018 Brand Keys Customer Loyalty Engagement Index®. ²2018 model-year vehicles* projected cost to own for the initial five-year ownership period is based on the average Kelley Blue Book 5-Year Cost to Own data, which considers depreciation and costs such as fuel and insurance. For more information, visit www.KBB.com. ³Claim based on comparison of specifications on manufacturer websites for non-premium midsize sedans. ⁴Do not rely completely on Blind Spot Detection (BSD) and be sure to use proper lane changing procedures. BSD may not detect every object or vehicle and will not prevent accidents. Lane Change Assist provides an audible and visual alert if the turn signal is activated and another vehicle in the blind spot is sensed. Rear Cross-traffic Alert (RCTA) is active when the vehicle is in reverse gear and backing at a speed less than 6 mph. Never rely exclusively on RCTA. Always look over your shoulder and use your mirrors to confirm rear clearance. There are limitations to the function, detection, range and clarity of these systems. See Owner's Manual for details. ⁵Blue Link is complimentary for the first 3 years of ownership and requires an active Blue Link subscription. Three-year term starts from the new vehicle date of first use and is available for new vehicle purchases and leases based upon terms and conditions on the Blue Link subscription enrollment pages. Only use Blue Link and corresponding devices when it is safe to do so. Cellular and GPS coverage is required. Features, specifications, and fees vary by subscription plan and are subject to change. For more on details and limitations, visit hyundai.com or your authorized Hyundai dealer. ⁶From "Best Family Sedans of 2018" on Kelley Blue Book's KBB.com. Kelley Blue Book is a registered trademark of Kelley Blue Book Co., Inc.



¹Claim based on comparison of specifications on manufacturer websites. ²*Automobile*, July 2017.

A practical guide to choosing the right Sonata.

Sonata doesn't take a one-size-fits-all approach. It comes in a variety of expertly engineered gas and hybrid-powered models to ensure you get not just the car you need, but the car you want.

The 2019 Sonata SE's 2.4L engine and 6-speed SHIFTRONIC® automatic transmission balance smooth power with spirited responsiveness. Sonata Eco's 1.6L turbo engine is synced with a quick-shifting 7-speed Dual Clutch Transmission, producing more horsepower and torque than the 2018 Chevrolet Malibu 1.5T and Volkswagen Passat 2.0T – with better fuel economy than many subcompacts and econoboxes.¹ Our top-of-the-line Sonata Limited 2.0T couples an advanced twin-scroll turbocharger with an 8-speed SHIFTRONIC® automatic transmission for 245-horsepower performance that *Automobile* described as “a home run for the sedan world” during their first drive of the 2018 Sonata 2.0T.²

No matter which Sonata you choose, an innovation called Drive Mode Select lets you tailor it even more precisely to your requirements. Simply decide your priority – comfort, fuel economy or a sporty feel – and Drive Mode Select recalibrates the engine, transmission and steering response to reflect your wishes. Sonata 2.0T models even include a Smart setting that analyzes your driving and automatically adjusts to the mode that seems to suit you. Who knew being so practical could get you exactly what you wanted?

Sonata 2.0T Features



Twin-Scroll Turbocharger



8-Speed SHIFTRONIC®



Sport-Tuned Suspension



18" Alloy Wheels



12.6" Front Disc Brakes

Turns For The Better

Hyundai engineers calibrated the Sonata's steering and rear suspension to deliver handling that's more precise – without compromising ride comfort. A 35.6-foot turning radius – the tightest in its class¹ – also adds exceptional maneuverability in U-turns and tight parking lots.

Paradigm Shifts

The 2019 Sonata 2.0T's 8-speed transmission helps deliver extra off-the-line acceleration, smooth shifting and a more fuel-efficient dash down the interstate. Sonata Eco's dual clutches work in tandem to create instantaneous gear shifts and boost fuel economy through improved efficiency.

Slippery Shape

Sonata's sleek design is inspired by the shape of America's Cup catamaran hulls that glide above choppy waves with stability and ultra-responsive speed. This has produced an aerodynamic 0.27 coefficient of drag that improves fuel efficiency and helps reduce wind noise.



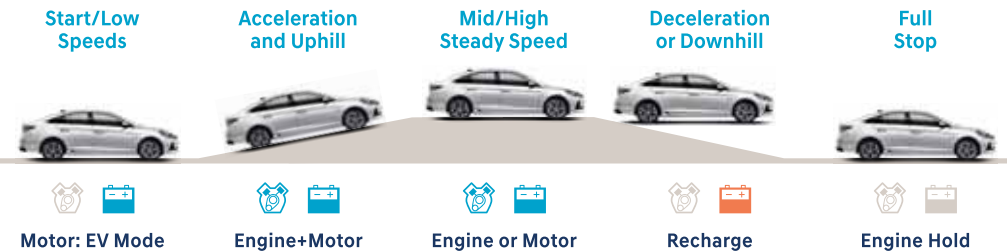


How much more rewarding can protecting our planet be?

The fuel-saving power behind the 2019 Sonata Hybrid and Plug-in Hybrid is Hyundai Blue Drive® technology, which seamlessly switches power between a gasoline direct-injection engine and a powerful electric motor. What makes Sonata hybrids so special is how quietly this transfer of power is handled: It's smooth and virtually imperceptible, preserving the serenity you expect from a comfortable, luxuriously appointed sedan.

Sonata Plug-in Hybrid's primary charge energy is preserved by a state-of-the-art lithium-ion polymer battery with more power – and a longer driving range – compared to the conventional battery systems used by some competing hybrids.¹ On the road, you'll enjoy an estimated 28-mile All-Electric Range,² an estimated 600-mile total range (when the gasoline engine and electric motor work together),² and an estimated efficiency rating of 99 MPGe in electric mode with 39 MPG combined in hybrid mode.² It's a technology so impressive, it led to Sonata being the first plug-in hybrid ever named to the Wards 10 Best Engines list.³

Behind the wheel, you'll enjoy how precise Sonata Hybrid and Plug-in Hybrid's shifting feels versus the rubber-band sensation of some other hybrids' continuously variable transmissions. The suspension is a revelation, delivering responsive handling dynamics without sacrificing a smooth ride. Something else you'll appreciate: A class-exclusive Lifetime Hybrid Battery Warranty.¹



Fast, Powerful Charging

Sonata Plug-in Hybrid's 9.8 kWh battery system is the ideal size for optimizing both extended EV driving and time to charge. A 240V charger takes less than 3 hours to recharge. Using a 120V outlet takes less than 9 hours, perfect for overnight charging.

Better Regenerative Braking

In some hybrids, the regenerative braking that recharges your car's battery creates an oddly unsettling feel underfoot. But Sonata hybrids are different. Press the brake pedal, and the response that you feel is pleasantly smooth and linear. Just the way it should be.


Turning Less Into More

Sonata Hybrid and Plug-in Hybrid models feature a highly compact battery system and the perfect packaging solution – placing it under the trunk floor. Doing this contributes to both a lower center of gravity and class-leading passenger volume.¹



¹Claim based on comparison of specifications on manufacturer websites. ²Hyundai estimates. Official 2019 ratings not finalized at press time. For the latest MPG and MPGe ratings, visit hyundai.com. MPG estimates for comparison only. Mileage may vary. Your actual mileage will vary with options, driving conditions, driving habits and your vehicle's condition. MPGe is the EPA-equivalent measure of gasoline fuel efficiency for electric mode operation. Use for comparison purposes only. Mileage may vary depending on driving conditions, driving habits, your vehicle's condition, the age/condition of the lithium-ion polymer battery, and other factors. ³Wards 10 Best Engines list for 2016.

SONATA Hybrid Limited with Ultimate Package in Skyline Blue



¹Claim based on comparison of specifications on manufacturer websites. ²Standard on Sonata SEL, Sport, Limited, Limited 2.0T and Plug-in Hybrid Limited, available on Hybrid Limited. ³Standard on Sonata Limited 2.0T and Plug-in Hybrid Limited, available on Sonata Limited and Hybrid Limited. ⁴The hands-free smart trunk will open when your Proximity Key is within 3 feet of the rear detection area for at least 3 seconds. Radio transmitters and other vehicle smart keys may interfere in normal operation. Please consult your Owner's Manual for details.

Welcome to our most luxurious Sonata models ever.

The average American spends almost 300 hours of driving and sitting in traffic each year. So we designed a healthy dose of comfort and convenience into our most luxurious Sonata models ever.

Inside, an ergonomic dashboard design with intuitive piano key controls echoes the exterior's sophisticated styling. An exceptional array of standard and available premium features makes the most of class-leading interior space – with more front head room and leg room than competing midsize sedans and even midsize SUVs like the 2018 Jeep Grand Cherokee and Toyota 4Runner.¹

Soothing heat or cooling ventilation keeps front-seat passengers comfortable, while the relaxation of rear occupants is enhanced by privacy shades that raise to cover the rear side windows. Two individual driver seat and side mirror positions can be programmed into Sonata's Integrated Memory System. The driver's hands are warmed by a heated leather-wrapped steering wheel² and, on Sonata Limited 2.0T, full-leather seating is accented by contrast stitching.

If all of this sounds good to you, wait until you hear Sonata's 400-Watt Infinity® Premium Audio system.³ Eight strategically placed speakers turn the Limited's interior into a concert hall, making your commute one of the best parts of your day.

A Smarter Trunk

Tired of fumbling for your keys just to open the trunk? Sonata's class-exclusive smart trunk detects your key fob and opens automatically for easy access to cavernous cargo space that swallows 4 sets of golf clubs.⁴

Let's Be Clear

Sonata's available 400-Watt Infinity® Premium Audio uses Clari-Fi™ Music Restoration Technology to analyze digital or streaming audio files and restore sound qualities lost in compression. So you can enjoy nuances the artists intended you to hear.

Navigation Innovation

A high-resolution navigation system is available with an 8" split-screen display and an improved processor that renders vivid, easy-to-follow bird's-eye perspectives and junction view lane guidance.³ Real-time traffic flow and incident data is provided by HD Radio™ traffic services without requiring a subscription.



8-speaker
Infinity®
Premium
Audio





Among midsize sedans, the standard for safety is Sonata.

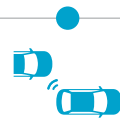
Hyundai owners know they can expect us to lead – especially when it comes to safety. Sonata was the first car in its class to make safety innovations like Blind Spot Detection, Lane Change Assist and Rear Cross-traffic Alert standard on every model.¹ Sonata Limited's available rear parking sensors have also got your back with audible and visual warnings that alert you when obstructions get too close.²

It's all part of Hyundai's advanced active safety systems, an arsenal that includes available Lane Keep Assist and Automatic Emergency Braking with Pedestrian Detection.³ All designed to help Sonata drivers by alerting them to the potential for collisions before they happen – and actively engaging in preventative safety measures if a collision appears imminent.

Sonata's crash protection starts with a body infused with advanced high-strength steel and also includes 7 standard airbags: Dual front, side, and curtain...as well as a driver's knee airbag.⁴ Do we expect other midsize sedans to continue following our lead by making more safety innovations standard? For everyone's benefit, we sincerely hope so.



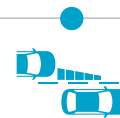
Hyundai Advanced Safety Technologies⁸



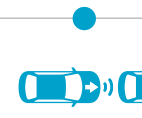
**Blind Spot
Detection**



**Rear Cross-traffic
Alert**



**Lane Change
Assist**



**Automatic
Emergency Braking**



**Lane Keep
Assist**



A Brighter Idea

Conventional headlights project straight ahead. But roads aren't always straight. Which is why all Sonata Limited models feature LED headlights with Dynamic Bending Light that turns your headlight beams in sync with the steering wheel for better visibility in and around corners.⁵

Back Up, Calm Down

Nearly one quarter of all auto accidents today involve a car that's backing up.⁶ Thankfully, Sonata comes standard with Rear Cross-traffic Alert. It helps warn of vehicles approaching from the side when you are backing out of parking spaces in reverse gear.

A Brain For Lanes

When a vehicle in front slows, Sonata's available Smart Cruise Control automatically reduces your speed. It can even slow to a stop and restart automatically.⁷ Lane Keep Assist's corrective steering assistance helps you avoid drifting outside of your driving lane unintentionally.



¹ Claim based on comparison of specifications on manufacturer websites. ² Standard on Sonata Limited 2.0T and Plug-in Hybrid Limited, available on Sonata Limited and Hybrid Limited. ³ Standard on Sonata Limited, Limited 2.0T and Plug-in Hybrid Limited, available on Sonata SEL, Sport and Hybrid Limited. Automatic Emergency Braking (AEB) with Pedestrian Detection detects pedestrians, but not in all conditions. AEB is designed to assist drivers to avoid, or reduce the severity of, collisions with cars that have slowed or stopped in front of them. It is a supplemental assist and does not replace the need for extreme care and attention by the driver. AEB may not stop the vehicle completely and will not avoid all collisions. Lane Keep Assist (LKA) operates above approximately 44 mph and only when the lane markings are clearly visible on the road. LKA will not work under all circumstances and will not prevent loss of control. LKA is a supplemental assist and does not replace the need for extreme care and attention by the driver. See Owner's Manual for details. ⁴ The Supplemental Restraint System (SRS) is designed to work with the 3-point seatbelt system. The SRS deploys in certain frontal and/or side-impact collisions where significant injury is likely. The SRS is not a substitute for seatbelts, which should be worn at all times. Children under the age of 13 should be restrained securely in the rear seat, NEVER place a rear-facing child seat in the front seat of a vehicle that has a passenger-side airbag. ⁵ Standard on Sonata Limited, Limited 2.0T, Hybrid Limited and Plug-in Hybrid Limited. ⁶ Source: NHTSA's National Center for Statistics and Analysis. ⁷ Standard on Sonata Limited, Limited 2.0T, Hybrid Limited and Plug-in Hybrid Limited, available on Sonata SEL and Sport. Smart Cruise Control with stop/start (SCC) is not a collision-avoidance or warning device. SCC is for highway use only and should not be used in poor weather, heavy or varying traffic, or on winding or slippery roads. The driver remains responsible for slowing or stopping the vehicle to avoid a collision. SCC initiates a full stop when the traffic ahead stops and reengages if the vehicle ahead moves forward within 3 seconds. See Owner's Manual for details. ⁸ Features vary by model. For details, refer to the Features chart in the back of this brochure or visit hyundai.com.



¹Hyundai Blue Link is complimentary for the first 3 years of ownership and requires an active Blue Link subscription. Three-year term starts from the new vehicle date of first use and is available for new vehicle purchases and leases based upon terms and conditions on the Blue Link subscription enrollment pages. Only use Blue Link and corresponding devices when it is safe to do so. Cellular and GPS coverage is required. Features, specifications, and fees vary by subscription plan and are subject to change. For more on details and limitations, visit hyundaibluelink.com or your authorized Hyundai dealer. ²Blue Link agents will contact existing emergency service responders. ³Requires navigation-equipped vehicle and Blue Link Guidance package. ⁴Requires Blue Link Remote package. ⁵Blue Link subscription required. Blue Link Remote Charge Access includes a 3-year complimentary trial. Vehicle needs to be plugged into a 120V or 240V electrical socket to activate remote charging. See Owner's Manual for details. ⁶For remote charging, vehicle needs to be plugged into a 120V or 240V electrical socket. See Owner's Manual for details. Amazon, Alexa and all related logos and motion marks are trademarks of Amazon.com, Inc. or its affiliates. Google, Google Home and other marks are trademarks of Google Inc. ⁷Apple CarPlay works with iPhone 5 and later models running the latest version of iOS 7.1 and above. Apple is a registered trademark of Apple Inc. Android Auto requires the Android Auto app on Google Play and an Android-compatible smartphone running Android 5.0 Lollipop or higher. Google, Android, Android Auto, Google Play and other marks are trademarks of Google Inc. ⁸Smartphone GPS location must be within 1-mile radius of vehicle's location to display searched location.

It's time you felt a truly special connection with your car.

Hyundai's Blue Link® technology keeps you connected to the services, information and entertainment you need on the road.¹ It starts with Blue Link Connected Care. Complimentary for your first 3 years, it offers exceptional peace of mind with trained operators standing by to provide emergency roadside assistance if needed.² Then, there's Blue Link Guidance. It lets you search, download and navigate to addresses and points of interest using voice commands from the driver seat or your smartphone before entering your car.³

If you're like most Hyundai owners, the Blue Link feature you'll love most is remote access.⁴ Use your smartphone's MyHyundai app to unlock/lock and start/stop your Sonata remotely. Set the cabin temperature before entering the car. Or help law enforcement recover your vehicle if it's ever stolen. Sonata Plug-in Hybrid owners can also start or stop charging their car remotely, monitor their car's charge level or available range, and set up weekly charging schedules to take advantage of off-peak-hour rates.⁵

Blue Link also integrates with wearable devices like Apple Watch™ and voice services like Amazon Alexa® and Google Assistant.™ Want to start charging your Sonata Plug-in Hybrid's battery? Just talk to your Amazon Echo® or Google Home™ device, and consider it done.⁶ Don't you wish you could connect to everything this easily?



The Smartphone, Now Smarter

Sonata's standard Apple CarPlay™ and Android Auto™ let you integrate your smartphone with its large high-resolution display. You can seamlessly access maps and navigation, contact lists, texts, calls, your music library and more using Sonata's touchscreen or simple voice commands.⁷



Cut The Cord

We get it – your life basically runs on your phone. Which is why the 2019 Sonata is available with a built-in wireless charging pad. Leave the hassle of messy cords behind – just place your compatible smartphone on the charging pad, and it soaks up the juice. Simple as that.



Hyundai Blue Link®

What gives Sonata owners a better connection to the things they need? Hyundai's Blue Link Connected Car System, complimentary for the first 3 years of ownership. For details on all of the Blue Link features offered, visit hyundaibluelink.com.



Automatic Emergency Assistance

Blue Link Connected Care offers 24/7 SOS Emergency Assistance and Automatic Collision Notification that calls for help if you're in an accident where airbags deploy.



On-Demand Diagnostics

Run vehicle diagnostics from your Hyundai's touchscreen, report issues at the press of a button, and receive Monthly Vehicle Health Reports or maintenance reminders by email.



Destination Send-To-Car

Ask your phone to find new restaurants or points of interest that may not be updated on your vehicle's maps, then send the destination to Sonata's navigation system.



Remote Controls

Use your smartphone, home assistant or wearable device to remotely start your Sonata's engine, unlock the doors, set the cabin temperature and more.



Car Finder

Your MyHyundai app lets you navigate your way through crowded stadiums or shopping mall parking lots back to your car.⁸



Vehicle Charging Dashboard

Find charging stations, control your Sonata Plug-in Hybrid's charging remotely, and even schedule charging at cheaper off-peak hours.

SONATA Models & Packages

SONATA SE



Popular Features

Blind Spot Detection with Rear Cross-traffic Alert and Lane Change Assist

7" color touchscreen AM/FM/MP3 audio display with Android Auto™ and Apple CarPlay™

Class-leading interior volume

Rearview camera with dynamic guidelines

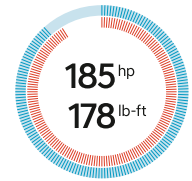


16" Alloy Wheel

2.4L GDI
4-cylinder

26/35/29

City/Highway/Combined MPG
EPA Estimates



SONATA Eco



Popular Features

7-speed EcoShift® Dual Clutch Transmission with SHIFTRONIC®

Rearview camera with dynamic guidelines

Blind Spot Detection with Rear Cross-traffic Alert and Lane Change Assist

7" color touchscreen AM/FM/MP3 audio display with Android Auto™ and Apple CarPlay™

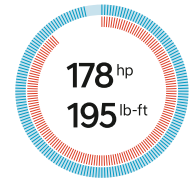


16" Alloy Wheel

1.6L Turbocharged
GDI 4-cylinder

28/37/31

City/Highway/Combined MPG
EPA Estimates



SONATA SEL



Popular Features

8-way power driver seat with power lumbar support

Heated front seats and steering wheel

Dual automatic temperature control with rear-seat air vents

Proximity Key entry with push button start

Wireless charging pad and rear seat USB charge port

Hyundai Blue Link® Connected Car System (3 years complimentary)

Leather-wrapped steering wheel and shift knob

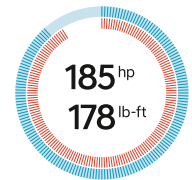


17" Alloy Wheel

2.4L GDI
4-cylinder

25/33/28

City/Highway/Combined MPG
EPA Estimates



Tech Package

Automatic Emergency Braking with Pedestrian Detection

Smart Cruise Control with stop/start

Lane Keep Assist

Electronic Parking Brake with Automatic Vehicle Hold



2019 NHTSA
5-Star Overall Safety Rating¹



2018 IIHS Top Safety Pick+ when equipped with optional Automatic Emergency Braking and LED headlights with Dynamic Bending Light²

¹ Government 5-Star Safety Ratings are part of the National Highway Traffic Safety Administration's (NHTSA) New Car Assessment Program (safercar.gov). ² TOP SAFETY PICK+ rating applies to vehicles equipped with available Automatic Emergency Braking and is based on an Insurance Institute for Highway Safety Good rating in the driver-side small overlap front, moderate overlap front, side, roof strength and head restraint tests, as well as an Acceptable or Good rating in the passenger-side small overlap front test. It also must earn an Advanced or Superior rating for front crash prevention and a Good headlight rating. For details, visit iihs.org.

**SONATA
Sport**



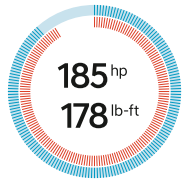
Popular Features

- Power tilt-and-slide sunroof
- Aluminum sport pedals and sport seats with leather bolsters
- Sport rear diffuser with chrome dual exhaust tips
- Leather-wrapped flat-bottom steering wheel and shift knob
- Dual automatic temperature control with rear-seat air vents
- Wireless charging pad



17" Alloy Wheel

2.4L GDI
4-cylinder
25/33/28
City/Highway/Combined MPG
EPA Estimates



Tech Package

- | | |
|---|--|
| Automatic Emergency Braking with Pedestrian Detection | Smart Cruise Control with stop/start |
| Lane Keep Assist | Electronic Parking Brake with Automatic Vehicle Hold |

**SONATA
Limited**



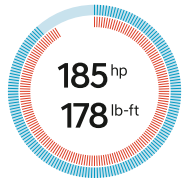
Popular Features

- Automatic Emergency Braking with Pedestrian Detection
- Lane Keep Assist
- Smart Cruise Control with stop/start
- Electronic Parking Brake with Automatic Vehicle Hold
- High Beam Assist
- LED headlights with Dynamic Bending Light
- Power tilt-and-slide sunroof
- Leather seating surfaces with heated/ventilated front seats
- Integrated Memory System for driver seat and side mirrors



17" Alloy Wheel

2.4L GDI
4-cylinder
25/33/28
City/Highway/Combined MPG
EPA Estimates



Ultimate Package

- | | |
|---|--|
| Power tilt-and-slide panoramic sunroof | Rear parking sensors |
| Rear side-window sunshades | 8" high-resolution touchscreen navigation system |
| Infinity® 400-Watt Premium Audio system | HD Radio™ traffic services |
| Clari-Fi™ Music Restoration Technology | SiriusXM Travel Link® (3 months complimentary) |

**SONATA
Limited 2.0T**



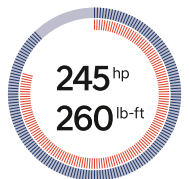
Popular Features

- 8-speed automatic transmission with SHIFTRONIC®
- Sport-tuned suspension and steering
- Automatic Emergency Braking with Pedestrian Detection
- 8" touchscreen navigation system with HD Radio™ traffic services
- Infinity® 400-Watt Premium Audio system with 8 speakers
- Power tilt-and-slide panoramic sunroof



18" Alloy Wheel

2.0L Turbocharged
GDI 4-cylinder
23/32/26
City/Highway/Combined MPG
EPA Estimates



SONATA	SE	Eco	SEL	Sport	Limited	Limited 2.0T
Power & Handling						
185-hp/178 lb-ft, 2.4L GDI 4-cylinder engine	●	—	●	●	●	—
178-hp/195 lb-ft, 1.6L turbocharged GDI 4-cylinder engine	—	●	—	—	—	—
245-hp/260 lb-ft, 2.0L turbocharged GDI 4-cylinder engine	—	—	—	—	—	●
6-speed automatic transmission with SHIFTRONIC®	●	—	●	●	●	—
7-speed EcoShift® Dual Clutch Transmission with SHIFTRONIC®	—	●	—	—	—	—
8-speed automatic transmission with SHIFTRONIC®	—	—	—	—	—	●
Steering wheel paddle shifters	—	—	—	●	—	●
Sport-tuned suspension and steering	—	—	—	—	—	●
Larger ventilated front disc brakes	—	—	○	○	●	●
Drive Mode Select	●	●	●	●	●	●
Dual Flow Damper shock absorbers	●	●	●	●	●	●
Exterior Features						
Sport cascading mesh grille	—	—	●	●	●	●
Sport diffuser with dual chrome exhaust tips	—	—	—	●	—	●
Chrome side window surround	●	●	●	●	●	●
Solar control windows	●	●	●	●	●	●
Dark chrome lower bodyside moldings	—	—	—	●	—	●
Automatic headlights	●	●	●	●	●	●
LED Daytime Running Lights	—	—	●	●	●	●
LED headlights and taillights	—	—	—	—	●	●
Heated side mirrors with LED turn signal indicators	—	—	●	●	●	●
Chrome exterior door handles	—	—	●	—	●	—
Dark chrome exterior door handles	—	—	—	●	—	●
Hands-free smart trunk with auto open	—	—	●	●	●	●
Power tilt-and-slide sunroof	—	—	—	●	●	—
Power tilt-and-slide panoramic sunroof	—	—	—	—	○	●
Rear parking sensors	—	—	—	—	○	●
Rearview camera with dynamic guidelines	●	●	●	●	●	●
Interior Features						
Proximity Key entry with push button start	—	—	●	●	●	●
4.2" color LCD multi-info display	—	—	●	●	●	●
Tilt-and-telescopic steering wheel with cruise controls	●	●	●	●	●	●
Dual automatic temperature control	—	—	●	●	●	●
8-way power driver seat with adjustable lumbar support	—	—	●	●	●	●
60/40 split-folding rear seats	●	●	●	●	●	●
Heated front seats and steering wheel	—	—	●	●	●	●
Leather-wrapped steering wheel and shift knob	—	—	●	●	●	●
Integrated Memory System for driver seat and side mirrors	—	—	—	—	●	●
Leather seating surfaces and ventilated front seats	—	—	—	—	●	●
6-way power front passenger seat	—	—	—	—	●	●
Floor console-mounted rear vents	—	—	●	●	●	●
Power windows with front auto-down/up (driver/passenger)	●/—	●/—	●/●	●/●	●/●	●/●

SONATA	SE	Eco	SEL	Sport	Limited	Limited 2.0T
Interior Features						
LED interior lighting	—	—	—	●	●	●
Auto-dimming rearview mirror with compass and HomeLink®	—	—	—	—	●	●
Premium door sill plates	—	—	—	—	●	●
3D Tech interior accents with flat-bottom steering wheel and aluminum sport pedals	—	—	—	●	—	●
Manual rear side-window sunshades	—	—	—	—	○	●
Electronic Parking Brake with Automatic Vehicle Hold	—	—	○	○	●	●
Smart Cruise Control with stop/start	—	—	○	○	●	●
Advanced Safety						
Automatic Emergency Braking with Pedestrian Detection	—	—	○	○	●	●
Lane Keep Assist	—	—	○	○	●	●
High Beam Assist	—	—	—	—	●	●
Dynamic Bending Light	—	—	—	—	●	●
Blind Spot Detection with Rear Cross-traffic Alert and Lane Change Assist	●	●	●	●	●	●
Audio & Connected Car Technology						
7" color touchscreen display AM/FM/MP3 audio with Android Auto™ and Apple CarPlay™	●	●	●	●	●	—
8" high-resolution touchscreen navigation with AM/FM/MP3 audio, Android Auto™ and Apple CarPlay™	—	—	—	—	○	●
Infinity® 400-Watt Premium Audio system with 8 speakers and Clari-Fi™ Music Restoration Technology	—	—	—	—	○	●
SiriusXM® Satellite Radio and HD Radio™	—	—	●	●	●	●
SiriusXM Travel Link® (3 months complimentary)	—	—	—	—	○	●
Bluetooth® hands-free phone system with phonebook transfer and wireless audio streaming	●	●	●	●	●	●
Wireless charging pad	—	—	●	●	●	●
Blue Link® Connected Car System (3 years complimentary)	—	—	●	●	●	●
Smartphone/USB auxiliary input jacks	●	●	●	●	●	●
Rear seat USB charge port	—	—	●	●	●	●

● Standard ○ Optional — Not Available

Exterior Dimensions

	SONATA
Wheelbase	110.4 in
Overall Length	191.1 in
Overall Width (excluding mirrors)	73.4 in
Overall Height	58.1 in
Coefficient of Drag	0.27 Cd

Interior Dimensions

	SONATA
Head Room, front/rear	40.4/38.0 in
Leg Room, front/rear	45.5/35.6 in
Shoulder Room, front/rear	57.9/56.5 in
Hip Room, front/rear	55.3/56.1 in


SONATA Exterior Colors




SONATA Hybrid/Plug-in Hybrid Exterior Colors



SONATA Interior Colors



SONATA Hybrid/Plug-in Hybrid Interior Colors



SONATA Hybrid & Plug-in Hybrid	Hybrid SE	Hybrid Limited	Plug-in Hybrid	Plug-in Hybrid Limited
Power & Handling				
193 net hp, 2.0L GDI 4-cylinder hybrid engine with 38 kW permanent magnet high-power density motor	●	●	—	—
202 net hp, 2.0L GDI 4-cylinder hybrid engine with 50 kW permanent magnet high-power density motor	—	—	●	●
6-speed automatic transmission with SHIFTRONIC® manual shift mode	●	●	●	●
Drive Mode Select	●	●	●	●
Dual Flow Damper shock absorbers	●	●	●	●
Exterior Features				
Automatic headlights	●	●	●	●
LED Daytime Running Lights and taillights	●	●	●	●
LED headlights with Dynamic Bending Light	—	●	—	●
Heated power side mirrors with turn signal indicators	●	●	●	●
Solar control windows	●	●	●	●
Chrome exterior door handles with front welcome lights	●	●	●	●
Chrome side window surround	●	●	●	●
Chrome lower bodyside moldings	●	●	●	●
Hands-free smart trunk with auto open	●	●	●	●
Rearview camera with dynamic guidelines	●	●	●	●
Power tilt-and-slide panoramic sunroof	—	●	—	—
Rear parking sensors	—	○	—	●
Interior Features				
Proximity Key entry with push button start	●	●	●	●
4.2" color LCD multi-info display	●	●	●	●
Tilt-and-telescopic steering wheel with cruise controls	●	●	●	●
Dual automatic temperature control	●	●	●	●
8-way power driver seat with adjustable lumbar support	—	●	●	●
6-way power front passenger seat	—	●	—	●
Leather-wrapped steering wheel and shift knob	●	●	●	●
Integrated Memory System for driver seat and side mirrors	—	●	—	●
60/40 split-folding rear seats	—	●	—	—
Ventilated front seats	—	●	—	●
Heated front seats	—	●	●	●
Heated steering wheel	—	○	—	●
Leather seating surfaces	—	●	—	●
Floor console-mounted rear vents	—	●	●	●
Manual rear side-window sunshades	—	○	—	—
Power windows with front auto-down/up (driver/passenger)	●/—	●/●	●/●	●/●
Woodgrain-style interior trim	—	●	—	●
LED interior lighting	—	●	—	—
Auto-dimming rearview mirror with compass and HomeLink®	—	●	●	●
Premium door sill plates	—	●	—	●
Electronic Parking Brake with Automatic Vehicle Hold	—	●	—	●
Smart Cruise Control with stop/start	—	●	—	●

SONATA Hybrid & Plug-in Hybrid	Hybrid SE	Hybrid Limited	Plug-in Hybrid	Plug-in Hybrid Limited
Advanced Safety				
Automatic Emergency Braking with Pedestrian Detection	—	●	—	●
Lane Keep Assist	—	●	—	●
High Beam Assist	—	●	—	●
Driver Attention Alert	—	●	—	●
Tire Pressure Monitoring System with individual tire indicators	●	●	●	●
Blind Spot Detection with Rear Cross-traffic Alert and Lane Change Assist	●	●	●	●
Audio & Connected Car Technology				
7" color touchscreen display AM/FM/MP3 audio with Android Auto™ and Apple CarPlay™	●	●	●	—
8" high-resolution touchscreen navigation with AM/FM/MP3 audio, Android Auto™ and Apple CarPlay™	—	○	—	●
Infinity® 400-Watt Premium Audio system with 8 speakers and Clari-Fi™ Music Restoration Technology	—	○	—	●
SiriusXM® Satellite Radio and HD Radio™	—	●	●	●
SiriusXM Travel Link® (3 months complimentary)	—	○	—	●
Bluetooth® hands-free phone system with phonebook transfer and wireless audio streaming	●	●	●	●
Wireless charging pad	—	○	—	●
Blue Link® Connected Car System (3 years complimentary)	—	●	●	●
Smartphone/USB auxiliary input jacks	●	●	●	●
Rear-seat USB charge port	—	●	●	●

● Standard ○ Optional — Not Available

Exterior Dimensions

	SONATA Hybrid & Plug-in Hybrid
Wheelbase	110.4 in
Overall Length	191.1 in
Overall Width (excluding mirrors)	73.4 in
Overall Height	57.9 in

Interior Dimensions

	SONATA Hybrid & Plug-in Hybrid
Head Room, front/rear	40.4/38.0 in
Leg Room, front/rear	45.5/35.6 in
Shoulder Room, front/rear	57.9/56.5 in
Hip Room, front/rear	55.3/56.1 in



Our commitment to Hyundai owners doesn't end with the transfer of keys. Wherever the road takes you, we've got your back with Hyundai Assurance, an umbrella of services and benefits that includes America's Best Warranty, 24/7 Roadside Assistance, innovative safety and car care features...and more. Ask your authorized Hyundai dealer for details.

SONATA Hybrid/Plug-in Hybrid Models & Packages

SONATA Hybrid SE



Popular Features

- 270V lithium-ion polymer battery
- Proximity Key entry with push button start
- Dual automatic temperature control
- 7" display audio with Android Auto™ and Apple CarPlay™
- Blind Spot Detection with Lane Change Assist
- Rear Cross-traffic Alert



16" Alloy Wheel

2.0L GDI 4-cylinder w/ 38 kW electric motor

40/46/42

City/Highway/Combined MPG*
2018 Hybrid SE



SONATA Hybrid Limited



Popular Features

- | | |
|---|---|
| Panoramic sunroof | Automatic Emergency Braking with Pedestrian Detection |
| Hyundai Blue Link® Connected Car System (3 years complimentary) | Lane Keep Assist |
| 17" alloy wheels | Smart Cruise Control with stop/start |
| Leather seating surfaces and heated/ventilated front seats | Electronic Parking Brake with Automatic Vehicle Hold |
| LED headlights with Dynamic Bending Light | High Beam Assist |
| 8-way power driver seat with lumbar support | Driver Attention Alert |

Ultimate Package

- | | |
|---|--|
| Heated steering wheel | 8" high-resolution touchscreen navigation system |
| Manual rear side-window sunshades | Wireless charging pad |
| Infinity® 400-Watt Premium Audio system with 8 speakers | Rear parking sensors |
| Clari-Fi™ Music Restoration Technology | |

SONATA Plug-in Hybrid



Popular Features

- 360V, 9.8 kWh lithium-ion polymer battery
- 7" display audio with Android Auto™ and Apple CarPlay™
- Hyundai Blue Link® Connected Car System (3 years complimentary)
- Blind Spot Detection with Lane Change Assist and Rear Cross-traffic Alert
- 8-way power driver seat with 4-way lumbar support

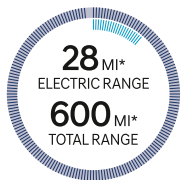


17" Alloy Wheel

2.0L GDI 4-cylinder w/ 50 kW electric motor

99^{MPGe} / 39^{MPG}

Combined MPG*
2018 Sonata Plug-in Hybrid



SONATA Plug-in Hybrid Limited



Popular Features

- | | |
|---|---|
| Automatic Emergency Braking with Pedestrian Detection | Leather seating surfaces with heated/ventilated front seats |
| Smart Cruise Control with stop/start | Driver Integrated Memory System |
| High Beam Assist | 8" high-resolution touchscreen navigation system |
| Lane Keep Assist | Rear parking sensors |
| Infinity® 400-Watt Premium Audio system with 8 speakers | Wireless charging pad |
| Clari-Fi™ Music Restoration Technology | |

* 2018 ratings. Official 2019 ratings not finalized at press time. For the latest MPG and horsepower ratings, visit hyundai.com.



When there's hope, anything is possible.

Every time we sell a Hyundai, a portion goes to Hyundai Hope On Wheels® to help find a cure for childhood cancer. Over the last 20 years, Hyundai Hope On Wheels has donated more than \$145 million. Hope is our greatest feature. And it comes standard on every Hyundai. For more information, please visit HyundaiHopeOnWheels.org.

America's Best Warranty

Powertrain Limited Warranty	New Vehicle Limited Warranty	Anti-Perforation Warranty	24/7 Roadside Assistance	Hybrid System Components	Hybrid/Electric Battery Warranty
10 years	5 years	7 years	5 years	10 years	
100,000 miles	60,000 miles	UNLIMITED miles	UNLIMITED miles	100,000 miles	LIFETIME



See dealer for LIMITED WARRANTY details. Fuel economy estimated by EPA for comparison only. Mileage may vary. While the information contained in this brochure was correct at the time of printing, specifications and equipment can change. Feature comparisons based on competitor information available at the time of printing. No warranty or guarantee is being extended in this brochure, and Hyundai reserves the right to change product specifications and equipment at any time without incurring obligations. Some vehicles are shown with optional equipment. Specifications apply to U.S. vehicles only. Please contact your Hyundai dealer for current vehicle specifications. As part of Hyundai's commitment to a responsible environment, this brochure was printed using paper certified by the Forest Stewardship Council®. FSC® certification helps ensure that the highest social and environmental standards are met in the making of the paper we use, contributing to conservation, responsible management and community-level benefits for people near the forests.

