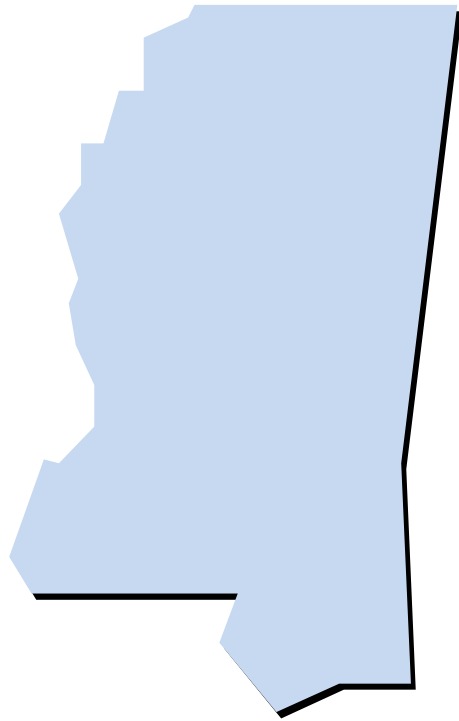


ANNUAL REPORT FOR MISSISSIPPI NURSING
DEGREE PROGRAMS

Nursing Education in
MISSISSIPPI



Janette S. McCrory, DNP, RN
Director of Nursing Education

May 21, 2020

Office of Academic and Student Affairs
Mississippi Institutions of Higher Learning

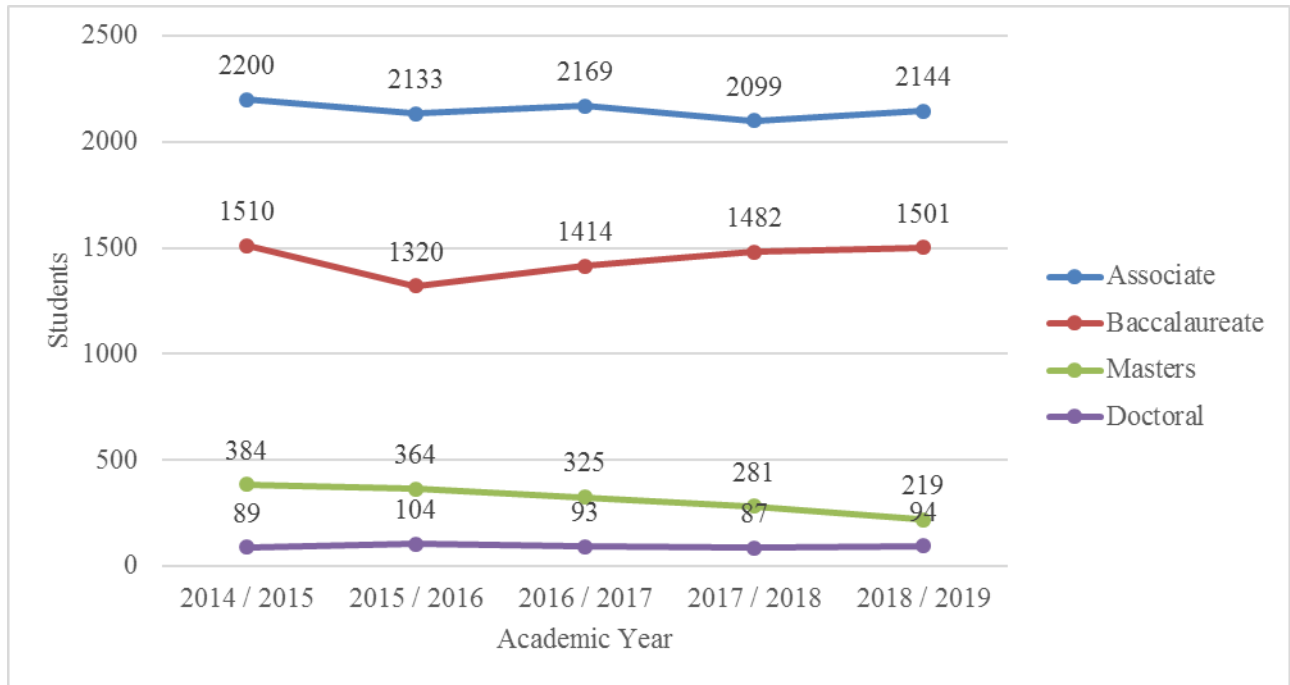
TABLE OF CONTENTS

Admissions by Academic Year	Page 3
Enrollment by Fall Term	Page 5
Graduate Program Enrollment by Clinical Practice Role	Page 7
Graduates by Academic Year	Page 8
Associate and Baccalaureate Graduates	Page 10
Masters and Doctoral Graduates	Page 11
NCLEX-RN® Pass Rates	Page 12
Student/Faculty Ratios	Page 13
Faculty Vacancies and Preparation by Institution	Page 14
Degree Completion Rates by Degree Level	Page 15
Nurse Practitioner and Nurse Anesthesia Certification Rates	Page 18
National Accreditation Status and Schedule	Page 19

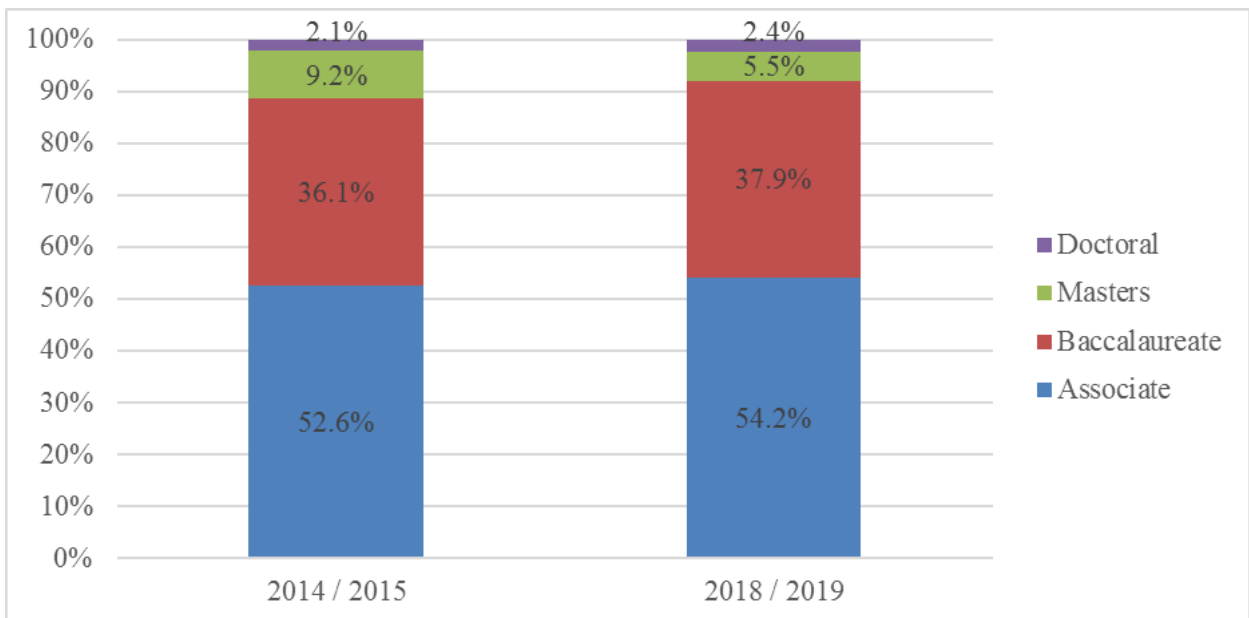
Admissions by Academic Year

College/University Nursing Program	2014 / 2015	2015 / 2016	2016 / 2017	2017 / 2018	2018/ 2019	5-Year Average	5-Year Change
Associate							
Alcorn State University	35	28	21	18	23	25	-34.3%
Coahoma Community College	23	19	31	29	30	26	30.4%
Copiah-Lincoln Community College	67	66	51	46	40	54	-40.3%
East Central Community College	63	65	55	49	63	59	0.0%
East Mississippi Community College	39	27	29	33	47	35	20.5%
Hinds Community College	267	238	262	245	264	255	-1.1%
Holmes Community College	166	142	157	175	158	160	-4.8%
Itawamba Community College	166	166	166	155	133	157	-19.9%
Jones County Junior College	95	85	94	92	82	90	-13.7%
Meridian Community College	302	305	306	260	303	295	0.3%
Mississippi Delta Community College	68	63	59	74	67	66	-1.5%
Mississippi Gulf Coast Community College	302	302	321	306	293	305	-3.0%
Mississippi University for Women	73	66	74	84	81	76	11.0%
Northeast Mississippi Community College	116	108	112	112	119	113	2.6%
Northwest Mississippi Community College	174	189	174	152	195	177	12.1%
Pearl River Community College	141	160	131	132	128	138	-9.2%
Southwest Mississippi Community College	103	104	126	137	118	118	14.6%
Subtotal	2200	2133	2169	2099	2144	2149	-2.5%
Baccalaureate							
Alcorn State University	63	61	39	36	41	48	-34.9%
Belhaven University	18	31	24	21	32	25	77.8%
Delta State University	84	65	60	64	83	71	-1.2%
Mississippi College	74	82	145	233	203	147	174.3%
Mississippi University for Women	601	401	431	402	398	447	-33.8%
University of Mississippi Medical Center	318	336	336	353	324	333	1.9%
University of Southern Mississippi	221	237	239	172	260	226	17.6%
William Carey University	131	107	140	201	160	148	22.1%
Subtotal	1510	1320	1414	1482	1501	1445	-0.6%
Masters							
Alcorn State University	12	23	15	14	8	14	-33.3%
Delta State University	20	14	11	8	6	12	-70.0%
Mississippi University for Women	42	38	36	38	31	37	-26.2%
University of Mississippi Medical Center	201	168	128	121	115	147	-42.8%
University of Southern Mississippi	56	78	98	80	38	70	-32.1%
William Carey University	53	43	37	20	21	35	-60.4%
Subtotal	384	364	325	281	219	315	-43.0%
Doctoral							
Delta State University	17	9	6	9	5	9	-70.6%
Mississippi University for Women	1	11	13	6	6	7	500.0%
University of Mississippi Medical Center	17	17	17	14	11	15	-35.3%
University of Southern Mississippi	26	37	29	26	41	32	57.7%
William Carey University	28	30	28	32	31	30	10.7%
Subtotal	89	104	93	87	94	93	5.6%
TOTAL	4183	3921	4001	3949	3958	4002	-5.4%

Admissions by Academic Year



- The overall total number of nursing admissions has decreased by -5.4 percent from AY2014-15 to AY2018-19. This decrease has been in the Associate (-2.5%), Baccalaureate (-0.6%), and Masters (-43.0%) programs. Doctoral (5.6%) programs experienced the only increase during that time period.



- Nursing admissions by academic level have changed slightly from AY2014-15 to AY2018-19. Lower percentages of admissions are at the Masters level.

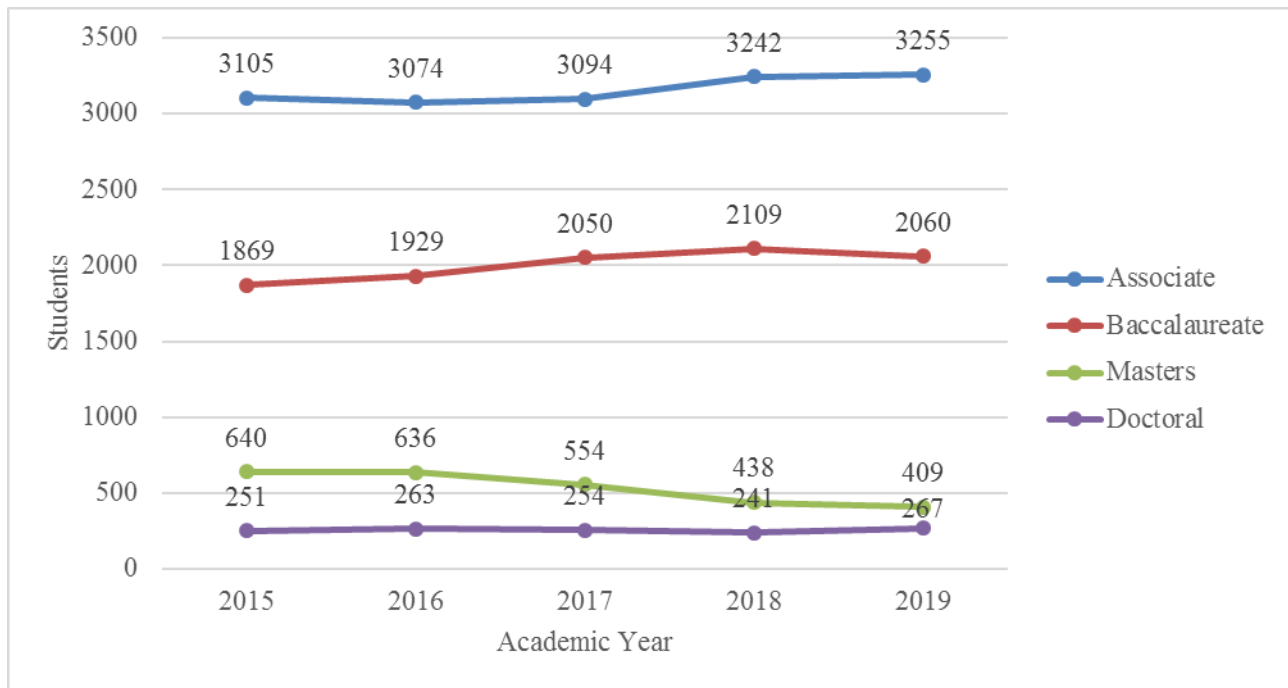
Enrollment by Fall Term

College/University Nursing Program	2015	2016	2017	2018	2019	5-Year Average	5-Year Change
Associate							
Alcorn State University	46	29	31	35	37	36	-19.6%
Coahoma Community College	23	26	29	26	19	25	-17.4%
Copiah-Lincoln Community College	84	91	79	78	68	80	-19.0%
East Central Community College	102	83	86	84	89	89	-12.7%
East Mississippi Community College	50	53	51	49	74	55	48.0%
Hinds Community College	396	404	378	396	386	392	-2.5%
Holmes Community College	223	191	196	250	288	230	29.1%
Itawamba Community College	224	246	245	233	220	234	-1.8%
Jones County Junior College	157	155	156	149	163	156	3.8%
Meridian Community College	391	442	476	434	414	431	5.9%
Mississippi Delta Community College	101	100	111	105	114	106	12.9%
Mississippi Gulf Coast Community College	407	332	368	456	442	401	8.6%
Mississippi University for Women	97	98	114	116	111	107	14.4%
Northeast Mississippi Community College	195	187	182	187	191	188	-2.1%
Northwest Mississippi Community College	279	273	239	259	245	259	-12.2%
Pearl River Community College	195	212	195	214	218	207	11.8%
Southwest Mississippi Community College	135	152	158	171	176	158	30.4%
Subtotal	3105	3074	3094	3242	3255	3154	4.8%
Baccalaureate							
Alcorn State University	61	58	64	55	54	58	-11.5%
Belhaven University	46	55	48	51	59	52	28.3%
Delta State University	160	148	146	158	155	153	-3.1%
Mississippi College	156	171	285	358	251	244	60.9%
Mississippi University for Women	461	490	457	456	532	479	15.4%
University of Mississippi Medical Center	416	436	399	390	390	406	-6.3%
University of Southern Mississippi	412	413	428	439	412	421	0.0%
William Carey University	157	158	223	202	207	189	31.8%
Subtotal	1869	1929	2050	2109	2060	2002	10.2%
Masters							
Alcorn State University	28	30	20	12	14	21	-50.0%
Delta State University	33	24	15	13	13	20	-60.6%
Mississippi College ¹	N/A	N/A	N/A	N/A	6	6	N/A
Mississippi University for Women	36	31	38	29	37	34	2.8%
University of Mississippi Medical Center	353	330	277	227	195	276	-44.8%
University of Southern Mississippi	111	151	157	128	107	131	-3.6%
William Carey University	79	70	47	29	37	52	-53.2%
Subtotal	640	636	554	438	409	540	-36.1%
Doctoral							
Alcorn State University ²	N/A	N/A	N/A	N/A	6	6	N/A
Delta State University	19	16	21	14	15	17	-21.1%
Mississippi University for Women	12	13	9	9	9	10	-25.0%
University of Mississippi Medical Center	55	66	65	40	44	54	-20.0%
University of Southern Mississippi	91	97	90	103	119	100	30.8%
William Carey University	74	71	69	75	74	73	0.0%
Subtotal	251	263	254	241	267	260	6.4%
TOTAL	5865	5902	5952	6030	5991	5956	2.1%

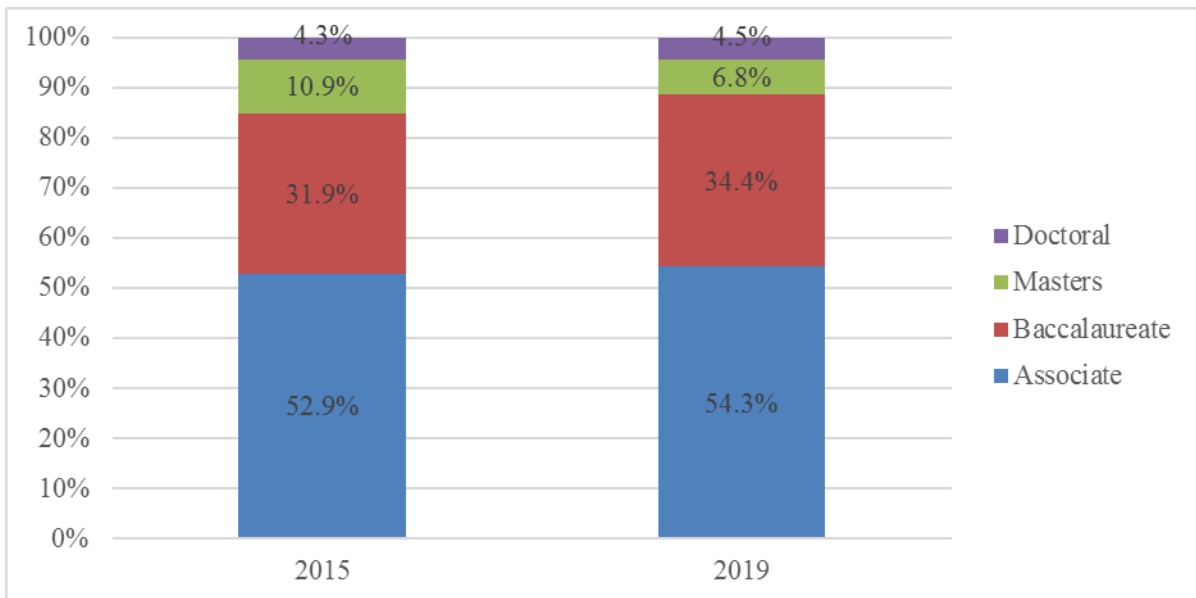
¹Mississippi College – admitted first MSN class August 2019.

²ASU – admitted first Doctor of Nursing Practice (DNP) class August 2019.

Enrollment by Fall Term



- Nursing enrollment has slightly increased (2.1%) from Fall 2015 to Fall 2019. Increases have been in the Associate (4.8%), Baccalaureate (10.2%) and Doctoral (6.4%) programs. Enrollment in Masters (-36.1%) programs have seen a decrease.



- Nursing enrollment by academic level has changed slightly from Fall 2015 to Fall 2019. Higher percentages of students are enrolling at the Baccalaureate and Doctoral levels while fewer percentages of students are enrolling at the Masters level.

Graduate Program Enrollment by Clinical Practice Role Fall 2019

Institution	Doctoral Enrollment			Masters Enrollment		Total Graduate Enrollment
	DNP	PhD	Other*	Role		
Alcorn State University ¹	6			Family NP	14	20
Delta State University	15			Family NP Post-Masters Family NP	12 1	28
Mississippi College ²				Clinical Nurse Leader	6	6
Mississippi University for Women	9			Family NP	37	46
University of Mississippi Medical Center	31	13		Administration/Executive Education Family NP Post-Masters Family NP Acute Care Adult Geri NP Post-Masters Acute Care Adult Geri NP Adult Geri NP Family Psych MH NP Post-Masters Family Psych MH NP Neonatal NP Pediatric Acute/Primary NP Post-Masters Pediatric Acute/Primary NP	24 22 75 7 8 1 17 17 12 3 8 1	239
University of Southern Mississippi ³	88	31		Family NP Post-Masters Family NP Family Psych MH NP Post-Masters Family Psych MH NP	72 10 8 17	226
William Carey University		74		Education MSN/MBA Dual Degree	36 1	111
Total Graduate Enrollment Fall 2019	149	118			409	676
Total Graduate Enrollment Fall 2018	123	118			438	679
Total Graduate Enrollment Fall 2017	140	114			554	808
Total Graduate Enrollment Fall 2016	142	121			636	899
Total Graduate Enrollment Fall 2015	129	122			640	891

*Other – students with special circumstances or non-degree seeking

¹ASU – admitted first Doctor of Nursing Practice (DNP) class August 2019.

²Mississippi College – admitted first MSN class August 2019.

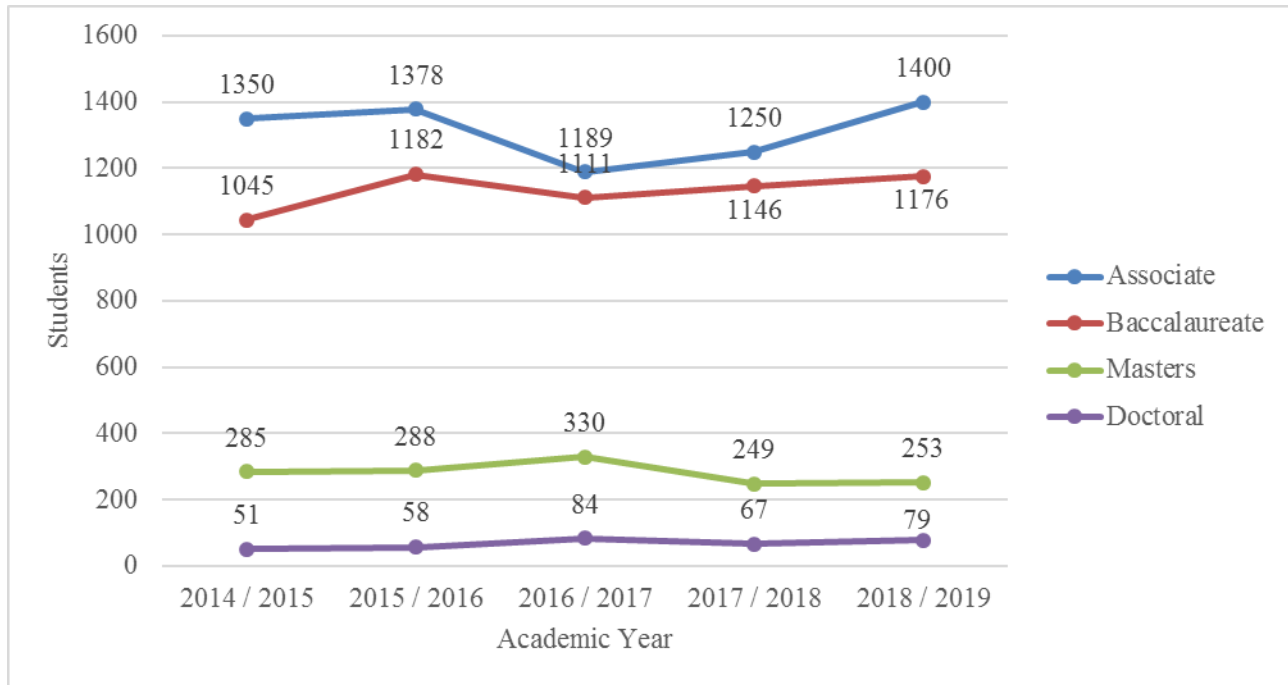
³USM – DNP enrollment includes Nurse Anesthesia Program (Post-BSN to DNP).

Graduates by Academic Year

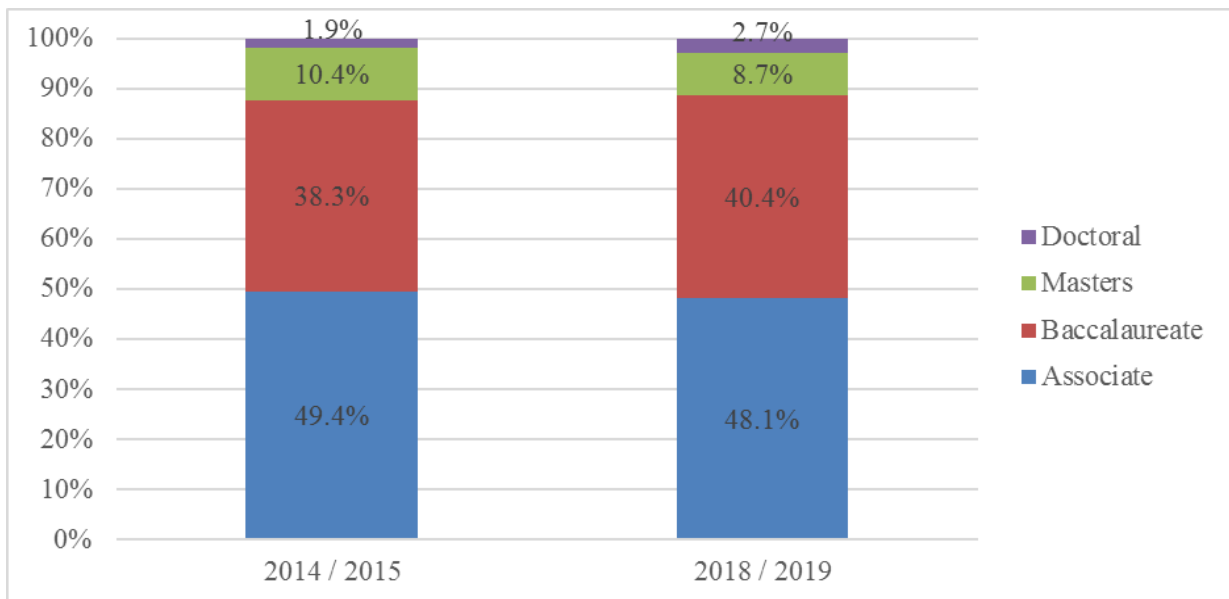
College/University Nursing Program	2014 / 2015	2015 / 2016	2016/ 2017	2017/ 2018	2018/ 2019	5-Year Average	5-Year Change
Associate							
Alcorn State University	29	25	5	16	10	17	-65.5%
Coahoma Community College	16	9	19	22	22	18	37.5%
Copiah-Lincoln Community College	41	36	23	20	25	29	-39.0%
East Central Community College	51	59	36	42	41	46	-19.6%
East Mississippi Community College	21	24	24	23	20	22	-4.8%
Hinds Community College	240	144	126	142	167	164	-30.4%
Holmes Community College	66	96	63	72	120	83	81.8%
Itawamba Community College	99	64	87	83	96	86	-3.0%
Jones County Junior College	51	72	58	67	47	59	-7.8%
Meridian Community College	118	184	203	203	211	184	78.8%
Mississippi Delta Community College	48	34	36	46	44	42	-8.3%
Mississippi Gulf Coast Community College	156	290	140	177	137	180	-12.2%
Mississippi University for Women	46	41	41	52	53	47	15.2%
Northeast Mississippi Community College	79	79	65	60	64	69	-19.0%
Northwest Mississippi Community College	106	99	115	83	176	116	66.0%
Pearl River Community College	111	67	86	76	80	84	-27.9%
Southwest Mississippi Community College	72	55	62	66	87	68	20.8%
Subtotal	1350	1378	1189	1250	1400	1314	3.7%
Baccalaureate							
Alcorn State University	44	34	19	43	18	32	-59.1%
Belhaven University ¹	N/A	13	23	22	19	19	N/A
Delta State University	35	56	59	68	74	58	111.4%
Mississippi College	72	77	66	84	182	96	152.8%
Mississippi University for Women	384	429	382	393	330	384	-14.1%
University of Mississippi Medical Center	255	303	312	300	259	286	1.6%
University of Southern Mississippi	168	195	166	152	190	174	13.1%
William Carey University	87	75	84	84	104	87	19.5%
Subtotal	1045	1182	1111	1146	1176	1136	12.5%
Masters							
Alcorn State University	16	6	17	9	5	11	-68.8%
Delta State University	15	21	13	10	7	13	-53.3%
Mississippi University for Women	39	38	36	31	38	36	-2.6%
University of Mississippi Medical Center	117	138	151	113	101	124	-13.7%
University of Southern Mississippi	55	40	72	65	81	63	47.3%
William Carey University	43	45	41	21	21	34	-51.2%
Subtotal	285	288	330	249	253	281	-11.2%
Doctoral							
Delta State University	4	3	6	6	4	5	0.0%
Mississippi University for Women	2	1	6	5	3	3	50.0%
University of Mississippi Medical Center	4	6	6	13	15	9	275.0%
University of Southern Mississippi	15	21	29	22	32	24	113.3%
William Carey University	26	27	37	21	25	27	-3.8%
Subtotal	51	58	84	67	79	68	54.9%
TOTAL	2731	2906	2714	2712	2908	2799	6.5%

¹ Belhaven University – new program August 2014 with first graduating class May 2016

Graduates by Academic Year



- Nursing graduates have increased by 6.5 percent from AY2014-15 to AY2018-19. Most of this increase has been in the Baccalaureate (12.5%) and Doctoral (54.9%) programs.



- Nursing graduates by academic level have changed slightly from AY2014-15 to AY2018-19. Higher percentages of students are graduating at the baccalaureate level.

Associate and Baccalaureate Graduates Academic Year 2018-2019

Institution/Degree	Generic Graduates ¹	LPN to RN Graduates	Other RN Graduates ²	RN to BSN Graduates	Total Graduates
Associate Degree					
Alcorn State University	10				10
Coahoma Community College		22			22
Copiah-Lincoln Community College	25				25
East Central Community College	35	6			41
East Mississippi Community College	20				20
Hinds Community College	113	50	4		167
Holmes Community College	84	36			120
Itawamba Community College	95	1			96
Jones County Junior College	47				47
Meridian Community College	186	23	2		211
Mississippi Delta Community College	31	13			44
Mississippi Gulf Coast Community College	110	27			137
Mississippi University Women	38	15			53
Northeast Mississippi Community College	49	15			64
Northwest Mississippi Community College	163	13			176
Pearl River Community College	65	15			80
Southwest Mississippi Community College	39	48			87
Subtotal	1110	284	6		1400
Baccalaureate Degree					
Alcorn State University	12			6	18
Belhaven University	17			2	19
Delta State University	37			37	74
Mississippi College	79		46	57	182
Mississippi University for Women	64			266	330
University of Mississippi Medical Center	89		50	120	259
University of Southern Mississippi	182		2	6	190
William Carey University	62			42	104
Subtotal	542		98	536	1176
TOTAL	1652	284	104	536	2576

¹Generic Graduates - Traditional track pre-licensure students

²Other RN Graduates – Accelerated 2nd Degree BSN, Dual Enrollment (ADN & BSN), Paramedic-to-RN, Respiratory Therapist-to-RN & Veteran BSN pre-licensure students.

**Masters and Doctoral Graduates
Academic Year 2018-2019**

Institution	Doctoral Graduates		Masters Graduates		Total Graduates
	DNP	PhD	Role		
Alcorn State University			Family NP	5	5
Delta State University	4		Family NP	5	11
			Post-Masters Family NP	2	
Mississippi University for Women	3		Family NP	35	41
			Post-Masters Family NP	3	
University of Mississippi Medical Center	12	3	Administration/Executive	22	116
			Post-Masters Administration/Executive	1	
			Education	6	
			Post-Masters Education	1	
			Family NP	28	
			Post-Masters Family NP	3	
			Acute Care Adult Geri NP	5	
			Post-Masters Acute Care Geri NP	1	
			Adult Geri NP	7	
			Post-Masters Adult Geri NP	1	
			Family Psych MH NP	13	
			Post-Masters Family Psych MH NP	1	
			Neonatal NP	2	
			Post-Masters Neonatal NP	1	
			Pediatric NP	9	
University of Southern Mississippi	25	7	Family NP	52	113
			Post-Masters Family NP	6	
			Family Psych MH NP	5	
			Post-Masters Family Psych MH NP	18	
William Carey University		25	Education	15	46
			MSN/MBA	6	
Total Graduates AY 2018/2019	44	35		253	332
Total Graduates AY 2017/2018	42	25		249	316
Total Graduates AY 2016/2017	40	44		330	414
Total Graduates AY 2015/2016	30	28		288	346
Total Graduates AY 2014/2015	19	32		285	336

**NCLEX-RN® Pass Rates
Mississippi Undergraduate Nursing Programs
Calendar Years 2017-2019**

(Source: MS Board of Nursing/National Council of State Boards of Nursing)

STANDARD VI: Outcomes. 2. a. NCLEX Pass Rates: Annual NCLEX pass rates for all test takers (1st and repeat) will be at 80% or above over a three-year period.

Nursing Programs	2017	2018	2019	3-Year Pass Rate
Alcorn State University	87.50%	78.57%	100%	87.50%
Coahoma Community College	100%	100%	95.45%	98.41%
Copiah-Lincoln Community College	95.65%	100%	100%	98.53%
East Central Community College	94.44%	97.62%	97.22%	96.49%
East Mississippi Community College	100%	95.45%	100%	98.46%
Hinds Community College	95.89%	93.92%	93.21%	94.30%
Holmes Community College	98.36%	98.77%	100%	99.03%
Itawamba Community College	95.45%	100%	94.79%	96.63%
Jones County Junior College	92.86%	94.20%	100%	95.35%
Meridian Community College	88.33%	94.69%	95.29%	92.91%
Mississippi Delta Community College	91.67%	97.83%	100%	96.80%
Mississippi Gulf Coast Community College	99.32%	100%	99.03%	99.38%
Mississippi University for Women	100%	100%	100%	100%
Northeast Mississippi Community College	96.92%	100%	98.46%	98.42%
Northwest Mississippi Community College	97.37%	100%	97.35%	98.06%
Pearl River Community College	97.67%	96.00%	96.35%	96.71%
Southwest Mississippi Community College	98.63%	100%	98.92%	99.13%
Associate Degree Pass Rate	95.67%	97.21%	96.72%	
Alcorn State University	87.50%	100%	100%	96.43%
Belhaven University	95.00%	79.17%	100%	90.00%
Delta State University	97.22%	97.56%	100%	98.25%
Mississippi College	94.03%	96.34%	95.12%	95.22%
Mississippi University for Women	100%	100%	98.41%	99.45%
University of Mississippi Medical Center	96.40%	100%	100%	98.81%
University of Southern Mississippi	95.03%	98.69%	99.46%	97.79%
William Carey University	97.01%	100%	94.20%	96.98%
Bachelor Degree Pass Rate	95.96%	98.13%	97.45%	
ADN and BSN Pass Rate Combined	95.76%	97.51%	96.96%	
National Pass Rate (1st Write Only)	87.11%	88.29%	88.18%	
National Pass Rate (Repeat)	45.56%	43.22%	44.02%	
TOTAL Mississippi Graduates taking NCLEX-RN®	1770	1805	1976	

Student/Faculty Ratios Fall 2019

STANDARD IV. Curriculum. *Undergraduate student-to-faculty ratios must be no more than 15 to 1 for total enrollment, 10 to 1 for clinical laboratory courses that require direct supervision, and 15 to 1 for those courses that do not require direct supervision. Graduate student-to-faculty ratios must be no more than 15 to 1 for total enrollment, 15 to 1 in graduate clinical courses, 2 to 1 for advanced practice clinical courses that require direct supervision, and 6 to 1 for advanced practice clinical courses that do not require direct supervision.*

Nursing Program	Student Enrollment	Total Faculty Number* (FTE)	Student/Faculty Total Enrollment Ratio	Meets Student/Faculty Clinical Ratio**
Associate Degree				
Alcorn State University	37	4 (3.25)	9:1	Yes
Coahoma Community College	19	4 (4)	5:1	Yes
Copiah-Lincoln Community College	68	9 (9)	8:1	Yes
East Central Community College	89	10 (9.5)	9:1	Yes
East Mississippi Community College	74	6 (6)	12:1	Yes
Hinds Community College	386	39 (36.2)	10:1	Yes
Holmes Community College	288	38 (26.1)	8:1	Yes
Itawamba Community College	220	17 (16.5)	13:1	Yes
Jones County Junior College	163	16 (15.5)	10:1	Yes
Meridian Community College	414	40 (39.5)	10:1	Yes
Mississippi Delta Community College	114	13 (12.23)	9:1	Yes
Mississippi Gulf Coast Community College	442	47 (36.4)	9:1	Yes
Mississippi University for Women	111	12 (11.25)	9:1	Yes
Northeast Mississippi Community College	191	16 (14.4)	12:1	Yes
Northwest Mississippi Community College	245	22 (20.4)	11:1	Yes
Pearl River Community College	218	23 (20)	10:1	Yes
Southwest Mississippi Community College	176	14 (14)	13:1	Yes
Baccalaureate Degree				
Alcorn State University	54	10 (5.45)	5:1	Yes
Belhaven University	59	9 (6.32)	7:1	Yes
Delta State University	155	13 (10.18)	12:1	Yes
Mississippi College	251	36 (24.6)	7:1	Yes
Mississippi University for Women	532	44 (27.35)	12:1	Yes
University of Mississippi Medical Center	390	41 (39.8)	10:1	Yes
University of Southern Mississippi	412	38 (28.82)	11:1	Yes
William Carey University	207	26 (17)	8:1	Yes
Graduate Degree¹				
Alcorn State University	20	10 (3.90)	2:1	Yes
Delta State University	28	11 (4.76)	3:1	Yes
Mississippi College ²	6	15 (4.6)	1:1	Yes
Mississippi University for Women	46	15 (7.5)	3:1	Yes
University of Mississippi Medical Center	226	46 (32.70)	5:1	Yes
University of Southern Mississippi	195	20 (15.15)	10:1	Yes
William Carey University	37	11 (2.2)	3:1	Yes
TOTAL	5873	664 (522.36)		

*Total Faculty Number may include duplicated numbers due to faculty teaching across degree levels.

** Student/Faculty Clinical Ratio based on verification in the annual report submitted by Deans and Directors of Schools of Nursing.

¹Graduate Degree Student Enrollment data for Master of Science in Nursing (MSN) and Doctor of Nursing Practice (DNP) programs.

²Mississippi College – admitted first MSN class August 2019.

Faculty Vacancies and Preparation by Institution Fall 2019

Institution	Program Vacancy				Faculty Preparation				Total Faculty FTE
	ADN	BSN	MSN	DNP/PhD	ADN/BSN ¹	MSN	Doctorate	Other ²	
Alcorn State University	1	1	1			6.85	5.35	0.40	12.60
Belhaven University						3.32	3.0		6.32
Coahoma Community College						2.0	2.0		4.00
Copiah-Lincoln Community College						9			9.00
Delta State University		1		1	.38	6.83	7.73		14.94
East Central Community College						9.5			9.50
East Mississippi Community College						4.0	2.0		6.00
Hinds Community College	4					29.2	7		36.20
Holmes Community College						20.1	6		26.10
Itawamba Community College						3.5	13		16.50
Jones County Junior College					1.0	14.5			15.50
Meridian Community College						29.5	10		39.50
Mississippi College						21.1	8.1		29.2
Mississippi Delta Community College						11.23	1		12.23
Mississippi Gulf Coast Community College	3					29.2	7.2		36.40
Mississippi University for Women		1				19.4	26.70		46.10
Northeast Mississippi Community College						2.8	11.6		14.40
Northwest Mississippi Community College						20.4			20.40
Pearl River Community College	1				1.0	17.00	2.0		20.00
Southwest Mississippi Community College					1.0	13			14.00
University of Mississippi Medical Center						27	39.50	6	72.50
University of Southern Mississippi						19.32	24.65		43.97
William Carey University						13.3	12.3		25.60
Total Fall 2018	9	3	1	1	3.38	332.05	189.13	6.4	530.96

Faculty preparation includes full-time, part-time, and adjunct.

¹ADN or BSN Prepared Faculty – approved faculty exception currently pursuing a master’s degree in nursing, with completion in 3 years

²Other (Non-Nurse Faculty) – Anesthesiologists (USM: 2 volunteer/no cost), Medical Doctor, PhD Biochemistry, PhD Biostatistics, PhD Clinical Health Sciences, PhD Counseling Psychology, MS Higher Education, PhD Immunoparasitology/Molecular Biology, PhD Molecular Medicine, and PhD Instructional Systems and Workforce Development.

Degree Completion Rates by Degree Level

STANDARD VI: Outcomes. 2. b. Degree Completion Rates: *Expected levels of achievement for program completion are determined by the faculty, reflect program demographics, academic progression, program history, best practices, and will be within 150 percent of the stated program length over a three-year period.*

College/University Nursing Program	Academic Year			ELA*	3-Year Rate
	2016/2017	2017/2018	2018/2019		
Associate Degree					
Alcorn State University	73.08%	72.73%	86.67%	60%	76.92%
Coahoma Community College	61.29%	75.86%	84.00%	55%	72.94%
Copiah-Lincoln Community College	46.94%	46.34%	58.54%	50%	50.38%
East Central Community College	76.92%	67.27%	83.67%	55%	75.64%
East Mississippi Community College	70.59%	71.79%	70.37%	60%	71.00%
Hinds Community College	72.51%	63.51%	73.46%	60%	69.99%
Holmes Community College	60.40%	57.46%	55.00%	60%	57.82%
Itawamba Community College	52.41%	60.51%	78.85%	60%	61.83%
Jones County Junior College	94.34%	83.10%	87.50%	60%	87.77%
Meridian Community College	72.04%	72.87%	72.76%	60%	72.55%
Mississippi Delta Community College ¹	71.11%	52.70%	72.13%	61.33%	63.89%
Mississippi Gulf Coast Community College	57.61%	62.99%	60.89%	60%	60.61%
Mississippi University for Women	77.61%	61.04%	71.60%	60%	69.78%
Northeast Mississippi Community College	75.56%	78.75%	74.67%	60%	76.33%
Northwest Mississippi Community College ²	71.84%	68.90%	73.30%	63.33%	71.40%
Pearl River Community College	89.16%	82.22%	76.24%	60%	82.12%
Southwest Mississippi Community College	75.86%	74.44%	70.00%	60%	73.11%
Baccalaureate					
Alcorn State University ³	80.65%	72.97%	100%	66.66%	84.91%
Belhaven University	94.44%	90.32%	91.67%	80%	91.78%
Delta State University	80.82%	86.08%	86.05%	70%	84.45%
Mississippi College	94.52%	97.30%	95.74%	70%	95.85%
Mississippi University for Women	94.66%	95.82%	90.10%	70%	93.55%
University of Mississippi Medical Center	94.83%	90.32%	97.74%	85%	94.14%
University of Southern Mississippi ⁴	95.95%	96.71%	89.47%	78.33%	93.79%
William Carey University	73.53%	81.52%	71.55%	70%	75.16%
Masters					
Alcorn State University	80.00%	85.00%	69.23%	70%	79.07%
Delta State University	92.86%	90.00%	83.33%	70%	90.00%
Mississippi University for Women ⁵	97.06%	100%	100%	86.66%	99.03%
University of Mississippi Medical Center	96.79%	84.67%	93.52%	85%	91.55%
University of Southern Mississippi	95.83%	100%	98.25%	80%	97.79%
William Carey University	93.18%	95.12%	81.82%	90%	92.71%
Doctor of Nursing Practice					
Delta State University	100%	100%	80.00%	70%	94.12%
Mississippi University for Women	100%	83.33%	100%	80%	93.33%
University of Mississippi Medical Center	100%	100%	93.75%	85%	96.55%
University of Southern Mississippi	95.83%	100%	96.00%	75%	97.18%

*ELA – Expected levels of achievement

¹MDCC - ADN average ELA for three-year period (ELA 62% 2016/17 & 2017/18; 60% 2018/19)

²NWMCC - ADN average ELA for three-year period (ELA 65% 2016/17 & 2017/18; 60% 2018/19)

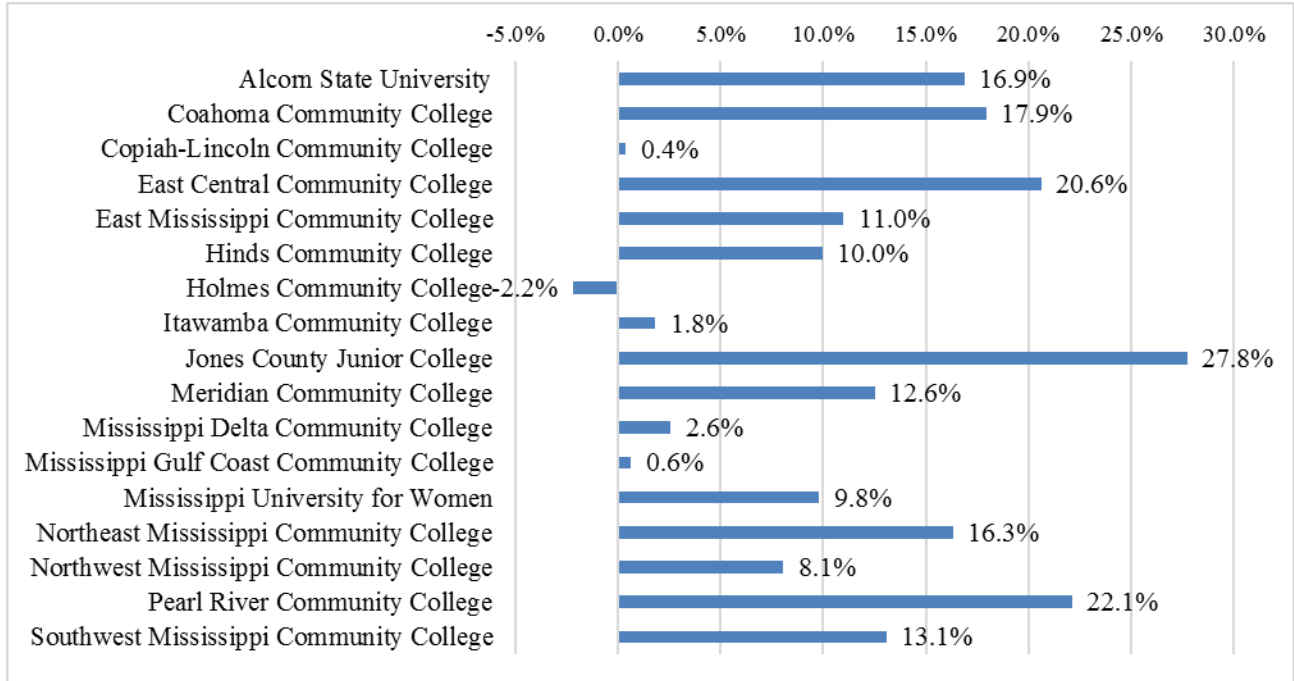
³ASU – BSN average ELA for three-year period (ELA 70% 2016/17 & 2017/18; 60% 2018/19)

⁴USM - BSN average ELA for three-year period (ELA 75% 2016/17; 80% 2017/18 & 2018/19)

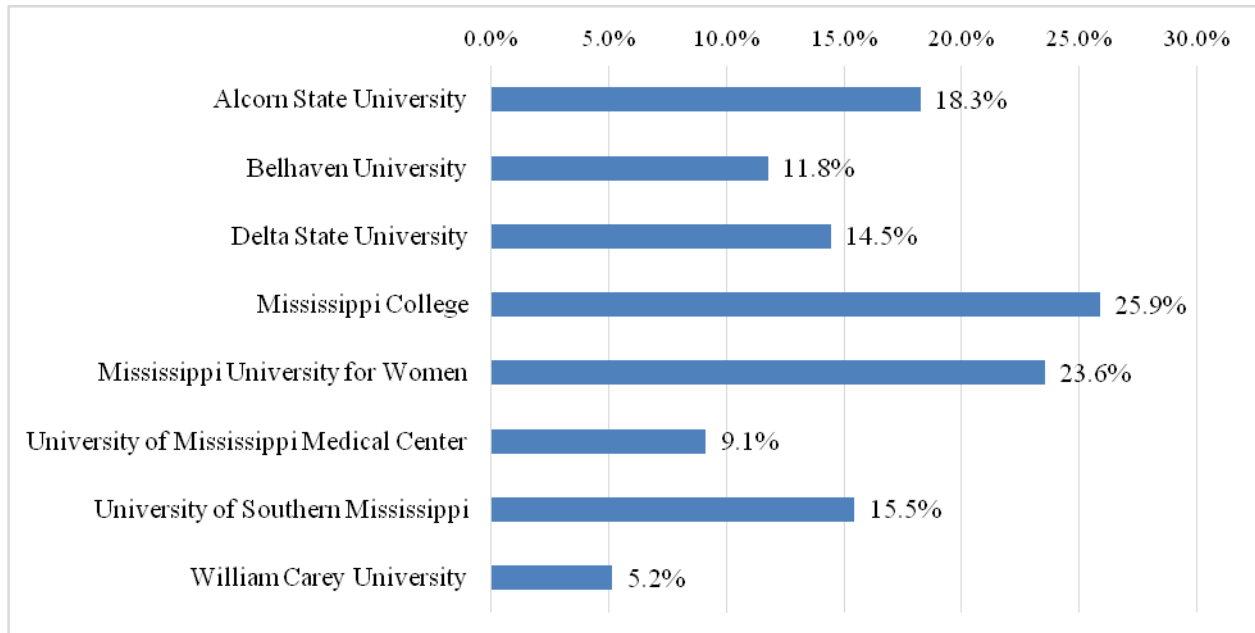
⁵MUW - MSN average ELA for three-year period (ELA 90% 2016/17 & 2017/18; 80% 2018/19)

Degree Completion Rates Above or Below Expected Levels of Achievement (ELA)

Associate Degree



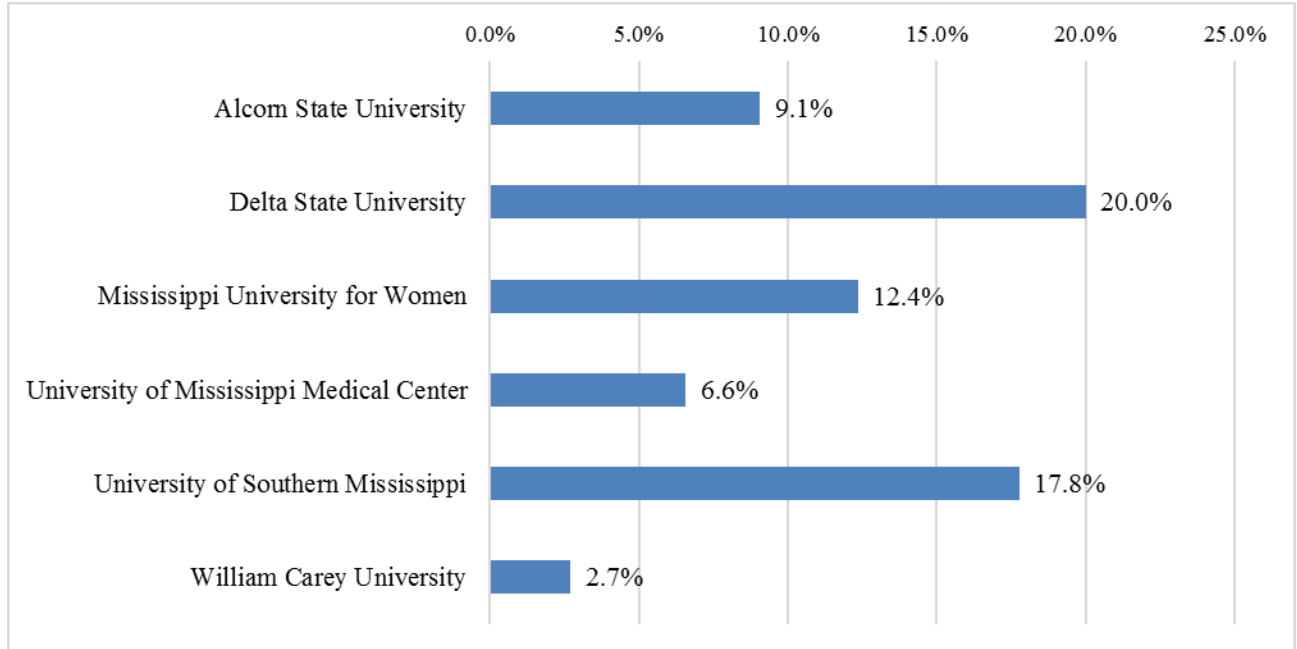
Baccalaureate Degree



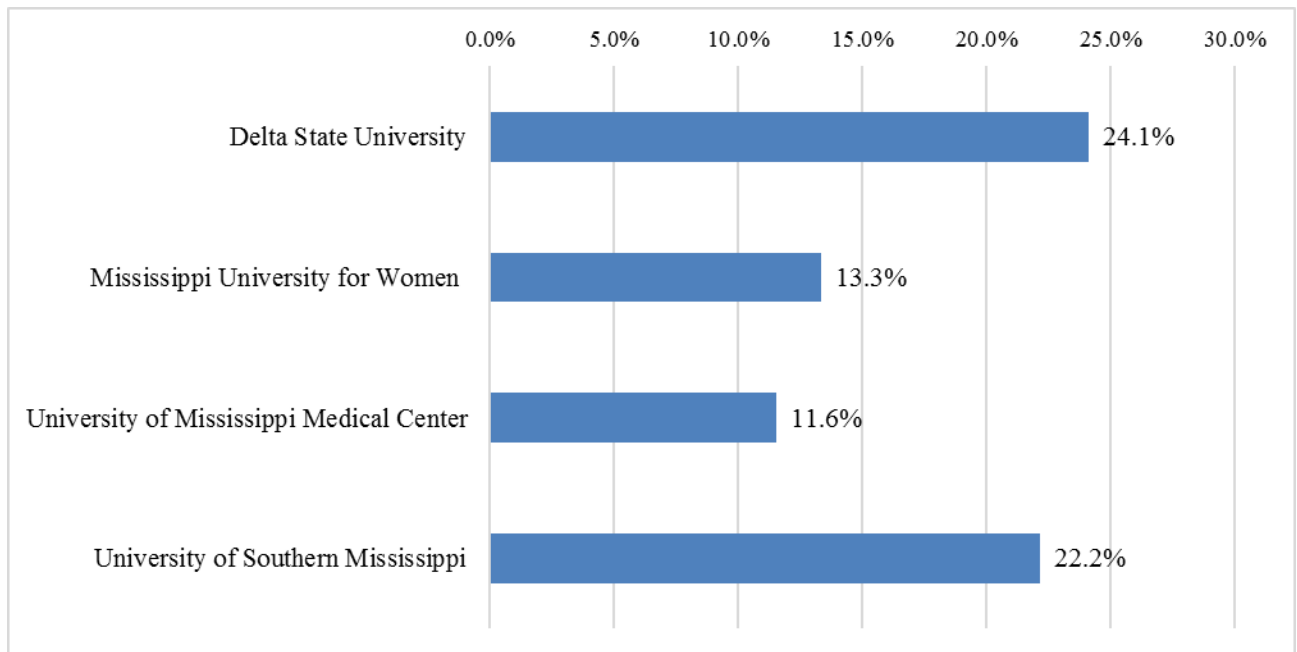
Note: Zero (0.0%) or positive values indicate three-year completion rates meet or exceed Expected Levels of Achievement (ELA) rates. Negative values indicate completion rates fell below ELA rates.

Degree Completion Rates Above or Below Expected Levels of Achievement (ELA)

Masters Degree



Doctor of Nursing Practice Degree



Note: Zero (0.0%) or positive values indicate three-year completion rates meet or exceed Expected Levels of Achievement (ELA) rates. Negative values indicate completion rates fell below ELA rates.

Nurse Practitioner and Nurse Anesthesia Certification Rates Calendar Years 2016-2018

STANDARD VI: Outcomes. 2. c. Certification Pass Rates:

Annual nurse practitioner certification exam pass rates for all test takers (1st and repeat) will be at 80% or above over a three-year period.

College/University Nursing Program	2016	2017	2018	3-Year Rate
Alcorn State University	71.43%	94.12%	88.89%	87.88%
Delta State University	100%	92.31%	100%	97.73%
Mississippi University for Women	96.97%	96.77%	97.37%	97.06%
University of Mississippi Medical Center	100%	100%	100%	100%
University of Southern Mississippi	96.88%	93.94%	88.07%	91.30%

Annual nurse anesthesia certification exam pass rates for all test takers (1st and repeat) will be at 80% or above over a three-year period.

College/University Nursing Program	2016	2017	2018	3-Year Rate
University of Southern Mississippi	95.00%	89.66%	90.91%	91.55%

National Accreditation Status and Site Visit Schedule

III. STANDARDS FOR ACCREDITATION. *All Nursing Education Programs must be accredited by a national nursing education accrediting body.*

Nursing Program	Accreditation Status		Date of Next Accreditation Visit
	ACEN*	CCNE**	
Associate Degree			
Alcorn State University	Continuing Accreditation		Spring 2023
Coahoma Community College	Continuing Accreditation		Fall 2027
Copiah-Lincoln Community College	Continuing Accreditation With Conditions		Spring 2020 Follow-Up Report
East Central Community College	Continuing Accreditation		Fall 2026
East Mississippi Community College	Continuing Accreditation		Fall 2024
Hinds Community College	Continuing Accreditation		Fall 2026
Holmes Community College	Continuing Accreditation		Spring 2027
Itawamba Community College	Continuing Accreditation		Spring 2020
Jones County Junior College	Continuing Accreditation		Fall 2026
Meridian Community College	Continuing Accreditation		Spring 2026
Mississippi Delta Community College	Continuing Accreditation		Spring 2021
Mississippi Gulf Coast Community College	Continuing Accreditation		Spring 2020
Mississippi University for Women	Continuing Accreditation		Fall 2021
Northeast Mississippi Community College	Continuing Accreditation		Spring 2023
Northwest Mississippi Community College	Continuing Accreditation		Fall 2026
Pearl River Community College	Continuing Accreditation		Spring 2027
Southwest Mississippi Community College	Continuing Accreditation		Spring 2020
Baccalaureate/Higher Degree			
Alcorn State University	Continuing Accreditation Continuing Accreditation Initial Accreditation Visit		Fall 2023 BSN Fall 2020 MSN Fall 2020 DNP
Belhaven University		Initial Accreditation	Spring 2021
Delta State University		Continuing Accreditation Initial Accreditation	Spring 2020 BSN/MSN/ DNP/Post-Graduate APRN
Mississippi College		Continuing Accreditation Initial Accreditation Visit	Spring 2022 BSN Fall 2020 MSN
Mississippi University for Women		Continuing Accreditation Initial Accreditation	Spring 2020 BSN/MSN/ DNP/Post-Graduate APRN
University of Mississippi Medical Center		Continuing Accreditation Continuing Accreditation	Spring 2022 BSN/MSN Spring 2022 DNP/Post-Graduate APRN
University of Southern Mississippi		Continuing Accreditation Continuing Accreditation Continuing Accreditation	Spring 2022 BSN/MSN Spring 2027 DNP/Post-Graduate APRN Fall 2023 NAP (COA)
William Carey University		Continuing Accreditation	Spring 2022 BSN/MSN

ACEN – Accreditation Commission for Education in Nursing. CCNE – Commission on Collegiate Nursing Education.
COA - Council on Accreditation of Nurse Anesthesia Educational Programs.