



ABOVE AND BELOW GROUND

TRADE PRICE LIST

MARCH 2020

Marley Rainwater

Profile selector 3
 Deepflow..... 4
 Clip-master..... 4-5
 68mm circular downpipe 5-6
 Flowline 6
 Regency..... 7
 65mm square downpipe 8
 Deepflow150..... 9
 82mm circular downpipe 9
 112mm Foundry finish..... 10
 125mm Foundry finish..... 10
 68mm downpipe Foundry finish 11
 Highflo..... 12
 110mm downpipe..... 12-13
 Stormflo 14
 160mm downpipe..... 15
 Ancillary items 16-17
 PVCu flat roof outlets/Hopper heads 18

Marley Waste

Product selector 19
 Solvent waste PVC-c..... 20-21
 Solvent waste ABS..... 21-22
 Push-fit waste polypropylene 22
 PVCu overflow system..... 23
 Ancillary items 23

Marley Soil

Product selector 25
 Push-fit soil 26-27
 Solvent soil 28-30
 Foundry finish soil 32
 HDPE drainage 33-37
 dBlue acoustic drainage..... 38-39
 WC connectors 39
 Universal push-fit WC connectors..... 39
 WC manifold components 40
 PVCu floor outlets 40
 Pipe support systems 40
 Active drainage ventilation..... 41

Multikwik 42

Traps 44-48
 Compression waste..... 49-50
 WC connectors 51-55
 Floor drainage 56-58

Marley Underground

Product selector 59
 Solid wall drainage systems 60-61
 Adoptable Inspection Chambers 62
 Inspection Chambers 63
 Solid wall drainage systems 64-65
 Quantum structured wall drainage system 66-67
 Large diameter quantum highway 68-69
 Ancillary items..... 69
 Flowloc control device 70

Index..... 71

Advanced Life4 technology on four of the key profiles, coupled with the benefits of the Easyclip and notching capability combine to make the Marley rainwater range the most comprehensive available.



Gutter profile selector

Profile	System	Outlet	Colour
Deepflow	Semi-elliptical system	68mm 65mm	W B G BR AG
Clip-master	Nominal half round system	68mm 65mm	W B G BR AG
Flowline	Rectilinear system	68mm 65mm	W B BR AG
Regency	Profiled system	68mm 74mm	W B BR AG
Deepflow150	High capacity semi-elliptical system	82mm	W B BR AG
Highflo	For super-sized roofs	110mm	B G
Stormflo	For super-sized roofs	160mm	B G

* use RLE3 adaptor

Key to symbols and colours:
 W White B Black G Grey AG Anthracite Grey BR Brown NU Neutral V Vandyke Brown
 FF Foundry Finish PK Pack quantity (MOQ) CAD drawing available to download from marleypd.co.uk
 Kitemark certified product BBA certified product

Anthracite Grey Colour Option available in 5 profiles

Life4 gutters and downpipes

- look better with high gloss levels
- for longer with stable colour retention levels of up to four times longer than standard PVCu rainwater systems


Deepflow

110 x 75mm semi-elliptical system

	Size	Colour	Qty	Code	Price £
GUTTER					
	3m	W B G BR AG	5	RGD3	33.96
	4m	W B G BR AG	5	RGD4	45.24
UNION BRACKET					
		W B G BR AG	20	RUD10	13.65
	Adaptors to join different gutter profiles are available to order				74.71
FASCIA BRACKET					
		W B G BR AG	80	RKD1	3.61
	When used with 2 hole screw fixings, brackets meet the heavy class of BS EN 1462				
ANGLES					
	90°	W B G BR AG	20	RAD10	17.73
	45°	W B G BR AG	15	RAD20	26.63
	Special gutter angles are available to order. Please state angle required.				
		W B G BR AG		RFB21	89.58
RUNNING OUTLET					
		W B G BR AG	12	ROD10	16.19
	68mm circular spigot				
		W B G BR AG	12	ROD11	20.16
	82mm circular spigot				
STOPEND OUTLET					
		W B G BR AG	15	ROD20	14.22
	68mm circular spigot				
EXTERNAL STOPEND					
		W B G BR AG	40	RED10	8.73
NOTCH ADAPTOR					
		B	20	RGNA1	5.57
	To adapt fitting for notch jointing				

Clip-master

112mm nominal half round system

	Size	Colour	Qty	Code	Price £
GUTTER					
	3m	B G BR AG	5	RGC3	29.92
	4m	W B G BR AG	5	RGC4	39.78
UNION BRACKET					
		W B G BR AG	15	RUC1	7.55
	Adaptors to join different gutter profiles are available to order				74.71
FASCIA BRACKET					
		W B G BR AG	50	RKC1	3.45
	When used with 2 hole screw fixings, brackets meet the heavy class of BS EN 1462				
ANGLES					
	90°	W B G BR AG	15	RAC1	13.99
	45°	W B G BR AG	10	RAC2	15.02
	Special gutter angles are available to order. Please state angle required.				
		W B G BR AG		RFB104	83.41
RUNNING OUTLET					
		W B G BR AG	15	ROC1	12.27
	68mm circular spigot				
STOPEND OUTLET					
		W B G BR AG	15	ROC2	12.27
	68mm circular spigot				
EXTERNAL STOPEND					
		W B G BR AG	20	REC1	6.12








Clip-master

112mm nominal half round system

	Size	Colour	Qty	Code	Price £
CLIP-MASTER TO FLOWLINE ADAPTOR					
		W B BR	1	RG2R	24.47
	Other gutter adaptors are available to order				74.71
NOTCH ADAPTOR					
		B	20	RGNA1	5.57
	To adapt fitting for notch jointing				

Circular downpipe

68mm system

	Size	Colour	Qty	Code	Price £
PIPES					
	2.5m	B G BR AG	4	RPH2525	31.86
	3m	W B G BR AG	4	RPH253	35.33
	5.5m	W B G BR AG	4	RPH2555	64.15
SOCKETS					
	Loose pipe socket				
		W B G BR AG	10	RL25	9.40
	Solvent weld pipe socket with push-fit seal				
		W B AG	10	RLR25	15.50
CLIPS					
	One piece				
		W B G BR AG	30	RCZ253	4.79
	Socket clip including nut and bolt				
		W B G BR AG	20	RC251	3.90
	Pipe clip including nut and bolt				
		W B G BR AG	20	RC252	3.90
	Backplate				
		W B G BR AG	20	RCB300	2.45

Circular downpipe

68mm system

	Size	Colour	Qty	Code	Price £
BENDS					
	67½°	W B G BR AG	25	RNE255	9.47
	Socket/push-fit spigot				
	87½°	W B G BR AG	25	RB251	17.02
	67½°	W B G BR AG	25	RB252	16.18
	45°	W B G BR AG	25	RB253	17.02
	Socket/spigot				
	67½°	W B G BR AG	10	RNA250	9.30
	Socket/socket. For deep fascias				
	20°	W B G BR AG	10	RNE252	10.18
	Socket/socket. For 25mm offset construction				
	20°	W B G BR AG	10	RNE253	10.18
	Socket/spigot. For 25mm offset construction				
BRANCH					
	67½°	W B G BR AG	10	RY252	33.84
	Socket/spigot				
ACCESS PIPE					
		W B G BR AG	15	RF25	46.54
	Socket/spigot				
SHOE					
		W B G BR AG	15	RS25	14.70

Circular downpipe

68mm system

Size	Colour	Qty	Code	Price £
------	--------	-----	------	---------

LEAF GUARD



W B G BR AG	30	RV225	7.13
-------------	----	--------------	------

HOPPER HEAD



W B G BR AG	6	RH252	54.39
-------------	---	--------------	-------

Suitable for use with 68mm circular and 65mm square downpipe, using appropriate socket




B	1	RH25	112.29
---	---	-------------	--------

Flowline

112 x 60mm Rectilinear system

Size	Colour	Qty	Code	Price £
------	--------	-----	------	---------

GUTTER



4m	W B BR AG	5	RGF4	39.17
----	-----------	---	-------------	-------

UNION BRACKET



W B BR AG	12	RUF1	9.55
-----------	----	-------------	------

Other gutter adaptors are available to order 74.71

FASCIA BRACKET



W B BR AG	40	RKF2	4.01
-----------	----	-------------	------

When used with 2 hole screw fixings, brackets meet the heavy class of BS EN 1462

Flowline

112 X 60mm Rectilinear system

Size	Colour	Qty	Code	Price £
------	--------	-----	------	---------

ANGLES



90°	W B BR AG	20	RAF1	17.27
-----	-----------	----	-------------	-------



45°	W B BR AG	15	RAF2	20.08
-----	-----------	----	-------------	-------

Special gutter angles are available to order. Please state angle required.

W B BR AG	RFB102	89.58
-----------	---------------	-------

RUNNING OUTLET



W B BR AG	12	ROF1	17.27
-----------	----	-------------	-------

Suitable for both 68mm circular or 65mm square downpipe

STOPEND OUTLET



W B BR AG	15	ROF11	17.27
-----------	----	--------------	-------

Suitable for both 68mm circular or 65mm square downpipe

EXTERNAL STOPEND



W B BR AG	20	REF2	7.14
-----------	----	-------------	------

CLIP-MASTER TO FLOWLINE ADAPTOR



W B BR	1	RGA2R	24.47
--------	---	--------------	-------

Other gutter adaptors are available to order 74.71

NOTCH ADAPTOR



PK20

B	20	RGNA1	5.57
---	----	--------------	------


To adapt fitting for notch jointing

Regency

125 x 70mm profiled system

Size	Colour	Qty	Code	Price £
------	--------	-----	------	---------

GUTTER



4m	W	5	WR896	72.76
4m	B	5	BR896	72.76
4m	V	5	VR896	72.76
4m	AG	5	AGR896	72.76

CSA: 682mm²

UNION BRACKET



W	5	WR908	19.22
B	5	BR908	19.22
V	5	VR908	19.22
AG	5	AGR908	19.22

FASCIA BRACKET



W	20	WR910	7.21
B	20	BR910	7.21
V	20	VR910	7.21
AG	20	AGR910	7.21

Fix at 1m centres - max

STOPENDS



External				
W	5	WR913	9.88	
B	5	BR913	9.88	
V	5	VR913	9.88	
G	5	AGR913	9.88	



Internal				
W	5	WR902	5.60	
B	5	BR902	5.60	
V	5	VR902	5.60	
AG	5	AGR902	5.60	

ANGLES



External				
90°	W	5	WR935	24.18
90°	B	5	BR935	24.18
90°	V	5	VR935	24.18
90°	AG	5	AGR935	24.18



Internal				
90°	W	5	WR945	24.18
90°	B	5	BR945	24.18
90°	V	5	VR945	24.18
90°	AG	5	AGR945	24.18



External				
135°	W	5	WR937	26.42
135°	B	5	BR937	26.42
135°	V	5	VR937	26.42
135°	AG	5	AGR937	26.42



Internal				
135°	W	5	WR947	26.42
135°	B	5	BR947	26.42
135°	V	5	VR947	26.42
135°	AG	5	AGR947	26.42

Regency

74mm profiled system

Size	Colour	Qty	Code	Price £
------	--------	-----	------	---------

RUNNING OUTLET



W	5	WR911	25.78
B	5	BR911	25.78
V	5	VR911	25.78
AG	5	AGR911	25.78

DOWNPIPE



4m	W	6	WR893	81.85
4m	B	6	BR893	81.85
4m	V	6	VR893	81.85
4m	AG	6	AGR893	81.85

BRACKET



W	10	WR919	7.83
B	10	BR919	7.83
V	10	VR919	7.83
AG	10	AGR919	7.83

5MM BRACKET SPACER



V	50	VR927	2.01
---	----	--------------	------

CONNECTOR



W	5	WR917	19.24
B	5	BR917	19.24
V	5	VR917	19.24
AG	5	AGR917	19.24

112½° BEND



112½°	W	5	WR920	16.69
112½°	B	5	BR920	16.69
112½°	V	5	VR920	16.69
112½°	AG	5	AGR920	16.69

112½° BRANCH



112½°	W	5	WR922	48.76
112½°	B	5	BR922	48.76
112½°	V	5	VR922	48.76
112½°	AG	5	AGR922	48.76

SHOE



W	5	WR921	15.82
B	5	BR921	15.82
V	5	VR921	15.82
AG	5	AGR921	15.82

REGENCY TO 68MM REDUCER



W	5	WR924	15.56
B	5	BR924	15.56
V	5	VR924	15.56
AG	5	AGR924	15.56











HOPPER HEAD



W	1	WR014	42.74
B	1	BR014	42.74
V	1	VR014	42.74
AG	1	AGR014	42.74








Square downpipe

65mm system

	Size	Colour	Qty	Code	Price £
PIPES					
	3m	W B BR AG	6	RPE3	40.46
	5.5m	W B BR AG	2	RPE2555	66.75
SOCKETS					
With fixing lugs					
	W B BR AG	10	RLE1	11.61	
Plain					
	W B BR AG	10	RLE11	10.44	
CLIPS					
One piece					
	W B BR AG	30	RCE1	5.75	
One piece stand off					
	W B BR AG	5	RCE3	5.46	
Pipe clip including nut and bolt					
	W B BR AG	10	RCE2	5.75	
Backplate					
	W B BR AG	20	RCB300	2.45	
OFFSET BENDS					
	67½°	W B BR AG	15	RBE1	10.75
	Socket/spigot				
	87½°	W B BR AG	15	RBE3	12.39
	Socket/socket				
		W B BR AG	10	RNE1	19.00
	Socket/spigot 50mm projection				

Square downpipe

65mm system

	Size	Colour	Qty	Code	Price £
BRANCH					
	67½°	W B BR AG	15	RYE1	37.95
	Socket/spigot				
ACCESS PIPE					
	W B BR AG	30	RFB91	57.61	
	Socket/spigot				
SHOES					
With fixing lugs					
	W B BR AG	15	RSE1	12.35	
	W B BR AG	15	RSE2	12.35	
OUTLET ADAPTOR					
	W B BR AG	120	RLE3	9.37	
	For use with RLE11 to adapt RH25 to suit 65mm square downpipe				
DRAIN ADAPTORS					
	W B BR AG	25	RLE2	17.14	
	Adapts 65mm square socket to 68mm socketed pipe				
	W B BR AG	25	RLE4	17.02	
	Adapts 65mm square socket to 68mm plain ended pipe				












Deepflow150

155 x 98mm high capacity system

	Size	Colour	Qty	Code	Price £
GUTTER					
	4m	W B BR AG	4	RGJ4	96.92
UNION BRACKET					
	W B BR AG	8	RUJ1	19.58	
	Adaptors to join different gutter profiles are available to order			74.71	
FASCIA BRACKET					
	W B BR AG	20	RKJ1	7.89	
	When used with 2 hole screw fixings, brackets meet the heavy class of BS EN 1462				
ANGLES					
	90°	W B BR AG	4	RAJ1	29.39
	45°	W B BR AG	1	RAJ2	45.96
	Special gutter angles are available to order. Please state angle required				
	W B BR AG		RFB150	91.91	
RUNNING OUTLET					
	W B BR AG	20	ROJ1	34.31	
	82mm circular outlet				
STOP ENDS					
External					
	W B BR AG	4	REJ1	14.69	
Internal					
	W B BR AG	4	REJ2	7.84	
NOTCH ADAPTOR					
	B	20	RGNA1	5.57	
	To adapt fitting for notch jointing				








Circular downpipe

82mm system

	Size	Colour	Qty	Code	Price £
DOWNPIPE					
	3m	W B BR AG	4	RPH33	77.35
	5.5m	W B BR AG	4	RPH355	141.83
	5.5m length available to order				
SOCKET					
	W B BR AG	4	RL3	18.62	
CLIPS					
One piece					
	W B BR AG	10	RC3	9.18	
Pipe clip including nut and bolt					
	W B BR AG	20	RC32	8.66	
Backplate					
	W B BR AG	20	RCB300	2.45	
OFFSET BEND					
	67½°	W B BR AG	4	RNE3	32.63
BENDS					
	87½°	W B BR AG	4	RB31*	38.79
	45°	W B BR AG	4	RB33*	38.79
BRANCH					
	45°	W B BR AG	24	RY3*	54.22
ACCESS PIPE					
	W B BR AG	54	RF3*	69.14	
SHOE					
	W B BR AG	4	RS3	37.27	








Foundry Finish, Cast iron effect

112mm half round system

	Size	Colour	Qty	Code	Price £
GUTTER					
	4m	FF	1	CBR512	87.23
JOINT BRACKET					
		FF	10	CBR008	23.75
SUPPORT BRACKET					
		FF	50	CBR010	5.51
					Fix at 1m centres – max 1 screw fixing
90° ANGLE					
		FF	5	CBR005	31.80
135° ANGLE					
		FF	5	CBR007	33.02
RUNNING OUTLET					
		FF	5	CBR011	31.02
EXTERNAL STOPEND					
		FF	10	CBR013	16.12





Foundry Finish, Cast iron effect

125x75mm semi-elliptical system

	Size	Colour	Qty	Code	Price £
GUTTER					
	4m	FF	1	CBR640	106.01
					Deep Profile
JOINT BRACKET					
		FF	10	CBR608	28.87
SUPPORT BRACKET					
		FF	50	CBR610	6.68
					Fix at 1m centres – max 2 screw fixing
90° EXTERNAL ANGLE					
		FF	5	CBR605	38.65
90° INTERNAL ANGLE					
		FF	5	CBR615	38.65
135° EXTERNAL ANGLE					
		FF	5	CBR607	40.15
135° INTERNAL ANGLE					
		FF	5	CBR617	40.15
RUNNING OUTLET					
		FF	5	CBR611	37.69
					Fits 68mm pipe
STOPEND					
	Internal	FF	10	CBR602	19.57
	External	FF	10	CBR613	19.57
					NB: Internal Stopend shown






Circular downpipe

68mm system

	Size	Colour	Qty	Code	Price £
DOWNPIPE					
	2.75m	FF	1	CBR519	80.57
					Deep Profile
EARED PIPE CONNECTOR					
		FF	10	CBR017	24.05
EARED PIPE BRACKET					
		FF	10	CBR043	12.90
					Fix at 2m centres – max 2 screw fixing
92½° BEND					
		FF	10	CBR577	34.29

Circular downpipe

68mm system

	Size	Colour	Qty	Code	Price £
112½° BEND					
		FF	10	CBR020	41.14
112½° BRANCH					
		FF	5	CBR022	73.60
EARED SHOE					
		FF	5	CBR021	49.28
CURVED HOPPER HEAD					
		FF	1	CBR044	80.89
COACH BOLTS FIXINGS					
		FF	10	CBF001	10.12

Foundry Finish








Foundry Finish is a cast-iron effect PVCu system, offering a great combination of traditional good looks with modern lightweight materials.

- Choice of two profiles (half-round and semi-elliptical) with circular downpipe system.
- Authentic period-style fittings.
- Provides an economical alternative to cast iron.
- Lightweight and easy to install.
- Foundry Finish Soil pipe and fittings also available – see page 32 for details.







Highflo

170x73mm half-round system


	Size	Colour	Qty	Code	Price £
GUTTER					
	4m	G	5	GR515	95.26
	4m	B	5	BR515	95.26
	4m	W	5	WR515	95.26
JOINT BRACKET					
		G	10	GR042	12.34
		B	10	BR042	12.34
		W	10	WR042	12.34
SUPPORT BRACKET					
		G	20	GR452	7.39
		B	20	BR452	7.39
		W	20	WR452	7.39
	Fix at 1m centres – max 2/3 screw fixing				
90° ANGLE					
		G	1	GR451	31.05
		B	1	BR451	31.05
		W	1	WR451	31.05
RUNNING OUTLET					
		G	1	GR454	23.85
		B	1	BR454	23.85
		W	1	WR454	23.85
	Fits 110mm pipe				
STOPEND OUTLET					
		G	1	GR455	22.68
		B	1	BR455	22.68
	Fits 110mm pipe				
EXTERNAL STOPEND					
		G	10	GR402	10.66
		B	10	BR402	10.66
		W	10	WR402	10.66

Circular downpipe

110mm system

	Size	Colour	Qty	Code	Price £
DOWNPIPE					
	3m	G	1	GS505	70.15
	3m	B	1	BS505	70.15
	3m	W	1	WS505	70.15
	4m	G	1	GS506	99.39
	4m	B	1	BS506	99.39
	4m	W	1	WS506	99.39
SOCKETED DOWNPIPE					
	3m	G	1	GS508	75.97
	3m	B	1	BS508	75.97
	3m	W	1	WS508	75.97
PIPE CONNECTOR					
		G	1	GS208	19.38
		B	1	BS208	19.38
		W	1	WS208	19.38
DRAIN CONNECTOR					
		G	1	GS121	27.59
		B	1	BS121	27.59







Large capacity comparison



Clip-master 112mm
Highflo 170mm


Circular downpipe

110mm system

	Size	Colour	Qty	Code	Price £
BRACKET – PIPE					
		G	10	GS217	7.14
		B	10	BS217	7.14
		W	10	WS217	7.14
	Fix at 2m centres – max 1 screw fixing				
BRACKET – PIPE					
		G	10	GS219	7.46
		B	10	BS219	7.46
		W	10	WS219	7.46
	Fix at 2m centres – max 2 screw fixing				
BRACKET – SOCKET					
		G	10	GS220	7.30
		B	10	BS220	7.30
		W	10	WS220	7.30
	Fix at 2m centres – max 2 screw fixing				
BRACKET – PIPE/SOCKET					
		G	5	GS570	14.48
	Fix at 2m centres – max 2 screw fixing Galvanised				
SHOE					
		G	1	GS266	29.37
		B	1	BS266	29.37
		W	1	WS266	29.37
HOPPER HEAD					
		G	1	GR465	84.06
		B	1	BR465	84.06
		W	1	WR465	84.06

Circular downpipe

110mm system


	Size	Colour	Qty	Code	Price £
ACCESS PIPE					
		G	1	GS309	68.01
		B	1	BS309	68.01
92½° BEND					
		G	1	GS322	43.34
		B	1	BS322	43.34
		W	1	WS322	43.34
112½° TOP OFFSET BEND					
		G	1	GS270	43.34
		B	1	BS270	43.34
		W	1	WS270	43.34
112½° BOTTOM OFFSET BEND					
		G	1	GS271	37.87
		B	1	BS271	37.87
		W	1	WS271	37.87
135° BEND					
		G	1	GS331	43.34
		B	1	BS331	43.34
		W	1	WS331	43.34
112½° BRANCH					
		G	1	GS336	65.46
		B	1	BS336	65.46
92½° BRANCH					
		G	1	GS334	64.08
		B	1	BS334	64.08

Stormflo


200x133mm semi-elliptical system

	Size	Colour	Qty	Code	Price £
--	------	--------	-----	------	---------

GUTTER


	4m	G	2	GR740	157.76
	4m	B	2	BR740	157.76

JOINT BRACKET

		G	6	GR708	45.75
		B	6	BR708	45.75


3 Screw Fixing

SUPPORT BRACKET

		G	5	GR710	20.08
		B	5	BR710	20.08


Fix at 800mm centres – max
3 screw fixing

RUNNING OUTLET

		G	1	GR711	93.93
		B	1	BR711	93.93

2 Screw Fixing
Spigot fits 160mm pipe

90° ANGLE

		G	1	GR705	141.31
		B	1	BR705	141.31

Remember: order 2 Joint Brackets

Stormflo bottom fixing

Stormflo fittings have been designed to ensure strength and stability, even in the most adverse weather conditions.

The toughened bottom fixing point offers increased protection from wind updrafts on remote and exposed buildings.




Stormflo

200x133mm semi-elliptical system


	Size	Colour	Qty	Code	Price £
--	------	--------	-----	------	---------

135° ANGLE

		G	1	GR707	141.31
		B	1	BR707	141.31


Remember: order 2 Joint Brackets

OUTLET ADAPTOR

		G	2	GR716	21.49
		B	2	BR716	21.49


Use with a R711 to convert to 110mm downpipe
For 110mm Highflo downpipes

EXTERNAL STOPEND

		G	2	GR713	39.17
		B	2	BR713	39.17

Remember: order 1 support bracket.

Large capacity comparison




Circular downpipe


160mm system

	Size	Colour	Qty	Code	Price £
--	------	--------	-----	------	---------


DOWNPIPE

	3m	G	1	GS534	143.64
	3m	B	1	BS534	143.64
	4m	G	1	GS535	189.95

SOCKETED DOWNPIPE


	3m	G	1	GS533	169.36
	3m	B	1	BS533	169.36

BRACKET – PIPE

		G	10	GS412	16.03
		B	10	BS412	16.03


Fix at 2m centres – max
1 screw fixing

BRACKET – PIPE/SOCKET


		G	5	GS571	26.06
---	--	---	---	--------------	-------

Fix at 2m centres – max
2 screw fixing
Galvanised


92½° BEND

		G	1	GS403	87.18
		B	1	BS403	87.18

112½° TOP OFFSET BEND

		G	1	GS424	98.28
		B	1	BS424	98.28

112½° BOTTOM OFFSET BEND


		G	1	GS425	98.28
		B	1	BS425	98.28

Circular downpipe


160mm system

	Size	Colour	Qty	Code	Price £
--	------	--------	-----	------	---------


135° BEND

		G	1	GS404	87.18
		B	1	BS404	87.18


PIPE CONNECTOR

		G	1	GS406	37.53
		B	1	BS406	37.53


ACCESS PIPE

		G	1	GS472	116.95
		B	1	BS472	116.95


92½° BRANCH

		G	1	GS427	180.80
		B	1	BS427	180.80

SHOE

		G	1	GS436	87.18
		B	1	BS436	87.18

REDUCER

	160x110mm	G	1	GS420	63.26
---	-----------	---	---	--------------	-------

Ancillary items

Size	Colour	Qty	Code	Price £
GUTTER LEAF GUARD				
10m (20x50cm lengths)		1	RGG10	89.13
Suitable for use with Clip-Master and Flowline				
GUTTER GUARD CLIP				
		18	RG1X	2.80
Use with RGG10				
RAIN DIVERTER				
	W B G BR	20	RD25R	24.38
Suitable for use with 68mm circular or 65mm square PVCu downpipes				
WATER BUTT CONNECTOR				
	B	10	RDC26R	14.19
FASCIA BRACKET SPACER/HEIGHT ADJUSTER				
	W B	45	RGS1	1.74
Includes nut and bolt. Suitable for use with Deepflow, Clip-master, Flowline and Classic fascia brackets. Spacer width 17mm, 25mm height adjustment				
ANGLED FASCIA BRACKET ADAPTOR				
22½°		50	RKA1	16.03
30°		100	RKA2	16.03
Galvanised mild steel				
WEDGE SPACER				
	G	50	GR002	5.75
Not for use with Highflo or Stormflo				
EXTENSION BACKPLATE				
	W B G BR	50	RT200	11.07
PVCu For use with RC251/2, RCE2 and RC32 pipe clips				
EXTENSION BRACKET				
	B G	20	RT250	26.72

Ancillary items

Size	Colour	Qty	Code	Price £
PIPE CLIP				
	B G	20	RPC1	10.68
SOCKET CLIP				
	B G	1	RSC1	10.68
COVER PLATE				
	B G	1	RT2501	3.99
For use with RT250				
FIXED RAFTER ARMS				
Side		50	RSA1	11.97
Top		50	RTA1	11.97
Electroplated mild steel Includes 2 cadmium plated nuts and bolts				
ADJUSTABLE RAFTER ARMS				
Side		1	RSA1A	10.72
Top		1	RTA1A	10.72
Galvanised steel Including nut, bolt and anti slip washer.				
SPARE NUTS AND BOLTS				
12x5		10	RNB21	7.66
For use with RSA1A and RTA1A				
RISE AND FALL EXTENSION ARM				
		50	RKF1	18.18
Electroplated mild steel Including 2 cadmium plated nuts and bolts				

Ancillary items

Size	Colour	Qty	Code	Price £
RISE AND FALL BRACKETS				
Regency		25	GR909	17.44
Half-round 112mm		25	GR018	17.44
125 125mm		25	GR601	18.00
Supplied with 230mm stake Remember you'll need one either side of outlets, angles & joint brackets.				
LONG RISE/FALL BRACKET				
Half-Round 112mm		25	GR009	18.74
Supplied with 230mm stake				
DRIVE-IN SPIKE				
		50	RSS1°	5.43
Galvanised mild steel				
GUTTER ADAPTORS				
Right hand		1	RGA4	58.34
Left hand		1	RGA5	58.34
Clip-master to Ogee cast aluminium				
HALF ROUND TO CAST IRON GUTTER ADAPTOR				
B		25	RGA1R	21.97
Suitable for adapting 100mm to 112mm half round				
Other gutter adaptors are available to order				
UNIVERSAL GUTTER NOTCHING TOOL				
		1	RGN1	55.55
Suitable for use with Deepflow, Clip-master, Flowline, Industrial and Deepflow150 gutter systems				

Ancillary items

Size	Colour	Qty	Code	Price £
DRAIN ADAPTORS				
B		100	RA42	11.11
Can be cut to fit all shapes and sizes of downpipe				
W B G BR AG		10	RRM425	14.70
110mm socket to 68mm socket				
GUTTER SEAL				
B		1	RNG50	3.20
Suitable for use with Deepflow, Clip-master, Flowline and Deepflow150 gutter systems. Length 225mm – cut to required length				
FLAT RAINWATER SEALS				
B		5	RNG60	13.37
Suitable for use with RGA1R and old (pre 1985) rainwater systems which used flat seals. Length 235mm – cut to required length				
SPARE RAINWATER SEAL				
Foundry finish Half-Round		1	3SSI200	0.80
Foundry finish 125		1	3SR1125	0.80
Highflo		1	3SR1520	1.10
Stormflo		1	3SR5355	7.29
SPARE RING SEALS				
'T' ring 82		5	SR82T	16.03

Hopper heads

Size	Colour	Qty	Code	Price £
HOPPER HEADS				
68/65	W B G BR AG	6	RH252	54.39
Dual spigot outlet				
82	W B G BR	6	SH30	70.36
Circular spigot outlet				
68	B	1	RH25	112.29
110	B G	1	SH40	193.83
Circular spigot outlet				

Roof outlets

Size	Colour	Qty	Code	Price £
ROOF OUTLETS				
82mm		1	RV637	132.98
Spigot tail				
110mm		1	RV369	167.91
Spigot tail				
160mm		1	RV482	301.54
Spigot tail				
BALCONY OUTLETS				
82mm		1	RV195	215.01
Solvent socket tail Studs may require trimming upon installation				
110mm		1	RV196	215.01
Solvent socket tail Studs may require trimming upon installation				
BOX GUTTER OUTLETS				
82mm		1	RV491	79.55
Spigot tail				

PVCu Flat roof outlets

Size	Colour	Qty	Code	Price £
FLAT ROOF OUTLET				
68	G	3	ROF25	98.24
Items are supplied bagged loose for site assembly				
BALCONY OUTLET				
68	G	3	ROB25	98.24
Items are supplied bagged loose for site assembly				
UNIVERSAL FLANGE				
	G	5	SOF1	42.14
Flange is 3mm thick				
FLAT ROOF OUTLET GRATING				
	G	25	SOF12	38.15
For use with SOF1				
BALCONY OUTLET GRATING				
	G	35	SOB1	38.15
For use with SOF1				
STRAIGHT FLANGE CONNECTOR				
82	G	20	SGS31G	17.44
110	W	20	SGS41W	16.64
For use with ROF25 and ROB25				
BENT FLANGE CONNECTOR				
110	W	4	STS41W	36.96
Socket/socket For use with ROF25 and ROB25				

Available with a variety of jointing methods, Marley waste systems offer solutions for commercial developments as well as domestic housing.



Product selector

SOLVENT WASTE	Size	Colour
PVC-c / PVCu		
Suitable for internal and external applications. Ideal in situations where fire protection is required.	32mm 40mm 50mm	W B G W B G W B G
ABS		
Lightweight and cost effective for internal installation. Easy to cut, joint & install.	32mm 40mm 50mm	W B G W B G W B G
PUSH-FIT WASTE		
For internal use, ideally suited to fast installation. Cost effective solution where systems are being installed or modified.	32mm 40mm	W B G W B G
OVERFLOW		
A complete range of pipework and fittings for overflow applications.	21.5mm	W

Key to symbols and colours:
 W White B Black G Grey
 Kitemark certified product BBA certified product
 CAD drawing available for download from marleypd.co.uk

Solvent waste PVC-c / PVCu

	Size	Colour	Qty	Code	Price £
	4m				
	32	W B G	10	KP104	19.73
	40	W B G	10	KP204	23.96
	50	W B G	5	KP304	38.06

Double spigot

STRAIGHT COUPLINGS

	32	W B G	10	KSC1	3.54
	40	W B G	10	KSC2	4.22
	50	W B G	10	KSC3	5.28
	32	W G	10	KEC1	4.22
	40	W G	10	KEC2	5.64
	50	W G	10	KEC3	7.06

CLIPS

	32	W B G	10	KF1	0.86
	40	W B G	10	KF2	1.22
	50	W B G	10	KF3	1.69
Open PVCu					
	32	W B G	10	WC3	0.77
	40	W B G	10	WC4	0.98
	50	W G	80	WC5	1.41
Saddle ABS					

BENDS

	88½°				
	32	W B G	10	KB1	3.20
	40	W B G	10	KB2	4.22
	50	W B G	10	KB3	5.64
	45°				
	32	W B G	10	KB12	3.20
	40	W B G	10	KB22	4.22
	50	W B G	10	KB32	5.64
	32	W G	10	KBA12	4.22
	40	W G	10	KBA22	4.93
	50	W B G	20	KBA32	5.64
Spigot					

Solvent waste PVC-c / PVCu

	Size	Colour	Qty	Code	Price £
	90°				
	40	W B G	20	KBK25	4.22
	50	W G	10	KBK35	4.22

Knuckle bend/boss adaptor
KBK35 is a Radius Bend which can solvent weld over a boss upstand

	87½°				
	32	W G	20	KBS1	3.20
	40	W G	20	KBS2	4.22
	50	W B G	20	KBS3	5.64
Long spigot					

TEES

	88½°				
	32	W B G	10	KT1	4.15
	40	W B G	10	KT2	5.28
	50	W B G	10	KT3	9.87
	45°				
	40	W G	10	KT21	5.28
	50	W G	10	KT31	9.87

CROSS TEE

	88½°				
	40	W G	10	KXT21	21.15
	50	W G	10	KXT31	25.37

ACCESS PLUG

	32	W B G	10	KAP1	3.20
	40	W B G	10	KAP2	3.20
	50	W B G	10	KAP3	4.22

SOCKET REDUCERS

	32-21.5	W G	10	KR175	4.56
	40-32	W B G	10	KR210	3.20
	50-32	W G	10	KR310	3.89
	50-40	W B G	10	KR320	4.93

Solvent waste PVC-c / PVCu

	Size	Colour	Qty	Code	Price £
	Female				
	32	W G	10	KFA1	4.79
	40	W G	10	KFA2	4.79
	50	W G	10	KFA3	7.21

	Male				
	32	W G	10	KMA1	4.79
	40	W G	10	KMA2	4.79
	50	W G	10	KMA3	7.21

Solvent waste ABS

	Size	Colour	Qty	Code	Price £
	3m				
	32	W B G	10	WAP33	14.09
	40	W B G	10	WAP43	16.92
	50	W B G	5	WAP53	28.18

STRAIGHT COUPLINGS

	32	W B G	10	WAC3	2.81
	40	W B G	10	WAC4	3.20
	50	W B G	10	WAC5	4.22
	32	W	10	WAC31	4.22
	40	W	10	WAC41	6.76
	50	W	10	KEC3*	7.06
Expansion/copper adaptor					

CLIPS

	32	W B G	10	KF1	0.86
	40	W B G	10	KF2	1.22
	50	W B G	10	KF3	1.69
Open PVCu					
	32	W B G	10	WC3	0.77
	40	W B G	10	WC4	0.98
	50	W	80	WC5	1.41
Saddle ABS					

Solvent waste ABS

	Size	Colour	Qty	Code	Price £
	88½°				
	32	W B G	10	WAB3	2.81
	40	W B G	10	WAB4	2.81
	50	W B G	10	WAB5	4.22

	45°				
	32	W B G	10	WAB31	2.81
	40	W B G	10	WAB41	2.81
	50	W B G	10	WAB51	4.22

	32	W	10	WAB32	2.81
	40	W	10	WAB42	2.81
Spigot					

	90°				
	32	W B G	10	WAB33	2.81
	40	W B G	10	WAB43	2.81
Knuckle bend					

ACCESS PLUG

	32	W B G	10	WAA3	2.81
	40	W B G	10	WAA4	2.81
	50	W B G	10	WAA5	3.89

TEES

	88½°				
	32	W B G	10	WAT3	3.20
	40	W B G	10	WAT4	3.89
	50	W B G	10	WAT5	8.46

	45°				
	32	W	10	WAT31	3.20
	40	W	10	WAT41	3.20
	50	W	10	WAT51	8.46

CROSS TEE

	88½°				
	40	W	10	WAT42	15.68
	50	W	10	WAT52	17.94

Solvent waste ABS

	Size	Colour	Qty	Code	Price £
	40-32	W B G	10	WAR43	2.81
	50-32	W B G	10	WAR53	3.89
	50-40	W B G	10	WAR54	4.93

IRON ADAPTORS

Female					
	32	W	10	WAF3	6.76
	40	W	10	WAF4	6.76
	50	W	10	WAF5	10.08
Male					
	32	W	10	WAM3	6.76
	40	W	10	WAM4	6.76
	50	W	10	WAM5	10.08

CAP AND LINING

	32	W	10	WAM31	6.76
--	----	---	----	--------------	------

Push-fit waste polypropylene

	Size	Colour	Qty	Code	Price £
	3m				
	32	W B G	10	WPP33	8.09
	40	W B G	10	WPP43	10.21

STRAIGHT COUPLING

	32	W B G	10	WPC3	3.20
	40	W B G	10	WPC4	3.57

CLIPS

	32	W B G	10	KF1	0.86
	40	W B G	10	KF2	1.22
Open PVCu					
	32	W B G	10	WC3	0.77
	40	W B G	10	WC4	0.98
Saddle ABS					

Push-fit waste polypropylene

	Size	Colour	Qty	Code	Price £
--	------	--------	-----	------	---------

BENDS

	45°				
	32	W B G	10	WPB31	3.20
	40	W B G	10	WPB41	3.36
	Spigot				
	32	W B G	10	WPB32	3.92
	40	W B G	10	WPB42	4.11
	90°				
	32	W B G	10	WPB33	3.10
	40	W B G	10	WPB43	3.20
Knuckle bend					
	88½°				
	32	W B G	40	WPB34	3.92
	40	W B G	30	WPB44	4.11
Spigot					

TEE

	88½°				
	32	W B G	20	WPT31	4.96
	40	W B G	30	WPT41	5.10

ACCESS PLUG

	32	W B G	10	WPA31	2.36
	40	W B G	10	WPA41	2.81

SOCKET REDUCER

	40-32	W B G	10	WPR43	3.36
--	-------	-------	----	--------------	------

MULTI-FIT COMPONENTS

	32	G	10	WUM33	4.62
	40	G	10	WUM43	4.96
Fit BS EN 1451, BS EN 1455 or BS EN 1566 pipe. Straight tank connector					

PVCu vent and overflow system

	Size	Colour	Qty	Code	Price £
--	------	--------	-----	------	---------

PIPES

	3m				
	21.5	W	30	OP213	12.37
	4m				
	21.5	W	30	OP21	16.48

STRAIGHT COUPLING

	21.5	W	10	OSC21	2.77
--	------	---	----	--------------	------

CLIP

	21.5	W	10	OC21	1.03
	Saddle				

BENDS

	90°				
	21.5	W	10	OB90	3.94
	45°				
	21.5	W	10	OB45	3.94

TEE

	21.5	W	10	OT90	4.03
--	------	---	----	-------------	------

ADAPTORS

	Female iron - 3/4" BSP female thread				
	21.5	W	10	OFA21	3.43
	Straight, to 22mm				
	21.5	W	10	OCA21	2.77
	Cap and lining - 3/4" BSP female thread				
	21.5	W	10	OCL21	7.73

TANK CONNECTORS

	Straight				
	21.5	W	10	OTC21	5.80
	Bent				
	21.5	W	10	OBC90	6.17
Including polyethylene washers and quick fix Acme threads					

Accessories

	Size	Colour	Qty	Code	Price £
--	------	--------	-----	------	---------

SOLVENT CEMENT

	Tub 250ml				
			1	KS10	20.53
	Tub 500ml				
			1	KS20	38.54

SILICONE LUBRICANT

	Tube with sponge applicator 50g				
			1	SZ50	23.23
	Bottle 100g				
			1	SZ100	26.81
	Aerosol* 400ml				
			1	SZ400	39.56
	Tub 500g				
			1	SZ500	116.66
Water Research Centre Approved					

For compression waste system, see Multikwik section on page 49

Push-fit polypropylene system is manufactured to BS EN 1451. Polypropylene cannot be solvent welded

* an ozone friendly aerosol

THE EXPERTS IN FABRICATED DRAINAGE

Save time on site by utilising the skills at Marley to build your bespoke fabricated soil system in the material of your choice

-  SAVES MONEY
-  EXPERTISE
-  SAVES STORAGE
-  SIMPLIFICATION
-  SAVES TIME
-  QUALITY, ASSURED
-  SAVES WASTE
-  DELIVERY WHEN YOU NEED IT



Soil



Marley offer a range of soil solutions including PVCu push-fit and solvent weld, HDPE drainage and, for improved levels of soundproofing, dBlue acoustic system.

Product selector

PVCU PUSH FIT SOIL	Size	Colour
Push-fit and solvent weld soil system incorporating socketed and plain ended pipe.	82mm	B G
	110mm	W B G
	160mm	G

PVCU SOLVENT SOIL	Size	Colour
Push-fit and solvent weld soil system incorporating socketed and plain ended pipe.	82mm	B G
	110mm	W B G
	160mm	G

FOUNDRY FINISH SOIL	Size	Colour
Foundry Finish is a cast-iron effect PVCu system, offering a great combination of traditional good looks with modern lightweight materials.	110mm	B
		w

HDPE DRAINAGE	Size	Colour
Used as an alternative to cast iron in areas where drainage systems have to meet high standards of durability and reliability.	56 – 315mm	B

dBLUE ACOUSTIC DRAINAGE	Size	Colour
Used in conjunction with the acoustic pipe clips, the dBlue system is designed to reduce noise and acoustic vibrations to a level of 19dB.	110mm	BL
	160mm	BL

WC CONNECTORS	Size	Colour
Connectors for all BS WC pans. Available with solvent weld or push-fit joints.	110mm	W




WC MANIFOLD COMPONENTS	Size	Colour
The manifold system allows ranges of toilets to be connected horizontally. Ideal for commercial applications.	110mm	W

FLOOR OUTLET COMPONENTS	Size	Colour
Available as separate components or as an all in one trapped floor outlet.	50mm	G
	82mm	G

PIPE SUPPORT COMPONENTS	Size	Colour
Designed specifically to meet the needs of supporting horizontal or vertical suspended PVCu pipework.	110mm	-
	160mm	-


ACTIVE DRAINAGE VENTILATION	Size	Colour
Studor P.A.P.A. and AAVs provide a complete active drainage ventilation system solution, suited to high-rise applications		

Key to symbols and colours:




- W White B Black G Grey BL Blue NU Neutral FF Foundry Finish
-  CAD drawing available for download from marleypd.co.uk
-  Kitemark certified product  BBA certified product

Size	Colour	Qty	Code	Price £
------	--------	-----	------	---------






110mm co-ex soil

	2.5m			
110	▽	G	1 SP4025	65.21
3m				
82	▽	B G	1 SP303	88.99
110	▽	W B G	1 SP403	69.70
160	▽	G	1 SP603	187.61
4m				
82	▽	G	1 SP304	117.34
110	▽	G	1 SP404	107.20
160	▽	G	1 SP604	250.52
				Push-fit socket

STRAIGHT COUPLINGS


	Loose pipe socket			
82	▽	B G	10 SE300	18.90
110	▽	W B G	8 SE400	19.11
160	▽	G	4 SE600	41.91
	Double ring seal slip coupling			
82	▽	B G	SE305	19.38
110	▽	B G	8 SE405	31.52
160	▽	G	4 SE605	67.05
	Triple socket			
110	▽	G	4 SE402	47.95

SHORT RADIUS BENDS

	87 1/2°			
82	▽	B G	20 SB31	40.48
110	▽	W B G	4 SB41	40.60
160	▽	G	1 SFB61	120.25
				Push-fit socket/spigot
	45°			
82	▽	B G	20 SB35	40.48
110	▽	W B G	4 SB45	40.60
160	▽	G	1 SFB65	120.25
				Push-fit socket/spigot
	10°			
110	▽	W B G	4 SB410	40.60
				Push-fit socket/spigot
	20°			
110	▽	W B G	4 SB420	40.60
				Push-fit socket/spigot
	30°			
110	▽	W B G	4 SB430	40.60
				Push-fit socket/spigot

Size	Colour	Qty	Code	Price £
------	--------	-----	------	---------



SHORT RADIUS BENDS

	87 1/2°			
110	▽	G	4 SB411	46.36
				Double push-fit socket

ADJUSTABLE BENDS

	11° – 87 1/2°			
82		B G	10 SB37	67.23
	5° – 14°			
110		G	4 SB46	59.82
	21° – 90°			
110	▽	B G	4 SB47	59.82
	31° – 90°			
160	▽	G	2 SB67	126.25
				Push-fit socket/spigot

OFFSET BENDS



	67 1/2°			
82		B G	30 SNE300	39.98
160		G	1 SNE600	123.30
				Push-fit solvent socket
	67 1/2°			
110		W B G	4 SNE405	39.65
				Push-fit solvent socket

EQUAL BRANCHES

	87 1/2°			
110	▽	W B G	4 SY401	57.94
160	▽	G	2 SY601	197.44
	45°			
82	▽	G	10 SY36	58.76
110	▽	B G	4 SY460	64.44
160	▽	G	2 SY63	157.41
				Push-fit sockets/spigot
				
110		B G	4 SY466	58.65
				Push-fit sockets/solvent socket

Size	Colour	Qty	Code	Price £
------	--------	-----	------	---------



FIVE BOSS BRANCHES

	87 1/2°			
110	▽	W B G	4 SY405	57.94
				Push-fit sockets/spigot
	87 1/2°			
110	▽	B G	4 SY5415	56.16
				Push-fit sockets/solvent socket

THREE BOSS BRANCH

	87 1/2°			
82	▽	B G	6 SY33F	59.50

UNEQUAL BRANCHES

	87 1/2°			
160x110	▽	G	2 SY64	144.09
				Push-fit sockets/spigot. 2 boss/access upstands
	45°			
160x110		G	1 SY66	109.53
				Push-fit sockets/spigot




DOUBLE BRANCHES

	87 1/2°			
110	▽	B G	4 SY404	107.20
				Push-fit sockets/spigot. 4 boss upstands

CORNER BRANCHES

	87 1/2°			
110	▽	G	1 SY411°	222.10
				Push-fit sockets/spigot.

BOSS PIPES



	87 1/2°			
82	▽	B G	15 SW30	30.81
				Push-fit socket/spigot. 3 boss upstands, 1 drilled
				
110	▽	W B G	4 SW41	32.52
				Push-fit socket/spigot. One 40mm boss connection
				
110	▽	B G	4 SW415	32.52
				Push-fit socket/spigot. One 32mm boss connection


Size	Colour	Qty	Code	Price £
------	--------	-----	------	---------

BOSS PIPES



	110	▽	W B G	4 SW40	30.99
					Push-fit socket/spigot. 4 boss upstands

ACCESS PIPES


	82	▽	B G	15 SF31	71.25
	160		G	2 SF611	147.08

	110	▽	B G	4 SF41	64.94
					Socket/spigot


REAR ACCESS BENDS

	87 1/2°			
82		B G	1 SB38	105.53
	87 1/2°			
110	▽	B G	4 SB42	92.99
				Push-fit socket/spigot


REAR ACCESS BRANCHES

	87 1/2°				
82		B G	1 SY34F	100.24	
				Fixed	
	110	▽	B G	4 SY402	129.30
				2 boss upstands	



BOSS CONNECTORS

	87 1/2°			
32	▽	W B G	50 SA411	7.68
40	▽	W B G	40 SA421	7.68
50	▽	B G	40 SA420	10.55
				Solvent weld with push-fit seal

LEVEL INVERT REDUCERS

	110x82		B G	20 SRM304	40.88
	160x110	▽	G	4 SRM604	56.30
					Spigot/socket

ADAPTOR

	110		B	1 SA42	24.12
					Soil to drain adaptor
	110		B	1 SA110	18.10
					Waste to drain adaptor

PIPE

110mm co-ex soil

Size	Colour	Qty	Code	Price £
3m				
110	W B G	1	SL403	67.01
160	G	1	SL603	155.64
4m				
110	G	1	SL404	89.79
160	G	1	SL604	203.23
Double spigot				

STRAIGHT COUPLINGS

Loose pipe socket				
82	B G	10	SE300	18.90
110	W B G	8	SE400	19.11
160	G	4	SE600	41.91

Double solvent socket				
82	G	50	SES301	19.14
110	B G	8	SES401	19.60
160	G	4	SES601	38.78

EXPANSION COUPLING

110	B G	8	SE409	19.11
-----	-----	---	--------------	-------

To accommodate thermal movement in both vertical and horizontal solvent pipework

SHORT RADIUS BENDS

87½°				
110	G	4	SBS41	43.14
Solvent socket/spigot				
87½°				
110	B G	4	SBS42	39.80
Solvent socket/spigot				
87½°				
160	G	2	SBS62	97.88
Double solvent socket				

SHORT RADIUS BENDS

45°				
110	B G	4	SBS45	29.82
Solvent socket/spigot				
45°				
160	G	2	SBS65	97.88
Double solvent socket				
45°				
110	B G	4	SBS415	30.42
Solvent socket/spigot				
67½°				
160	G	2	SBS615	93.14
Solvent socket/spigot				

LONG SPIGOT BEND

87½°				
110	W B G	4	SBS40	28.37
Solvent socket/spigot				

OFFSET BENDS

67½°				
82	B G	30	SNE300	39.98
160	G	1	SNE600	123.30
Push-fit solvent socket				
67½°				
110	W B G	4	SNE405	39.65
Push-fit solvent socket				

EQUAL BRANCHES

87½°				
160	G	2	SYS601	110.72
Triple solvent socket				
45°				
110	B G	4	SYS460	57.40
Solvent sockets/spigot				
45°				
110	B G	4	SYS466	55.66
160	G	4	SYS666	110.72
Triple solvent sockets				

FIVE BOSS BRANCHES

87½°				
110	B G	4	SYS405	53.31
Triple solvent sockets				
87½°				
110	B G	4	SY415	54.96
Solvent socket/spigot				

UNEQUAL BRANCHES

87½°				
160x110	G	4	SYS664	110.72
Solvent socket/spigot				
45°				
160x110	G	4	SYS644	110.72
Solvent socket/spigot				

DOUBLE BRANCHES

87½°				
110	G	1	SYS404	97.58
All solvent sockets, 4 boss upstands				

CORNER BRANCHES

110	G	1	SYS411°	203.19
All solvent sockets.				

BOSS PIPES

45°				
110	G	4	SWS4135	28.35
All solvent sockets. Three 50mm boss upstands				
87½°				
110	W B G	4	SWS415	14.29
Double solvent socket. One 32mm boss connection				
87½°				
110	W B G	4	SWS41	14.29
Double solvent socket. One 40mm boss connection				

BOSS PIPES

110	B G	4	SWS42	15.23
Double solvent socket. One 50mm boss connection				

STRAP-ON-BOSS

32mm, 90°				
110	B G	40	SWS4150	17.60
Strap-on boss				
40mm, 90°				
110	B G	40	SWS410	17.60
Strap-on boss				
50mm, 90°				
110	B G	30	SWS420	17.60
Strap-on boss				

CONDENSATE STRAP-ON BOSS

21.5mm, 90°				
110	G	50	SWS4C	23.09
Condensate strap-on boss				

PATCH BOSS

32mm				
82	G	40	SWS332	14.01
Patch boss				
40mm				
82	G	40	SWS340	14.38
Patch boss				
50mm				
82	G	30	SWS350	15.23
Patch boss				

8-WAY COLLAR BOSS

110	G	1	SCB41	62.00
Solvent socket/spigot				
110	G	1	SCBS41	62.00
Double solvent socket tail				
110	G	1	SCBL41	104.28
Solvent socket/spigot with 350mm spigot tail				

Solvent soil

BOSS PIPES

Image	Size	Colour	Qty	Code	Price £
	110	B G	4	SWS40	22.13
	110	B G	4	SWS405	22.81
	Solvent socket/spigot. 4 boss upstands, 1 drilled				
	110	G	1	SWS406	22.13
	160	G	4	SWS60	69.62
	Double solvent socket. 4 boss upstands, 1 drilled				
	160	G	1	SW60	60.40
	Solvent socket/spigot.				

CONDENSATION TRAP

Image	Size	Colour	Qty	Code	Price £
	110	G	6	SCT4°	42.87
	With 21.5/22mm overflow connection				

ACCESS CAP

Image	Size	Colour	Qty	Code	Price £
	82	B G	30	SE30	36.04
	110	B G	50	SE40	35.67
	160	G	15	SE62	97.13
	With pressure plug				

ACCESS PIPES

Image	Size	Colour	Qty	Code	Price £
	110	W B G	4	SFS41	35.87
	Double solvent sockets. 3 boss upstands				
	160	G	2	SF611	147.08
	Double solvent sockets				

REAR ACCESS BENDS

Image	Size	Colour	Qty	Code	Price £
	87 1/2°				
	110	B G	4	SBS420	101.07
	Double solvent socket				

BOSS CONNECTORS

Image	Size	Colour	Qty	Code	Price £
	32	W B G	50	SA411	7.68
	40	W B G	40	SA421	7.68
	50	B G	40	SA420	10.55
	Solvent weld with push-fit seal				
	32	G	50	SA415	6.77
	40	B G	56	SA425	6.77
	50	G	50	SA435	6.77
	Solvent weld with solvent weld joint				
	40	W B	20	KBK25	4.22
	50	W	10	KBK35	4.22
	Solvent weld				

ECCENTRIC REDUCERS

Image	Size	Colour	Qty	Code	Price £
	82-50	B G	90	SRM30	30.33
	Solvent socket to boss upstand				
	110-50	B G	10	SRM402	20.99
	Solvent socket to boss upstand				
	110-82	G	6	SRS304	25.06
	160-110	G	6	SRS604	42.02

Accessories

CLIPS

Image	Size	Colour	Qty	Code	Price £
	110	B G	50	SC41	16.34
	160	G	50	SC61	26.12
	PVC coated mild steel including nut and bolt				
	1000	G	25	SC621	14.76
	Converts socket clip to pipe clip				
	82	B G	20	SC35	9.58
	110	W B G	50	SC45	8.03
	PVCu				
	82	B G	20	SC35S	9.02
	For use with drive-in spike or backplate				
		G	200	RSS1°	5.43
	Galvanised mild steel				
		W B G	100	RCB300	2.45

CONCENTRIC REDUCER

Image	Size	Colour	Qty	Code	Price £
	110-50	B G	18	SE41	18.75
	Spigot to boss upstand				

DURGO AIR ADMITTANCE VALVES

Image	Size	Colour	Qty	Code	Price £
	50	W	32	SVD2*	145.35
	82	G	18	SVD3*	187.31
	110	G	18	SVD4	179.33
	Durgo valve including polystyrene insulating hood				
	*Can be fitted below flood level				
	BBA certified for use up to 10 storeys				

VENT TERMINALS

Image	Size	Colour	Qty	Code	Price £
	110	W B G	10	SVC1	56.16
	50	W B G	30	RV225	7.13
	82	B G	30	SV321	10.84
	110	W B G	60	SV42	10.70
	160	G	20	SV62°	29.88

WEATHERING COLLAR

Image	Size	Colour	Qty	Code	Price £
	82	B	100	SV31*	14.61
	110	W B G	30	SV43	10.70
	PVCu for solvent joint to pipe				
	*Available in black rubber only.				

WEATHERING SLATES










Image	Size	Colour	Qty	Code	Price £
	400	G	5	SAS40	82.60
	Flat				
	450	G	5	SAS45	84.19
	Inclined				
	610	G	5	SAS61	134.02
	Inclined				

SPARE RING SEALS

Image	Size	Code	Qty	Price £
	82	SR82T	5	16.03
	110	SR110T	5	16.03
	160	SR160T	5	40.09
	To BS EN 681/1			

Foundry finish Cast-iron effect soil






	Size	Colour	Qty	Code	Price £
PIPE-SOCKETED	2.75m	FF	1	CBS508	100.98
	Push-fit socket				
SPIGOT ADAPTOR		FF	1	CBS121	37.85
	Simply push into existing Cast Iron, Clay or PVC pipework.				
92½° BEND		FF	1	CBS322	60.79
	Spigot tail				
135° BEND		FF	1	CBS331	60.79
	Spigot tail				
92½° BEND		FF	1	CBS671	63.79
	Double socket				
135° BEND		FF	1	CBS676	60.79
	Double socket				
92½° BRANCH		FF	1	CBS334	89.87
					

	Size	Colour	Qty	Code	Price £
BOSS PIPE		FF	1	CBS244	51.67
					
BOSS ADAPTOR - SOLVENT ONLY	32mm	B	10	BW104	5.03
	40mm	B	10	BW106	5.03
To connect to CBS244					
BOSS ADAPTOR - PUSH-FIT ONLY	50mm	B	10	BS751	9.38
	To connect with CBS244				
ACCESS SADDLE		FF	1	CBS337	39.51
					
PIPE SUPPORT BRACKET		FF	1	CBS219	10.02
	2 screw fixing				
PIPE SOCKET BRACKET		FF	1	CBS220	10.02
	2 screw fixing				
FITTING SOCKET BRACKET		FF	1	CBS572	16.75
	2 screw fixing				
VENT COWL		FF	1	CBSV42	12.68
					
COACH BOLTS FIXINGS		FF	10	CBF001	10.12
					

Foundry finish rainwater systems also available. See pages 10-11 for details

To BS EN 1519 as appropriate

HDPE drainage

	Size	Colour	Qty	Code	Price £
PIPE	3m				
	110	B	144	S 10 11 03	30.06
	5m				
	56	B	745*	S 10 56 00	21.25
	75	B	405*	S 10 07 00	26.66
	110	B	375*	S 10 11 00	50.11
	160	B	195*	S 10 16 00	113.63
	200	B	100*	S 10 20 00	149.24
	250	B	60*	S 10 25 00	231.13
	315	B	50*	S 10 31 00	358.28
* Pack quantity in m per crate					
ELECTROFUSION COUPLER					
	56	B	20	S 41 56 95	4.29
	75	B	20	S 41 07 95	5.08
	110	B	20	S 41 11 95	6.69
	160	B	5	S 41 16 95	14.50
	200	B	1	S 41 20 65	115.78
	250	B	1	S 41 25 65	164.01
	315	B	1	S 41 31 65	212.23
EXPANSION SOCKET ELECTROFUSION					
	56	B	20	S 40 56 20	8.56
	75	B	20	S 42 07 20	10.63
	110	B	20	S 42 11 20	10.63
	160	B	5	S 42 16 20	30.86
	200 **	B	1	S 40 20 20	247.71
	250 **	B	1	S 40 25 20	423.73
	315 **	B	1	S 40 31 20	577.85
**Butt weld only, also excludes protection plug					
PLUG-IN SOCKET					
	56/32	B	20	S 42 32 50	5.36
	56/40	B	30	S 42 40 50	5.36
	56	B	20	S 42 56 50	4.29
	75	B	20	S 42 07 50	6.48
	110	B	20	S 42 11 50	7.75
	160 *	B	10	S 42 16 50	25.66
Includes protection plug. Electrofusible spigot ends. * Butt-weld only					
REDUCERS					
	56/32	B	20	KR310H	4.22
	56/40	B	20	KR320H	4.22
Reducers to go inside S 42 56 50					

	Size	Colour	Qty	Code	Price £
INSPECTION SCREW					
	56	B	20	S 66 56 40	7.48
	75	B	20	S 66 07 40	13.58
	110	B	10	S 66 11 40	18.37
BENDS					
	90°				
	160	B	10	S 11 16 91	24.79
	200	B	10	S 11 20 91	35.06
	250	B	1	S 11 25 91	57.32
	315	B	1	S 11 31 91	82.77
Butt-weld only					
	90°				
	56	B	20	S 11 56 92	2.69
	75	B	25	S 11 07 92	5.08
	110	B	20	S 11 11 96	6.48
Electrofusible at one side					
	15°				
	110	B	1	S 18 11 15	20.11
	160	B	1	S 18 16 15	60.59
	200	B	1	S 18 20 15	85.92
	250	B	1	S 18 25 15	122.06
	315	B	1	S 18 31 15	177.03
Fabricated					
	30°				
	110	B	1	S 18 11 30	18.99
	160	B	1	S 18 16 30	59.92
	200	B	1	S 18 20 30	57.85
	250	B	1	S 18 25 30	77.23
	315	B	1	S 18 31 30	106.15
Fabricated					

To BS EN 1519 as appropriate

	Size	Colour	Qty	Code	Price £	
	88½°					
	56	B	20	S 12 56 88	2.69	
	75	B	20	S 12 07 88	4.69	
	110	B	20	S 12 11 88	6.95	
	160	B	10	S 12 16 88	25.12	
	200	B	1	S 12 20 88*	181.64	
	250	B	1	S 12 25 88*	297.20	
	315	B	1	S 12 31 88*	426.93	
	* Fabricated					
		45°				
56		B	20	S 12 56 45	2.47	
75		B	20	S 12 07 45	3.68	
110		B	20	S 12 11 45	5.41	
160		B	5	S 12 16 45	22.17	
200		B	5	S 12 20 45	74.94	
250		B	5	S 12 25 45	120.39	
315		B	5	S 12 31 45	163.13	
	45°					
	75	B	20	S 12 07 46	6.35	
	110	B	20	S 12 11 46	5.80	
Long spigot						

	Size	Colour	Qty	Code	Price £
	Y-BRANCH 45°				
	56/56	B	20	S 30 56 56	4.89
	75/56	B	20	S 30 07 56	5.89
	75/75	B	20	S 30 07 07	5.61
	110/56	B	10	S 30 11 56	10.16
	110/75	B	10	S 30 11 07	9.69
	110/110	B	15	S 30 11 11	9.69
	160/56 *	B	5	S 30 16 56	66.60
	160/75	B	5	S 30 16 07	44.36
	160/110	B	5	S 30 16 11	44.36
	160/160	B	5	S 30 16 16	44.36
	200/75	B	1	S 30 20 07	96.47
	200/110	B	1	S 30 20 11	96.47
	200/160	B	1	S 30 20 16	100.34
	200/200	B	1	S 30 20 20	144.70
	250/110 *	B	1	S 30 25 11	164.01
	250/160 *	B	1	S 30 25 16	173.62
	250/200 *	B	1	S 30 25 20	173.62
	250/250 *	B	1	S 30 25 25	231.67
	315/110 *	B	1	S 30 31 11	270.09
	315/160 *	B	1	S 30 31 16	270.09
315/200 *	B	1	S 30 31 20	289.38	
315/250 *	B	1	S 30 31 25	289.38	
315/315 *	B	1	S 30 31 31	347.24	
* Fabricated					

	Size	Colour	Qty	Code	Price £
	BRANCHES				
	88½°				
	56/56	B	20	S 20 56 56	4.89
	75/56	B	20	S 20 07 56	6.29
	75/75	B	20	S 20 07 07	6.01
	110/56	B	10	S 20 11 56	9.14
	110/75	B	10	S 20 11 07	8.69
	110/110	B	15	S 20 11 11	8.69
	160/56 *	B	5	S 20 16 56	48.24
	160/75 *	B	5	S 20 16 07	48.24
	160/110 *	B	5	S 20 16 11	48.24
	160/160 *	B	5	S 20 16 16	48.24
	200/75 *	B	1	S 20 20 07	135.07
	200/110 *	B	1	S 20 20 11	96.47
	200/160 *	B	1	S 20 20 16	96.47
	200/200 *	B	1	S 20 20 20	96.47
	250/110 *	B	1	S 20 25 11	135.07
	250/160 *	B	1	S 20 25 16	135.07
	250/200 *	B	1	S 20 25 20	135.07
	250/250 *	B	1	S 20 25 25	135.07
	315/110 *	B	1	S 20 31 11	154.33
315/160 *	B	1	S 20 31 16	154.33	
315/200 *	B	1	S 20 31 20	154.33	
315/250 *	B	1	S 20 31 25	154.33	
315/315 *	B	1	S 20 31 31	154.33	
* Fabricated					
Equal branches for rainwater applications only					

	Size	Colour	Qty	Code	Price £
	45°				
	110/110	B	10	S 36 11 11	18.03
	60°				
	110/110	B	5	S 37 11 11	15.91
	88½° Swept entry				
	110/110	B	15	S 25 11 11	9.90

	Size	Colour	Qty	Code	Price £
	CLEAN OUT BRANCHES				
	45°				
	110/110	B	1	S 33 11 00	29.40
	160/110	B	1	S 33 16 00	70.89
	90°				
	56/56	B	1	S 23 56 00	30.28
75/75	B	1	S 23 07 00	21.25	
110/110	B	1	S 23 11 20	28.95	
160/110	B	1	S 23 16 20	67.54	
200/110	B	1	S 23 20 00	106.43	
250/110	B	1	S 23 25 00	143.43	
315/110	B	1	S 23 31 00	185.72	

	Size	Colour	Qty	Code	Price £
	DOUBLE BALL BRANCH 88½°				
	Fabricated - 90°				
	110/56	B	1	S 24 11 15	30.61
	110/75	B	1	S 24 11 17	30.61
110/110	B	1	S 24 11 01	30.61	

	Size	Colour	Qty	Code	Price £
	Fabricated - 135°				
	110/56	B	1	S 24 11 25	32.14
	110/75	B	1	S 24 11 27	32.14
110/110	B	1	S 24 11 02	32.14	

	Size	Colour	Qty	Code	Price £
	Fabricated - 180°				
	110/56	B	1	S 24 11 35	34.47
	110/75	B	1	S 24 11 37	32.81
110/110	B	1	S 24 11 03	32.81	

	Size	Colour	Qty	Code	Price £
	TRIPLE BALL BRANCH 88½°				
	Fabricated - 90°				
	110/56	B	1	S 34 11 15	54.24
110/75	B	1	S 34 11 17	54.24	
110/110	B	1	S 34 11 01	54.24	

	Size	Colour	Qty	Code	Price £
	Fabricated - 135°				
	110/56	B	1	S 34 11 25	54.24
	110/75	B	1	S 34 11 27	54.24
110/110	B	1	S 34 11 02	54.24	

	Size	Colour	Qty	Code	Price £
	FOURFOLD BALL BRANCH 88½°				
	Fabricated - 90°				
	110/56	B	1	S 44 11 15	67.01
110/75	B	1	S 44 11 17	67.01	
110/110	B	1	S 44 11 01	67.01	

	Size	Colour	Qty	Code	Price £
	110/4x56	B	1	S 46 11 11	38.47

	Size	Colour	Qty	Code	Price £
	110/56	B	1	S 44 11 56	71.95

	Size	Colour	Qty	Code	Price £
	AERATOR				
	110	B	1	S 60 11 17	87.11
160	B	1	S 60 16 17	220.24	
Butt-weld only					

Size	Colour	Qty	Code	Price £
END CAP – FLAT				
56	B	20	S 67 56 07	2.06
75	B	20	S 67 07 07	2.06
110	B	20	S 67 11 07	3.08
Butt-weld only				

Size	Colour	Qty	Code	Price £
END CAP – DOME				
160	B	1	S 67 16 09	9.69
200	B	1	S 67 20 09	16.84
250	B	1	S 67 25 09	103.55
315	B	1	S 67 31 09	128.80
Butt-weld only				

Size	Colour	Qty	Code	Price £
56MM BOSS ADAPTER				
32	45	1	S 00 56 32	3.47
40	55	1	S 00 56 40	3.47

Size	Colour	Qty	Code	Price £
REDUCER ECCENTRIC – LONG				
200/110	B	1	S 14 20 11*	77.23
200/160	B	1	S 14 20 16**	77.23
250/200	B	1	S 14 25 20**	125.38
315/200	B	1	S 14 31 20*	173.62
315/250	B	1	S 14 31 25**	173.62
* type A ** type B				
Please refer to page 13 of the HDPE brochure for further details.				

Size	Colour	Qty	Code	Price £
REDUCER ECCENTRIC – SHORT				
75/56	B	20	S 16 07 56	3.47
110/40	B	10	S 16 11 04	5.08
110/56	B	10	S 16 11 56	5.08
110/75	B	20	S 16 11 07	4.89
160/110	B	5	S 16 16 11	10.63

Size	Colour	Qty	Code	Price £
REDUCER CONCENTRIC				
75/56	B	20	S 15 07 56	2.89
110/40	B	20	S 15 11 04	4.48
110/56	B	20	S 15 11 56	4.48
110/75	B	20	S 15 11 07	4.29
160/110	B	1	S 15 16 11	8.69
200/160 *	B	20	S 15 20 16	93.73
250/160 *	B	20	S 15 25 16	144.90
250/200 *	B	20	S 15 25 20	144.90
315/200 *	B	20	S 15 31 20	180.17
315/250 *	B	20	S 15 31 25	180.17
* Butt-weld only				

Size	Colour	Qty	Code	Price £
CONTRACTION SLEEVE				
50/70	B	5	S 55 05 03	24.32
56/75	B	5	S 55 56 01	24.32
75/90	B	5	S 55 07 01	26.40
110/125	B	5	S 55 11 02	30.40

Size	Colour	Qty	Code	Price £
STUB FLANGE				
56 *	B	5	S 47 56 02	15.24
75 *	B	5	S 47 07 02	19.32
110	B	5	S 47 11 02	21.25
160	B	1	S 47 16 02	38.62
200 *	B	1	S 47 20 02	67.54
250 *	B	1	S 47 25 02	131.00
315 *	B	1	S 47 31 02	212.23
* Butt-weld only				

Size	Colour	Qty	Code	Price £
WALL-LAVATORY BEND 90°				
110/90	B	10	S 50 11 85	12.16
110/110 *	B	10	S 50 11 82	12.16
Includes protection plug *NBR o-ring				

Size	Colour	Qty	Code	Price £
Horizontal Left				
110/90	B	5	S 50 10 32	54.52
110/110 *	B	5	S 50 11 32	54.52
Includes protection plug *NBR o-ring				

Size	Colour	Qty	Code	Price £
Horizontal Right				
110/90	B	5	S 50 10 33	54.52
110/110 *	B	5	S 50 11 33	54.52
Includes protection plug *NBR o-ring				

Size	Colour	Qty	Code	Price £
DOUBLE WALL-LAVATORY BEND 90°				
Vertical				
110/110	B	5	S 50 11 34	84.23
With protection plug NBR o-ring				

Size	Colour	Qty	Code	Price £
Horizontal				
110/90	B	1	S 50 09 35	101.27
110/110	B	1	S 50 11 35	114.69
With protection plug NBR o-ring				

Size	Colour	Qty	Code	Price £
WALL-CONNECTOR SOCKET				
90/90	B	10	S 50 09 51	7.02
110/110	B	10	S 50 11 71	7.62
Butt-weld only				

Size	Colour	Qty	Code	Price £
ANCHOR BRACKET				
56 x 1/2"		1	S 70 56 78	4.95
75 x 1/2"		1	S 70 07 78	5.47
110 x 1/2"		1	S 70 11 78	5.80
160 x 1/2"		1	S 70 16 78	7.08
200 x 1"		1	S 70 20 80	21.66
250 x 1"		1	S 70 25 80	23.12
315 x 1"		1	S 70 31 80	25.99
For fixing to wall				

Size	Colour	Qty	Code	Price £
GUIDE BRACKET				
56 x M10		1	S 70 56 10	4.35
75 x M10		1	S 70 07 10	4.69
110 x M10		1	S 70 11 10	5.22
160 x M10		1	S 70 16 10	6.09
For fixing to wall. Galvanised steel				

Size	Colour	Qty	Code	Price £
CLAMP LINERS				
56		1	S 70 56 15	17.56
75		1	S 70 07 15	18.62
90		1	S 70 09 15	19.16
110		1	S 70 11 15	19.69
160		1	S 70 16 15	20.75
200		1	S 70 20 15	47.88

Size	Colour	Qty	Code	Price £
MOUNTING PLATE				
1/2**		1	S 70 94 78	4.74
1***		1	S 70 94 80	5.80
M10**		1	S 70 94 10	3.61
* For anchor bracket ** For guide bracket Galvanised steel				

Size	Colour	Qty	Code	Price £
MANUAL PIPE SCRAPER				
		1	S 41 96 00	11.90

Size	Colour	Qty	Code	Price £
SPIDER SCRAPER				
		1	S 41 98 65	1402.85
Replacement blades		1	S 41 98 61	105.55

Size	Colour	Qty	Code	Price £
PIPE CUTTER				
40 - 63mm		1	S 40 09 10	377.72
110 - 160mm		1	S 49 11 10	893.76

Size	Colour	Qty	Code	Price £
PE CLEANER				
		1	S 60 10 00	38.31


Size	Colour	Qty	Code	Price £
GREASE PENCIL				
		12	S 41 96 20	60.65

Size	Colour	Qty	Code	Price £
PROTECTION FOR PLUG-IN SOCKET				
56		1	S 40 56 19	0.59
75		1	S 40 07 19	0.70
110		1	S 40 11 28	0.86
160		1	S 40 16 19	1.49
200		1	S 40 20 19	2.56


Size	Colour	Qty	Code	Price £
PROTECTION CAP FOR PIPE END				
56		1	S 40 56 29	1.18
75		1	S 40 07 29	1.39
110		1	S 40 11 29	2.24
160		1	S 40 16 29	5.27

Size	Colour	Qty	Code	Price £
------	--------	-----	------	---------


PIPE WITH SOCKET

	3m			
110	BL	10	PPA-110-034-300-D	72.15
160	BL	28	PPA-160-049-300-D	180.37


SHORT PIPE SOCKET

	110	BL	6	VDK-110-000-00D	8.23
---	-----	----	---	------------------------	------


SLIP COUPLING

	110	BL	6	VMP-110-000-00D	17.38
	160	BL	6	VMP-160-000-00D	31.80


DOUBLE SOCKET COUPLING

	110	BL	6	VMD-110-000-00D	17.38
	160	BL	6	VMD-160-000-00D	31.80

SHORT RADIUS BEND


	15°			
110	BL	8	VKL-110-000-15D	18.03
	30°			
110	BL	8	VKL-110-000-30D	18.03
	45°			
110	BL	14	VKL-110-000-45D	18.03
160	BL	6	VKL-160-000-45D	36.09
	67½°			
110	BL	4	VKL-110-000-67D	18.03
	90°			
110	BL	14	VKL-110-000-90D	18.03
160	BL	4	VKL-160-000-90D	36.09

PHONOKLIP® BRACKET-ANCHOR / GUIDE

	110	BL	10	POB-PHO-110-000	16.66
	160	BL	10	POB-PHO-160-000	26.30


Size	Colour	Qty	Code	Price £
------	--------	-----	------	---------

BRACKET -ANCHOR/GUIDE

	110	BL	1	POB-STL-110-000	13.04
	160	BL	1	POB-STL-160-000	15.91


Rubber lined.

BACKPLATES

	M8		10	BPTM8	5.81
	M10		10	BPTM10	5.81

Includes thread.
BZP – recommended for internal use only.

EQUAL BRANCH

	45°			
110/110	BL	7	VTR-110-110-45D	32.47
160/110	BL	3	VTR-160-110-45D	64.94
160/160	BL	2	VTR-160-160-45D	86.57


67½°

110/110	BL	8	VTR-110-110-67D	32.47
---------	----	---	------------------------	-------

ECCENTRIC REDUCERS

	160/110	BL	15	VRD-160-110-00D	23.12
---	---------	----	----	------------------------	-------


SOCKET PLUG

	110	BL	20	VKK-110-000-00D	11.57
	160	BL	10	VKK-160-000-00D	36.09

SOCKET PLUG HOLDER


	110		1	VCLP-KIE-STL-110	22.58
	160		1	VCLP-KIE-STL-160	29.82

AERATOR


	110		1	VVEN-110-110-75D	135.37
	160		1	VVEN-160-110-75D	268.41

Size	Colour	Qty	Code	Price £
------	--------	-----	------	---------

ACCESS PIPE

	110	BL	6	VCZ-110-000-00D	36.09
	160	BL	6	VCZ-160-000-00D	86.57

8-WAY COLLAR BOSS

	110	BL	1	SCB41BL†	56.25
---	-----	----	---	-----------------	-------

Solvent socket / spigot

FIVE BOSS BRANCH

	110	BL	1	SY405BL†	52.58
--	-----	----	---	-----------------	-------

DOUBLE BRANCH

	110	BL	1	SY404BL†	96.73
---	-----	----	---	-----------------	-------

BOSS PIPE

	110	BL	1	SW40BL†	28.13
---	-----	----	---	----------------	-------

STRAIGHT COUPLING

	110	BL	4	SE402BL†	46.70
---	-----	----	---	-----------------	-------

BOSS CONNECTOR



	32	BL	1	SA411XBL†	4.70
	40	BL	1	SA421XBL†	5.91
	50	BL	1	SA420XBL†	7.11

To connect to standard Marley Waste pipe





Rigid WC connectors

Size	Colour	Qty	Code	Price £
------	--------	-----	------	---------


STRAIGHT CONNECTORS

	14°				
110	W	1	SG40	38.88	
	Spigot				
	110	W	1	SGS41W*	16.64
	Solvent socket.				
	Pan socket to be trimmed to suit WC spigot				

BENT CONNECTORS

	90°			
110	W	4	ST40	47.91
	Solvent socket			
	90°			
110	W	4	ST41W	31.89
	Long spigot			
	85°			
110	W	4	STS41W*	36.96
	Solvent socket			
	Pan socket to be trimmed to suit WC spigot			
	90°			
110	W	4	SBS40W	28.37
	Long spigot/ solvent socket			

WC SEAL AND CAP

	83 – 114mm outlet			
	W	70	SA323W	18.10
	For use with SGS41 and STS41			

Universal push-fit WC connectors

Size	Colour	Qty	Code	Price £
------	--------	-----	------	---------


STRAIGHT CONNECTORS

	100	W	24	SWC11	15.99
	14°				
100	W	20	SWCB14	17.54	
	22°				
100	W	24	SWC22	16.67	

LONG BENT CONNECTOR

	90°			
100	W	10	SWCB90	22.34

EXTENSION PIECE

	100	W	12	SWCE33	14.58
---	-----	---	----	---------------	-------

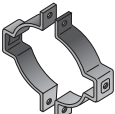
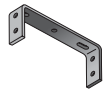


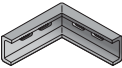


WC manifold components

	Size	Colour	Qty	Code	Price £
BRANCH					
	110x90	W	10	SM41W	58.45
	Solvent sockets				
ADJUSTABLE WC BEND					
	50° - 90°				
	90	W	15	SM42W*	47.24
	50mm boss upstand Pan socket to be trimmed to suit WC spigot				
ADJUSTABLE SPIGOT BEND					
	50° - 90°				
	90	W	15	SM43W	47.24
	50mm boss upstand				
WC CONNECTOR					
	90	W	30	SM44W*	27.17
	Solvent socket Pan socket to be trimmed to suit WC spigot				
EXTENSION PIPE					
	90	W	50	SM45W	29.81
	300mm For use with SM43 only				
WC SEAL AND CAP					
	83-114mm outlet				
	W	70	SA323W	18.10	
	For use with SM42 and SM44				

PVCu floor outlets

	Size	Colour	Qty	Code	Price £
TRAPPED FLOOR GULLIES					
	50	G	8	SFG42AS	75.59
	Solvent outlet. 90mm adjustable water seal				
	82	G	8	SFG43AS	75.59
	Solvent outlet. 75mm adjustable water seal				
STAINLESS STEEL TILE GRATE AND COVER					
	150 x 150	NU	1	SGG4	37.82
	Grade 304 stainless steel				

Pipe support systems°

	Size	Colour	Qty	Code	Price £
TWO PIECE PIPE BRACKET					
	110	NU	1	JB42	30.40
	160	NU	1	JB62	33.74
DOUBLE SUPPORT BASE PLATE					
	110	NU	1	JBP42	20.18
	160	NU	1	JBP62	24.10
CHANNEL STRIP					
	2m	NU	1	JCS2	80.52
SINGLE SUPPORT BASE PLATE					
		NU	1	JDP1	12.38
CHANNEL STRIP ANGLE					
		NU	1	JCA1	27.28
BARREL CLIP COLLAR					
		G	1	SC621	14.76
	1m PVC strip when cut to length converts pipe bracket to pipe size				
NUTS AND BOLTS					
	20mm x 6mm	NU	10	RNB11	10.08

Size	Qty	Code	Price £
STUDOR P.A.P.A. (POSITIVE AIR PRESSURE ATTENUATOR)			
75/110	1	8F-STU616-WHB	POA



Installation recommendations

5 - 10 floors	One unit on the base
11 - 15 floors	One unit on the base, one halfway
16 - 25 floors	One on base, one on 5th floor, one half way or remaining floors above 5th floor
26 - 50 floors	Two units in series on the base, then one unit on every fifth floor up to the 25th floor, and then one every 10th floor
51 or more	Please consult with manufacturer for further information

Volume Capacity

Series assembly	(litres)	Temperature range	- 20°C to + 60°C - 40°F to + 150°F
1 unit	3.785	Max. pressure rating	10,000 Pa (1m/40" H ₂ O) at 0 Pa or higher
2 units	7.570		
3 units	11.355		
4 units	15.140		

Size	Qty	Code	Price £
STUDOR MAXI-VENT WITH CONNECTOR			
75/110	1	49112	POA



Performance parameter

Temperature range	Air flow capacity	Branch		Stack
		Europe	32 l/s	32 l/s
- 40°C to + 60°C (CE) - 40°F to + 150°F (ASSE)		AU/NZ	32 l/s / 1728 FU	32 l/s / 125 FU
Opening pressure		USA	1 to 160 DFU	72 to 500 DFU
Max. pressure rating tightness				

Size	Qty	Code	Price £
STUDOR MINI-VENT WITH CONNECTOR			
32-63	1	49017	POA



Performance parameter

Temperature range	Air flow capacity	Branch		Stack
		Europe	7.5 l/s	7.5 l/s
-20°C to +60°C (CE) -40°F to +150°F (ASSE)		AU/NZ	7.5 l/s / 94 FU	7.5 l/s / 7 FU
Opening pressure		USA	1 to 160 DFU	8 to 24 DFU
Max. pressure rating tightness				

For more WC connectors, see Multikwik section on page 51

SANITARY SYSTEMS

STRENGTH YOU CAN **TRUST**

The Multikwik range of sanitary systems includes sanitary frames, concealed cisterns, flush and fill valves and a wide range of flush plates – all the things that offer reliable solutions for modern washrooms.



PROBLEM SOLVED

SANITARY PRICE LIST AVAILABLE

FROM MULTIKWIK.COM

Contents

Traps	44	WC connectors	51
Bottle traps.....	45	Modern pans (97-108mm).....	52-53
Universal traps.....	45	Old pans (108-114mm).....	54
Tubular traps	46	Stainless steel pans (76-95mm).....	55
Shower waste traps.....	46	Ancillaries.....	55
Bath waste traps	46-47		
Ventilation.....	47	Floor drainage	56
Utility.....	47	Linum.....	57
Sink waste and overflow kit	47	Shower gullies.....	57-58
Bath waste and overflow kit.....	48	Continuous channel.....	58
Compression waste	49		
White compression waste.....	50		
Chrome compression waste	50		

Product Key

Throughout this section you will see the following symbols:

Traps

 Adjustable

 Resealing

50 All traps have a water seal depth of 75mm unless otherwise stated

WC connectors

Pipe:

1 Standard 99-105mm

2 Cast Iron 88-92mm

3 Old 74-77mm

4 Copper 105-108mm

5 Extremely old 105-108mm

Special colours

 Chrome

 Stainless steel

TRAPS


SECURITY YOU CAN **TRUST**

The Multikwik range has been created with and by plumbers – the people who know best about typical installation problems, installer preferences and what makes a reliable product.

Key:

 Adjustable

 Resealing

 All traps have a water seal depth of 75mm unless otherwise stated

PROBLEM SOLVED





Universal all in one trap

SP032 | SP040













- Variable outlet adjusts 360°
- Adjustable inlet
- Ideal for installations where space is at a premium or pipework is misaligned



TRAPS


KEY:  Resealable  Adjustable  Seal Depth  Chrome  Stainless Steel

SIZE	PRODUCT CODE	PACK	BOX	PRICE (€) EACH
BOTTLE – STANDARD				
32mm	B032	10	50	7.34
40mm	B040	10	40	8.35
BOTTLE – RESEALING				
32mm	B032R	10	50	9.62
40mm	B040R	10	40	11.29
	■ Resealing function to prevent loss of water seal			
BOTTLE – ADJUSTABLE				
32mm	B032A	10	40	8.91
40mm	B040A	10	40	10.68
	■ Adjustable inlet for installation flexibility ■ Min height: 195mm; max height: 300mm			
BOTTLE – ADJUSTABLE/RESEALING				
32mm	B032RA	5	40	11.21
40mm	B040RA	5	30	12.93
 	■ Resealing function to prevent loss of water seal ■ Adjustable inlet for installation flexibility ■ Min height: 195mm; max height: 300mm			
BOTTLE – ANTI-VAC				
32mm	B032V	10	50	9.76
40mm	B040V	10	50	11.54
	■ Resealing function to prevent loss of water seal ■ Anti-vac allows air to be drawn in to prevent self-syphonage of the water trap seal and gurgling			
BOTTLE – COMPACT				
32mm	B032S	5	65	6.15
40mm	B040S	5	50	7.08
	■ Use when connecting into flat bottomed appliances that discharge into a gully			
BOTTLE – SLIMLINE				
32mm	BS032	5	40	7.68
	■ Space saving ■ Adjustable inlet for installation flexibility ■ Min height: 195mm; max height: 300mm			


SIZE	PRODUCT CODE	PACK	BOX	PRICE (€) EACH
STRAIGHT THROUGH ADJUSTABLE				
32mm	ST032	10	40	9.23
	■ Unique slimline design, saving space ■ Adjustable telescopic outlet for installation flexibility ■ Easy to clean and maintain			
BOTTLE – ADJUSTABLE				
32mm	B032ACR	1	20	34.27
 	■ High quality mirror chrome finish ■ Includes 400mm x 32mm chromed pipe ■ Adjustable inlet for installation flexibility ■ Min height: 195mm; max height: 300mm			
BOTTLE – ADJUSTABLE/RESEALING				
32mm	B032RACR	1	40	30.71
40mm	B040RACR	1	40	32.11
  	■ High quality mirror chrome finish ■ Adjustable inlet for installation flexibility ■ Min height: 195mm; max height: 300mm ■ Resealing function to prevent loss of water seal			
UNIVERSAL ALL IN ONE				
32mm	SP032	10	50	9.58
40mm	SP040	10	40	10.72
 	■ Adjustable inlet for installation flexibility ■ Multi position outlet adjusts 360° providing installation flexibility ■ Use as either an 'S' or 'P' trap			
RUNNING				
32mm	RP032	5	50	9.57
40mm	RP040	5	35	10.17
50mm	RP050X	5	40	19.63
	■ Use to trap a range of appliances			
'P' TRAP				
32mm	P032	10	60	6.39
40mm	P040	10	40	7.57
50mm	P050	5	50	13.89
	■ Use for horizontal pipework			
'P' TRAP ADJUSTABLE				
32mm	P032A	10	50	8.03
40mm	P040A	10	40	9.22
 	■ Adjustable inlet for installation flexibility ■ Min height: 220mm; max height: 270mm			

TRAPS


KEY: : Resealable : Adjustable : Seal Depth : Chrome : Stainless Steel

SIZE	PRODUCT CODE	PACK	BOX	PRICE (£) EACH
'S' TRAP				
32mm	S032	10	60	7.70
40mm	S040	10	40	8.95
 <ul style="list-style-type: none"> Use for vertical pipework 				


TUBULAR SWIVEL TRAP

SIZE	PRODUCT CODE	PACK	BOX	PRICE (£) EACH
40mm	SWM040A	5	40	14.98
 <ul style="list-style-type: none"> Adjustable inlet for installation flexibility Inlet and outlet swivel to aid easy connection, even in confined areas 				

SHOWER COMPACT

SIZE	PRODUCT CODE	PACK	BOX	PRICE (£) EACH
40mm	S5040C	10	40	19.93
 <ul style="list-style-type: none"> Chrome waste 70mm flange High flow rate: 0.76 l/s 				

SHOWER COMPACT

SIZE	PRODUCT CODE	PACK	BOX	PRICE (£) EACH
40mm	S5040W	10	40	19.30
 <ul style="list-style-type: none"> White waste 70mm flange High flow rate: 0.76 l/s 				

TRUST MULTIKWIK ➔


Resealing shower trap eliminates self-syphonage and eradicates gurgling in the system




RESEALING SHOWER TRAP
S5040CR

SIZE	PRODUCT CODE	PACK	BOX	PRICE (£) EACH
SHOWER – TRAP RESEALING				
40mm	S5040CR	5	40	20.28
 <ul style="list-style-type: none"> Chrome waste 70mm flange Resealing function to prevent loss of water seal High flow rate: 0.76 l/s 				


BATH – ONE PIECE

SIZE	PRODUCT CODE	PACK	BOX	PRICE (£) EACH
40mm	P1940	10	80	5.92
 <ul style="list-style-type: none"> For ground floor appliances which discharge into a gully 				


BATH – LOW LEVEL

SIZE	PRODUCT CODE	PACK	BOX	PRICE (£) EACH
40mm	P5040	10	40	7.55
 <ul style="list-style-type: none"> Rodding point for cleaning 				


BATH – LOW LEVEL ANTI VAC

SIZE	PRODUCT CODE	PACK	BOX	PRICE (£) EACH
40mm	P5040V	5	80	10.75
 <ul style="list-style-type: none"> Rodding point for cleaning Anti-vac allows air into the waste pipe to prevent self-syphonage of the water trap seal and gurgling 				

BATH – SWIVEL 'P' LOW LEVEL


SIZE	PRODUCT CODE	PACK	BOX	PRICE (£) EACH
40mm	P040L	5	40	8.76
				

BATH – STANDARD


SIZE	PRODUCT CODE	PACK	BOX	PRICE (£) EACH
40mm	P6040	5	35	7.55
 <ul style="list-style-type: none"> Rodding point for cleaning 				

TRAPS


KEY: : Resealable : Adjustable : Seal Depth

SIZE	PRODUCT CODE	PACK	BOX	PRICE (£) EACH
BATH – LOW LEVEL				
40mm	P5040F	1	20	18.48
 <ul style="list-style-type: none"> Flexible overflow pipe for ease of installation Plug tidy overflow to retain plug when not in use 				


BATH – STANDARD

SIZE	PRODUCT CODE	PACK	BOX	PRICE (£) EACH
40mm	P6040F	5	40	18.48
 <ul style="list-style-type: none"> Flexible overflow pipe for ease of installation Plug tidy overflow to retain plug when not in use 				

ANTI-VAC GURGLE MASTER

SIZE	PRODUCT CODE	PACK	BOX	PRICE (£) EACH
32mm	WV032	10	150	5.64
40mm	WV040	10	100	5.64
 <ul style="list-style-type: none"> Anti-vac allows air into the waste pipe to prevent self-syphonage of the water trap seal and gurgling Quick installation with simple multifit-in-line assembly Install within 150mm of the trap 				


ANTI SYPHON UNIT

SIZE	PRODUCT CODE	PACK	BOX	PRICE (£) EACH
32mm	WW150	10	250	7.83
40mm	WW151	10	250	8.35
 <ul style="list-style-type: none"> Anti-vac allows air into the waste pipe to prevent self-syphonage of the water trap seal and gurgling Use with any BS EN 1566/5255 solvent weld sockets To BS EN 12380 				


WASHING MACHINE


SIZE	PRODUCT CODE	PACK	BOX	PRICE (£) EACH
40mm	PWM040	5	30	11.46
 <ul style="list-style-type: none"> Includes 500mm standpipe, retaining clips, screws and raw plugs 				

UTILITY 'P' COMPACT – SINGLE NOZZLE


SIZE	PRODUCT CODE	PACK	BOX	PRICE (£) EACH
40mm	PWM040T	10	60	13.93
 <ul style="list-style-type: none"> Nozzle for connecting a washing machine or dishwasher 				

ADJUSTABLE UTILITY 'P' – SINGLE NOZZLE


SIZE	PRODUCT CODE	PACK	BOX	PRICE (£) EACH
40mm	PWM040S	10	30	12.62
 <ul style="list-style-type: none"> Adjustable inlet for installation flexibility For connecting a washing machine or dishwasher Non-return valve to prevent backflow in nozzle Min height: 250mm; max height: 310mm 				

SIZE	PRODUCT CODE	PACK	BOX	PRICE (£) EACH
ADJUSTABLE UTILITY 'P' – DOUBLE NOZZLE				
40mm	PWM040D	10	40	13.36
 <ul style="list-style-type: none"> Adjustable inlet for installation flexibility Non-return valve to prevent backflow in nozzle Min height: 250mm; max height: 310mm For connecting two appliances 				


ADJUSTABLE UTILITY 'S' – SINGLE NOZZLE

SIZE	PRODUCT CODE	PACK	BOX	PRICE (£) EACH
40mm	SWM040S	10	30	14.25
 <ul style="list-style-type: none"> Adjustable inlet for installation flexibility Non-return valve to prevent backflow in nozzle Min height: 250mm; max height: 310mm For connecting a washing machine or dishwasher 				

ADJUSTABLE UTILITY 'S' – DOUBLE NOZZLE

SIZE	PRODUCT CODE	PACK	BOX	PRICE (£) EACH
40mm	SWM040D	5	25	15.96
 <ul style="list-style-type: none"> Adjustable inlet for installation flexibility Non-return valve to prevent backflow in nozzle Min height: 250mm; max height: 330mm For connecting two appliances 				

SPACE SAVER KIT

SIZE	PRODUCT CODE	PACK	BOX	PRICE (£) EACH
40mm	SBK040D	1	25	17.39
 <ul style="list-style-type: none"> Single bowl, double nozzle Flexible installation with full width and height adjustment 				

1½ BOWL KIT – SINGLE NOZZLE

SIZE	PRODUCT CODE	PACK	BOX	PRICE (£) EACH
40mm	XSB040S	1	35	17.36
 <ul style="list-style-type: none"> Flexible installation with full width and height adjustment 				

DOUBLE BOWL KIT – SINGLE NOZZLE

SIZE	PRODUCT CODE	PACK	BOX	PRICE (£) EACH
40mm	DBK040S	1	30	19.77
 <ul style="list-style-type: none"> Flexible installation with full width and height adjustment 				








EXTENDED DOUBLE BOWL KIT – DOUBLE NOZZLE

SIZE	PRODUCT CODE	PACK	BOX	PRICE (£) EACH
40mm	DBKDS040	1	25	22.32
 <ul style="list-style-type: none"> Flexible installation with full width and height adjustment 				

TRAPS

KEY: **C** : Chrome **ST** : Stainless Steel

	SIZE	PRODUCT CODE	PACK	BOX	PRICE (£) EACH
TRAP HEIGHT ADJUSTER – SINGLE NOZZLE					
	40mm	WA040S	5	90	4.51
					<ul style="list-style-type: none"> Non-return valve prevents backflow in nozzle For connecting a washing machine or dishwasher
TRAP HEIGHT ADJUSTER – DOUBLE NOZZLE					
	40mm	WA040D	5	50	6.22
					<ul style="list-style-type: none"> Non-return valve prevents backflow in nozzle For connecting a washing machine and dishwasher
SPACE SAVER					
	40mm	SBSK040	5	30	9.01
					<ul style="list-style-type: none"> Trap not included Space saving design: Pushes the trap and pipework to the back of the cupboard
NOZZLE – ANGLED					
	40mm	NK001	10	300	2.51
					<ul style="list-style-type: none"> Non-return valve to prevent backflow in nozzle Nozzle can be cut to suit a variety of applications To suit 1" & ¾" hose diameter
NOZZLE – STRAIGHT					
	40mm	NKT001	10	180	1.72
					<ul style="list-style-type: none"> Use with 40mm compression waste appliance hose connection
WASHING MACHINE TEE					
	40mm	WMT001	1	100	6.43
					<ul style="list-style-type: none"> 1½ BSP sink waste connection Can be inserted between an existing trap and outlet
FLEXIBLE CONNECTOR					
	40/32mm	WW170	1	1	6.64
					<ul style="list-style-type: none"> 350mm length. Cut ends to suit compression fittings

	SIZE	PRODUCT CODE	PACK	BOX	PRICE (£) EACH
WASHING MACHINE – HOSE 1.5M					
	40mm	WW171	1	1	9.09
					<ul style="list-style-type: none"> Non kink hose with rest support for reliable installation
BASIC SINK WASTE AND OVERFLOW STANDARD KIT					
	40mm	CWS01	1	20	5.17
					<ul style="list-style-type: none"> Extendible overflow to suit various overflow heights Flexible overflow pipe
BATH WASTE AND OVERFLOW STANDARD KIT					
	40mm	CWB01	1	20	5.98
					<ul style="list-style-type: none"> Extendible overflow to suit various overflow heights Flexible overflow pipe
BATH WASTE AND OVERFLOW KIT					
	40mm	W040F	5	40	15.40
					<ul style="list-style-type: none"> Extendible overflow to suit various overflow heights Flexible overflow pipe Plug tidy overflow to retain the plug when not in use
BATH WASTE AND OVERFLOW KIT					
	40mm	WPU040C	1	5	62.98
					<ul style="list-style-type: none"> Extendible overflow to suit various overflow heights Flexible overflow pipe Includes pop up waste
SINK WASTE AND OVERFLOW KIT					
	40mm	W4070RF	5	40	17.72
					<ul style="list-style-type: none"> Extendible overflow to suit various overflow heights Flexible overflow pipe
SLOTTED BASIN WASTE OUTLET					
	32mm	SBW01	1	40	11.59
					<ul style="list-style-type: none"> Includes polyplug, chain and stay Slotted – for basins with an integral overflow

COMPRESSION WASTE

RELIABILITY YOU CAN **TRUST**

When designing and building any type of development, we know that costs and aesthetics can play a huge part in decision making.

PROBLEM SOLVED

Easy Boss

MKEB4032G | MKEB4032B

- Connects 32mm or 40mm solvent or push fit pipe to 110mm soil pipe
- No straps, ideal for limited access installations
- No solvent cement required for push-fit connection




COMPRESSION WASTE / PIPES & FITTINGS

KEY: **C**: Chrome **ST**: Stainless Steel

OVERFLOW CONDENSE ADAPTOR


SIZE	PRODUCT CODE	PACK	BOX	PRICE (£) EACH
40mm	EB40R	1	400	2.41



- Adapts to condense pipework
- Connects 40mm to 16.5 – 24mm

MULTIFLEX BEND


SIZE	PRODUCT CODE	PACK	BOX	PRICE (£) EACH
32mm	MFW32	1	50	9.64
40mm	MFW40	1	50	10.02



- Adjustable from 0 – 90° to meet the demands of almost any installation


REDUCER

SIZE	PRODUCT CODE	PACK	BOX	PRICE (£) EACH
40/32mm	WP124	1	200	3.68
50/40mm	WP225	1	130	4.96




STRAIGHT COUPLING

SIZE	PRODUCT CODE	PACK	BOX	PRICE (£) EACH
32mm	WP114	1	280	2.94
40mm	WP115	1	220	2.94
50mm	WP216	1	90	3.98




90° BEND

SIZE	PRODUCT CODE	PACK	BOX	PRICE (£) EACH
32mm	WP120	1	200	3.30
40mm	WP121	1	150	3.30
50mm	WP222	1	112	4.20




135° BEND

SIZE	PRODUCT CODE	PACK	BOX	PRICE (£) EACH
32mm	WP126	1	230	3.30
40mm	WP127	1	180	3.30
50mm	WP218	1	70	4.20




92.5° TEE

SIZE	PRODUCT CODE	PACK	BOX	PRICE (£) EACH
32mm	WP128	1	120	4.71
40mm	WP129	1	80	5.08
50mm	WP230	1	80	5.29



PIPE – CHROME


SIZE	PRODUCT CODE	PACK	BOX	PRICE (£) EACH
400mm				
32mm	WP101C	1	10	15.57
40mm	WP102C	1	10	16.60
1.1m				
32mm	WP105C	1	10	32.15
40mm	WP106C	1	10	34.23



- High quality mirror chrome finish

STRAIGHT COUPLING – CHROME


SIZE	PRODUCT CODE	PACK	BOX	PRICE (£) EACH
32mm	WP114C	1	100	8.83
40mm	WP115C	1	80	9.85



- High quality mirror chrome finish

PIPE CLIP – CHROME


SIZE	PRODUCT CODE	PACK	BOX	PRICE (£) EACH
32mm	WP141C	3	250	6.24
40mm	WP142C	3	250	7.26



- Price is for a pack of 3
- High quality mirror chrome finish

90° BEND – CHROME


SIZE	PRODUCT CODE	PACK	BOX	PRICE (£) EACH
32mm	WP120C	1	100	9.85
40mm	WP121C	1	80	10.90



- High quality mirror chrome finish

92.5° TEE – CHROME


SIZE	PRODUCT CODE	PACK	BOX	PRICE (£) EACH
40mm	WP129C	1	40	16.60



- High quality mirror chrome finish

PIPE COVER – CHROME


SIZE	PRODUCT CODE	PACK	BOX	PRICE (£) EACH
32mm	WP153C	1	200	6.75
40mm	WP154C	1	200	7.77



- High quality mirror chrome finish

EASY BOSS CONNECTOR

SIZE	PRODUCT CODE	PACK	BOX	PRICE (£) EACH
Grey 110mm	MKEB4032G	32/40mm	1 30	25.29
Black 110mm	MKEB4032B	32/40mm	1 30	25.29



- For connection (push fit or solvent weld) to 110mm soil stacks

WC CONNECTORS

FLEXIBILITY YOU CAN TRUST

50 years ago we pioneered with a flexible WC connector, which replaced the cemented joint previously used – an innovative idea that changed plumbing.

Key:

Pipe:

- Standard 99-105mm
- Cast Iron 88-92mm
- Old 74-77mm
- Copper 105-108mm

For details on how to select the correct WC connector, turn to page 54.

PROBLEM SOLVED

Flexible WC connector MKC2

- Flexible for difficult installations
- Extends from 225mm to 550mm




WC CONNECTORS / MODERN


PIPE: 1: Standard 99-105mm 2: Cast Iron 88-92mm 3: Old 74-77mm 4: Copper 105-108mm

	PRODUCT CODE	PACK	BOX	PRICE (£) EACH
STRAIGHT				
	MKS2	3	36	8.28
	WC spigot outer diameter: 97-108mm Soil pipe inner diameter: 99-105mm			
				
	▪ This connector is for new style pans only			
EXTENDED STRAIGHT				
	MKS4	1	30	8.28
	WC spigot outer diameter: 97-108mm Soil pipe inner diameter: 99-105mm			
LONG ADJUSTABLE STRAIGHT				
	MKLAS1	1	10	15.45
	WC spigot outer diameter: 97-108mm Soil pipe inner diameter: 99-105mm			
	▪ This connector is for new style pans only			
STRAIGHT – INCLUDING. VENT BOSS				
	MKSB4	1	34	8.28
	WC spigot outer diameter: 97-108mm Soil pipe inner diameter: 99-105mm			
	▪ 40mm boss			
18MM OFFSET				
	MK02	1	30	8.28
	WC spigot outer diameter: 97-108mm Soil pipe inner diameter: 99-105mm			
40MM OFFSET				
	MK04	1	30	8.28
	WC spigot outer diameter: 97-108mm Soil pipe inner diameter: 99-105mm			
MULTICLIK – FLEXIBLE STRAIGHT				
	MKC2	3	12	30.19
	WC spigot outer diameter: 97-108mm Soil pipe inner diameter: 99-105mm			
	▪ Extends from 255 to 550mm ▪ Ideal when installing back to the wall, floor standing pans			



MULTICLIK 90° BEND

	MKC2B90	1	8	30.19
	WC spigot outer diameter: 97-108mm Soil pipe inner diameter: 99-105mm			
	▪ Extends from 375 to 710mm ▪ Converts a 'P' trap into an 'S' trap with adjustment for final connection			


MULTICLIK 90° BEND – INCLUDING. VENT BOSS

	MKC2BB90	1	8	35.43
	WC spigot outer diameter: 97-108mm Soil pipe inner diameter: 99-105mm			
	▪ Extends from 405 to 740mm ▪ Converts a 'P' trap into an 'S' trap with adjustment for final connection ▪ Must be used in a vertical position if venting boss is being used			



14° BEND

	MKB114	5	30	8.84
	WC spigot outer diameter: 97-108mm Soil pipe inner diameter: 99-105mm			
				



45° BEND

	MKB45	1	25	12.01
	WC spigot outer diameter: 97-108mm Soil pipe inner diameter: 99-105mm			
	▪ Ideal for corner installations			

104° BEND

	MKB21104	1	15	14.40
	WC spigot outer diameter: 97-108mm Soil pipe inner diameter: 99-105mm			
				

90° BEND


	MKB2190	5	15	12.27
	WC spigot outer diameter: 97-108mm Soil pipe inner diameter: 99-105mm			
				

WC CONNECTORS / MODERN


PIPE: 1: Standard 99-105mm 2: Cast Iron 88-92mm 3: Old 74-77mm 4: Copper 105-108mm

	PRODUCT CODE	PACK	BOX	PRICE (£) EACH
90° BEND – INCLUDING. VENT BOSS				
	MKBB2190	1	15	21.36
	WC spigot outer diameter: 97-108mm Soil pipe inner diameter: 99-105mm			
	▪ 40mm venting boss ▪ Must be used in a vertical position if venting boss is being used			
90° BEND – TALL				
	MKB3190	3	15	13.83
	WC spigot outer diameter: 97-108mm Soil pipe inner diameter: 99-105mm			
				
90° BEND – INCLUDING. VENT BOSS				
	MKBB3190	1	10	22.67
	WC spigot outer diameter: 97-108mm Soil pipe inner diameter: 99-105mm			
	▪ Includes 40mm compression venting boss ▪ Must be used in a vertical position if venting boss is being used			
90° SPACE SAVER BEND				
	MKBAR90	1	12	15.45
	WC spigot outer diameter: 97-108mm Soil pipe inner diameter: 99-105mm			
	▪ Can be cut to suit both horizontally and vertically ▪ Ideal when replacing old BS1213 'S' trap pans			
RIGID 18MM OFFSET				
	MKR02	1	30	8.51
	WC spigot outer diameter: 97-108mm Soil pipe inner diameter: 99-105mm			
RIGID 14° BEND				
	MKRB14	1	30	8.51
	WC spigot outer diameter: 97-108mm Soil pipe inner diameter: 99-105mm			
RIGID 90° BEND				
	MKRB90	1	15	10.66
	WC spigot outer diameter: 97-108mm Soil pipe inner diameter: 99-105mm			
	▪ Adjustable length: remove fined seal with a fine tooth saw and cut			


RIGID STRAIGHT

	MKRS2	1	30	8.51
	WC spigot outer diameter: 97-108mm Soil pipe inner diameter: 99-105mm			


RIGID 100MM OFFSET

	MK0100	1	20	22.84
	WC spigot outer diameter: 97-108mm Soil pipe inner diameter: 99-105mm			


EXTENDED STRAIGHT – FOR 3½” SOIL

	MKS7	1	30	8.28
	WC spigot outer diameter: 97-108mm Soil pipe inner diameter: 88-92mm			
	▪ Extension length: 15mm			


18MM OFFSET – FOR 3½” SOIL

	MK07	1	30	8.28
	WC spigot outer diameter: 97-108mm Soil pipe inner diameter: 88-92mm			

18MM OFFSET


	MK01S	1	30	11.12
	WC spigot outer diameter: 97-108mm Soil pipe inner diameter: 105-108mm			

14° BEND – FOR OVERSIZE SOIL


	MKB114S	1	30	26.68
	WC spigot outer diameter: 97-108mm Soil pipe inner diameter: 105-108mm			


WC CONNECTORS / OLD

PIPE: 1: Standard 99-105mm 2: Cast Iron 88-92mm 3: Old 74-77mm 4: Copper 105-108mm

	PRODUCT CODE	PACK	BOX	PRICE (£) EACH
STRAIGHT				
	MKS1	5	30	8.28
	WC spigot outer diameter: 108-114mm Soil pipe inner diameter: 99-105mm			
	<ul style="list-style-type: none"> This connector is for old style pans only 			
STRAIGHT – OLD BS1213 SYPHONIC PANS				
	MKS1A	1	30	9.67
	WC spigot outer diameter: 108-114mm Soil pipe inner diameter: 99-105mm			

	PRODUCT CODE	PACK	BOX	PRICE (£) EACH
18MM OFFSET – OLD BS1213 PANS				
	MK01	5	30	8.28
	WC spigot outer diameter: 108-114mm Soil pipe inner diameter: 99-105mm			
90° TIGHT KNUCKLE BEND – OLD BS1213 PANS				
	MKB21	1	20	14.40
	WC spigot outer diameter: 108-114mm Soil pipe inner diameter: 99-105mm			

90° TIGHT KNUCKLE BEND – OLD BS1213 PANS				
	MKB22	1	15	14.85
	WC spigot outer diameter: 108-114mm Soil pipe inner diameter: 99-105mm			

STRAIGHT – FOR 3½” SOIL				
	MKS3	1	30	8.28
	WC spigot outer diameter: 108-114mm Soil pipe inner diameter: 88-92mm			


18MM OFFSET				
	MK03	1	30	8.28
	WC spigot outer diameter: 108-114mm Soil pipe inner diameter: 88-92mm			
	<ul style="list-style-type: none"> Suitable old BS1213 pans to 3½” soil 			

STRAIGHT – FOR 3” SOIL				
	MKS10	1	20	11.12
	WC spigot outer diameter: 108-114mm Soil pipe inner diameter: 74-77mm			

90° TIGHT KNUCKLE BEND				
	MKB21S	1	20	26.68
	WC spigot outer diameter: 108-114mm Soil pipe inner diameter: 105-108mm			


WC CONNECTORS / STAINLESS STEEL / ANCILLARIES


	PRODUCT CODE	PACK	BOX	PRICE (£) EACH
STAINLESS STEEL				
STRAIGHT – UNDERSIZE SPIGOTS				
	MKS5	1	40	11.12
	WC spigot outer diameter: 76-95mm Soil pipe inner diameter: 99-105mm			
EXTENDED STRAIGHT – UNDERSIZE SPIGOTS				
	MKS8	1	30	26.68
	WC spigot outer diameter: 76-95mm Soil pipe inner diameter: 99-105mm			
	<ul style="list-style-type: none"> Extension length: 59mm 			


18MM OFFSET – UNDERSIZE SPIGOTS				
	MK05	1	30	11.12
	WC spigot outer diameter: 76-95mm Soil pipe inner diameter: 99-105mm			

14° BEND – UNDERSIZE SPIGOTS				
	MKB514	1	30	26.68
	WC spigot outer diameter: 76-95mm Soil pipe inner diameter: 99-105mm			


14° BEND – UNDERSIZE SPIGOTS TO 3½” SOIL				
	MKB614	1	30	26.68
	WC spigot outer diameter: 76-95mm Soil pipe inner diameter: 88-92mm			


	PRODUCT CODE	PACK	BOX	PRICE (£) EACH
ANCILLARIES				
SOIL PIPE EXTENSION – FOR 4” SOIL				
	MKEA	5	20	7.24
	Soil pipe inner diameter: 99-105mm			
	<ul style="list-style-type: none"> Can be cut to required length Ideal for replacing 4” cast iron, clay and PVCu 			

SOIL PIPE EXTENSION – FOR 3½” SOIL				
	MKEB	5	20	7.24
	Soil pipe inner diameter: 88-92mm			
	<ul style="list-style-type: none"> Can be cut to required length Ideal for replacing 3½” cast iron 			

SOIL PIPE EXTENSION – FOR 3” SOIL				
	MKEG	1	20	8.28
	Soil pipe inner diameter: 74-77mm			
	<ul style="list-style-type: none"> Can be cut to required length Ideal for replacing 3” cast iron 			

RIGID SOIL PIPE EXTENSION				
	MKREXT	1	20	7.77
	WC spigot outer diameter: 97-108mm Soil pipe inner diameter: 99-105mm			
	<ul style="list-style-type: none"> Adjustable length: remove finned seal and cut with a fine tooth saw 			

FLUSH PIPE CONNECTOR				
	MKFPC1	1	50	1.26

MULTILINK				
	MKL1	1	50	2.13
	<ul style="list-style-type: none"> For connecting 2 or more pan connectors 			

TRUSTMULTIKWIK

SELECTING THE RIGHT WC CONNECTOR



- Measure the **INNER** diameter of your pipe
- Measure the **OUTER** diameter of your spigot

Then take a look at the dimensions provided for the individual connectors to find the best matches!

SELECTING THE RIGHT OFFSET

Measure from the centre line of your pipe to the centre line of your WC spigot.



Remember, offsets should not be installed in an upwards position. Water should be able to run horizontally or down.

FLOOR DRAINAGE

ENDURANCE YOU CAN TRUST

Multikwik floor drainage solutions give you the support that you need to succeed on a tough job.

There is a solution for commercial high flow rate applications and domestic unobtrusive shower drainage, available for both tiled and vinyl flooring. Trust Multikwik to give you a choice of floor drainage applications.

PROBLEM SOLVED

Vertical shower gully SG50SVV | SG50WVV

- Unique locking ring feature prevents unintended access, but allows easy maintenance
- Stainless steel or ABS anti-slip lid
- Compact size – saving valuable room when space is at a premium



FLOOR DRAINAGE / LINNUM / SHOWER GULLIES

KEY: C : Chrome ST : Stainless Steel

LINNUM

SHOWER DRAIN BODY

SIZE	PRODUCT CODE	BOX	PRICE (£) EACH
650mm	L13560	1	303.01
750mm	L13570	1	321.96
950mm	L13590	1	378.77

50

- Water seal depth: 50mm
- Min. height: 115mm; Max. height: 131mm
- For tiled flooring

GLASS FLOOR GRATE

SIZE	PRODUCT CODE	BOX	PRICE (£) EACH
650mm	L13564 WHITE	1	161.00
650mm	L13563 BLACK	1	161.00

SOFT FLOOR GRATE

SIZE	PRODUCT CODE	BOX	PRICE (£) EACH
650mm	L13565	1	66.27
750mm	L13575	1	85.23
950mm	L13595	1	94.70

ST

ELEGANCE FLOOR GRATE

SIZE	PRODUCT CODE	BOX	PRICE (£) EACH
650mm	L13566	1	75.76
750mm	L13576	1	85.23
950mm	L13596	1	94.70

ST

SQUARE FLOOR GRATE

SIZE	PRODUCT CODE	BOX	PRICE (£) EACH
650mm	L13567	1	123.12
750mm	L13577	1	142.04
950mm	L13597	1	161.00

ST

BUBBLE FLOOR GRATE

SIZE	PRODUCT CODE	BOX	PRICE (£) EACH
650mm	L13569	1	75.76
750mm	L13579	1	85.23
950mm	L13599	1	94.70

ST

SHOWER GRID FRAME – SPARE

SIZE	PRODUCT CODE	BOX	PRICE (£) EACH
650mm	TRL428	1	340.90
750mm	TRL429	1	340.90
950mm	TRL430	1	340.90

ST

- Stainless steel

SHOWER CLAMPING FRAME – SPARE

SIZE	PRODUCT CODE	BOX	PRICE (£) EACH
650mm	TRL434	1	75.76
750mm	TRL435	1	75.76
950mm	TRL436	1	75.76

ST

- For use with floor thickness spacer (TRL478)

SHOWER GULLIES

HORIZONTAL SHOWER GULLY – ST/STEEL

SEAL DEPTH	PRODUCT CODE	BOX	PRICE (£) EACH
50mm seal depth	50mm SG50SHV	1	98.65
75mm seal depth	50mm SG75SHV	1	98.65

ST

- Vinyl flooring

VERTICAL SHOWER GULLY – ST/STEEL

SEAL DEPTH	PRODUCT CODE	BOX	PRICE (£) EACH
50mm seal depth	50mm SG50SVV	1	98.65
75mm seal depth	50mm SG75SVV	1	98.65

ST

- Vinyl flooring

HORIZONTAL SHOWER GULLY ABS

SEAL DEPTH	PRODUCT CODE	BOX	PRICE (£) EACH
50mm seal depth	50mm SG50WHV	1	91.27
75mm seal depth	50mm SG75WHV	1	91.27

ST

- Vinyl flooring

VERTICAL SHOWER GULLY – ABS

SEAL DEPTH	PRODUCT CODE	BOX	PRICE (£) EACH
50mm seal depth	50mm SG50WVV	1	91.27
75mm seal depth	50mm SG75WVV	1	91.27

ST

- Vinyl flooring

VERTICAL SHOWER GULLY

SEAL DEPTH	PRODUCT CODE	BOX	PRICE (£) EACH
50mm seal depth	50mm SG50VT	1	39.48
75mm seal depth	50mm SG75VT	1	39.48

ST

- Requires 'Grate and Riser' set
- Tiled flooring





HORIZONTAL SHOWER GULLY

SEAL DEPTH	PRODUCT CODE	BOX	PRICE (£) EACH
50mm seal depth	50mm SG50HT	1	39.48
75mm seal depth	50mm SG75HT	1	39.48

ST

- Requires 'Grate and Riser' set
- Tiled flooring

	PRODUCT CODE	BOX	PRICE (€) EACH
DUAL GRATE & RISER			
	– SG1T	1	59.18
	<ul style="list-style-type: none"> Riser can be cut between 36.5-130mm Requires shower gully body Tiled flooring 		
SQUARE GRATE & RISER			
	– SG2T	1	64.88
	<ul style="list-style-type: none"> Riser can be cut between 36.5-130mm Requires shower gully body Tiled flooring 		
CLASSIC GRATE & RISER			
	– SG3T	1	59.14
	<ul style="list-style-type: none"> Riser can be cut between 36.5-130mm Requires shower gully body Tiled flooring 		
CLASSIC VANDAL RESISTANT GRATE & RISER			
	– SG4T	1	59.18
	<ul style="list-style-type: none"> Riser can be cut between 36.5-130mm Requires shower gully body Screwed anti-vandal grate Tiled flooring 		
CONTINUOUS CHANNEL			
END CAP Ø40MM HORIZONTAL			
	40mm L29036	1	9.47
	<ul style="list-style-type: none"> 40mm horizontal outlet 		
CONTINUOUS CHANNEL			
	500mm L29142	1	284.08
	<ul style="list-style-type: none"> For tiled flooring only 		
CONTINUOUS CHANNEL – WITH OUTLET			
	500mm L29143	1	284.08
	<ul style="list-style-type: none"> For tiled flooring only 50mm vertical outlet 		

	SIZE	PRODUCT CODE	BOX	PRICE (€) EACH
CONTINUOUS CHANNEL				
	150mm	L29158	1	132.58
	<ul style="list-style-type: none"> 40/50mm horizontal outlet 			
SPARES AND REPLACEMENTS				
CHANNEL SUPPORT SET – SPARE				
	–	TRL426	1	54.11
FLOOR THICKNESS SPACER – SPARE				
	–	TRL478	1	27.06
	<ul style="list-style-type: none"> Pack of 12 For use with Linnum shower clamping Accommodates three different heights 			
OUTLET ADAPTOR				
	Linnum			
	40mm	TRL487	1	27.06
	50mm	TRL490	1	21.75
	Continuous channel			
	40mm	TRL489	1	8.70
	50mm	TRL488	1	8.70
	<ul style="list-style-type: none"> To BSEN1566/5255 solvent waste 			

Underground

Marley underground drainage systems include the solid wall range and the Quantum structured wall range for private and adoptable sewers and highway drainage applications. All products marked **A** are fully compliant with sewers for adoption/OFWAT code of adoption and building regulations.



Product selector

SOLID WALL PIPE	Size
Suitable for use in domestic drains, public and private sewers. Perforated pipe available in 110mm diameter.	110mm 160mm
	
SOLID WALL FITTINGS	
For use with solid wall pipe. A number of fittings are also suitable for use with 150mm Quantum sewer and highway pipe.	82mm 110mm 160mm
	
QUANTUM HIGHWAY PIPE	
Lightweight PVCu twinwall pipe. Suitable for:	150mm 225mm 300mm
<ul style="list-style-type: none"> Highway carrier and filter drains. Private surface water applications. 	
	
QUANTUM SEWER PIPE	
Suitable for:	150mm 225mm 300mm
<ul style="list-style-type: none"> Private drains and public sewers at depths up to 10m. Foul and surface water applications. 	
	
QUANTUM FITTINGS	
For use with Quantum Sewer and Quantum Highway Drainage pipe.	150mm 225mm 300mm
	
LARGE DIAMETER QUANTUM HIGHWAY	
High strength HDPE pipe and fittings. Suitable for:	375mm 450mm 600mm
<ul style="list-style-type: none"> Highway surface water carrier and filter drains. Landfill, airports and agriculture. 	
	

Key to symbols and colours:
O: Orange **W**: White **B**: Black **G**: Grey
 Kitemark certified product  BBA certified product **A** Adoptable

Solid wall drainage systems

PIPE

Estimator's guide 110 Based on 6m pipe **17.38**
Price per metre 160 with coupling and seals **47.46**

Size	Colour	Qty	Code	Price £
3m				
110	A	0	UL403	44.31
6m				
110	A	0	UL406	88.86
160	A	0	UL606	233.07
Double spigot				
3m				
110	A	0	UP403	52.05
160	A	0	UP603	145.90
Push fit socket				
6m				
110	A	0	UP406	96.30
160	A	0	UP606	258.68
Push fit socket				

SLOTTED PIPE

Size	Colour	Qty	Code	Price £
6m				
110	A	0	UPP406	122.45
Push fit socket Half slotted				

STRAIGHT COUPLINGS

Push fit polypropylene coupling				
110		0	20 UE407	10.91
Supplied in U.V. Resistant polythene bags				
Push fit coupling				
110	A	0	8 UE406	15.39
160	A	0	4 UME15C	51.70
Push fit slip coupling				
110	A	0	8 UE405	15.53
160	A	0	4 UME16C	52.19
Loose pipe socket				
110	A	0	8 UE400	15.39
160	A	0	4 UE600	41.88

SHORT RADIUS BENDS

Size	Colour	Qty	Code	Price £
87½°				
110	A	0	4 UB41	37.52
160	A	0	4 UFB61	98.18
45°				
110	A	0	4 UB45	30.95
160	A	0	4 UFB65	88.75
30°				
110	A	0	4 UB430	32.40
160	A	0	4 UB69	88.75
10°				
110	A	0	4 UB410	32.40
20°				
110	A	0	4 UB420	32.40
15°				
160	A	0	4 UB68	89.58
Socket/spigot				
87½°				
110	A	0	4 UB411	37.60
160	A	0	4 UMB19C	112.95
45°				
110	A	0	4 UB455	32.16
160	A	0	4 UMB14C	101.97
30°				
110	A	0	4 UB4300	34.05
160	A	0	4 UMB13C	101.97
10°				
110	A	0	4 UB4100	34.05
20°				
110	A	0	4 UB4200	34.05
15°				
160	A	0	4 UMB11C	101.97
Socket/socket				

ADJUSTABLE BENDS

Size	Colour	Qty	Code	Price £
21° - 90°				
110	A	0	4 UB47	74.37
15° - 90°				
160	A	0	2 UB67	143.38
Socket should be solvent welded				

MULTIFLEX BENDS

Size	Colour	Qty	Code	Price £
0° - 90°				
110		0	USB110	21.25
Single socket				
110		0	UDSB110	22.32
Double socket				

MECHANICAL BEND

Size	Colour	Qty	Code	Price £
5° - 30°				
110		0	UB47M	72.37

REST BEND

Size	Colour	Qty	Code	Price £
87½°				
110	A	0	4 UBL488	61.20
Socket/socket				

456MM LONG RADIUS BEND BRANCHES

87½°				
110		0	1 UBL41	101.00
45°				
110		0	1 UBL45	88.00

EQUAL BRANCHES

87½°				
110	A	0	4 UY401	50.03
160		0	2 UY601	118.92
45°				
82		0	10 UY36	60.63
110	A	0	4 UY46	50.03
160		0	2 UY63	119.05
Socket/spigot				
87½°				
110	A	0	4 UY400	51.90
160		0	2 UMY13C	160.91
45°				
110	A	0	4 UY466	51.90
160		0	2 UMY11C	162.42
All socket				

MULTIFLEX BRANCHES

Size	Colour	Qty	Code	Price £
110	O	4	UDSY110	80.54
Double socket				
110	O	4	UTSY110	85.66
Treble socket				

UNEQUAL BRANCHES

87½°				
160x110	O	2	UY64	103.26
45°				
160x110		0	2 UY66	104.25
Socket/spigot				
87½°				
160x110		0	2 UMY12C	143.38
45°				
160x110		0	2 UMY10C	143.17
All socket				

REAR ACCESS BEND

Size	Colour	Qty	Code	Price £
87½°				
110	A	0	4 UB42	79.86
Socket/spigot				

RODDING POINT

45°				
110	A	0	10 URP1	108.65
Socketed with black cover				
160		0	4 URP2C	283.54
Socketed with black cover				

SQUARE RODDING POINT COVER (SPARE)

Size	Colour	Qty	Code	Price £
B		10	URPFSQ	27.90
For use with URP1				

SOCKET PLUG

Size	Colour	Qty	Code	Price £
110		0	1 UE40	26.00
160		0	1 UE60	44.00

ACCESS CAP

Size	Colour	Qty	Code	Price £
110	A	0	50 UE42	40.34
160		0	15 UE62	103.82

PRESSURE PLUG

Size	Colour	Qty	Code	Price £
110		0	135 UE43	30.86
160		0	30 UE64	53.83

Adoptable Inspection Chambers


Marley have introduced a new adoptable inspection chamber range compliant with Sewers for Adoption and Building Regulations.

Compatible systems for pipe & fitting connections: 110mm and 160mm solid wall drainage & 150mm Quantum sewer structured wall drainage.


All products in the Sewers for Adoption/OFWAT code of adoption range are suitable for both adoptable and non-adoptable applications and are easily identified on site due to their blue snap caps.

250mm inspection chamber

INSPECTION CHAMBER BASE

	250	A	▽	B	UCC250*	118.11
Supplied with 2 blanking plugs Max invert depth 2m (when using 225mm Quantum highway pipe and seal) 110mm connections						


CHAMBER RISER

	250	A	▲	O	UAR1	69.70
For use with UCC250 375mm high For invert depths greater than 600mm, use 225mm Quantum highway pipe and seal						


315mm inspection chamber

Suitable for up to 2m in depth

INSPECTION CHAMBER BASE

	315	A	▽	B	UCC315*	143.19
Supplied with 4 blanking plugs. Max invert depth 2m (when using 300mm Quantum highway pipe and seal). 290mm high. All 110mm connections						

CHAMBER RISER

	315	A	▲	O	UAR2	112.61
500mm high. Includes 300mm seal						
	315	A	▲	O	UAR3	197.72
1m high. Includes 300mm seal For invert depths greater than 1.2m, use 300mm Quantum highway pipe and seal						


DUCTILE IRON LID AND CAST IRON FRAME

	315	A		B	1	UCL315	154.87
12.5 tonnes							

450mm inspection chamber


Suitable for up to 3m in depth

INSPECTION CHAMBER BASE


	450	A	▽	B	UCC5*	364.23
Max invert depth 3m (when used with UCR3 riser) subject to Local Authority approval. All socket connections. 400mm high 160 and 110mm connections						

	450	A	▽	B	UCC450*	308.56
Max invert depth 2m (when used with UCR3 riser) All socket connections. 400mm high 110mm connections						


DEEP INSPECTION CHAMBER RISER

	450	A	▽	B	UCR3	228.76
For use with UCC5 or UCC450 480mm high Includes one 450mm seal						

DUCTILE IRON LID AND CAST IRON FRAME

	450	A		B	1	UCL125	384.66
12.5 tonnes							

REDUCED ACCESS RING


		A		B	UCLRR2	110.12
For use with UCL125						

DEEP INSPECTION CHAMBER RISER CLIP



		A			UCC10D	26.17
For use with UCR3 riser						

INSPECTION CHAMBER INSERTS

	Left hand					
	A		B	UCB1	59.25	

	Right hand					
	A		B	UCB2	59.25	
For use with UCC5 Inspection chamber base						

SPARE BLANKING PLUG

	110	A		B	70	UCP1	12.52
	160	A		B		UCP2	12.77
For use with UCC3/5							

SPARE RING SEAL

	450	A		B	SR450	13.23
For use with UCR2/3						


Inspection Chambers

Non-adoptable applications




Inspection chambers

INSPECTION CHAMBER BASE

	450		B	UCC3*	201.02
Supplied with 4 blanking plugs. Max invert depth 1.2m (when used with UCR2 riser). 245mm high All 110mm connections					

CHAMBER RISER


	450		B	UCR2	88.47
430mm high, includes one 450mm seal For use with UCC3/5 for invert depths up to 1.2m					

CHAMBER RISER CLIP

				UCC10	25.75
For use with UCR2 riser					


Deep inspection chambers

DEEP INSPECTION CHAMBER

	450		B	UCC5*	364.23
Max invert depth 4m (when used with UCR3 riser) subject to Local Authority approval. All socket connections. 400mm high 160 and 110mm connections					

	450		B	UCC450*	308.56
Max invert depth 4m (when used with UCR3 riser) subject to Local Authority approval. All socket connections; 400mm high; 110mm connections					


DEEP INSPECTION CHAMBER RISER

	450		B	UCR3	228.76
For use with UCC450 or UCC5 when invert depth is greater than 1.2m. Max invert depth 4m 480mm high includes one 450mm seal					


DEEP INSPECTION CHAMBER RISER CLIP

				UCC10D	26.17
For use with UCR3 riser					

SHALLOW INSPECTION CHAMBER

	250		O	UCC7	152.36
Max invert depth 600mm All 110mm socket connections					

DOUBLE BRANCH CHAMBER BASE

	250		O	UAC44	183.90
45° equal connections Includes two socket plugs and profiled insert Max invert depth 600mm					

Lids and frames for inspection and deep inspection chambers

CAST IRON COVER AND FRAME

	450		B	1	UCL35	199.77
3.5 tonnes. Domestic driveway loading						


DUCTILE IRON LID AND CAST IRON FRAME

	450	A		B	1	UCL125	384.66
12.5 tonnes							

REDUCED ACCESS RING

		A		B	UCLRR2	110.12
For use with UCL125						


SQUARE/ROUND ACCESS COVER

	450		B	1	UCL50PAV	348.68
5 tonnes. Suitable for pedestrian areas/domestic driveways. 580x580x95mm						

POLYPROPYLENE COVER AND FRAME

	450		B	1	UCL35PP	158.23
3.5 tonnes. Domestic driveway loading						

	450		B	1	UCL35SQ	211.09
3.5 tonnes. Domestic driveway loading						

	250/315		B	1	UCL35PAV	278.50
3.5 tonnes. Suitable for pedestrian areas/domestic driveways. 390x390x95mm						


REDUCED ACCESS RING


	450		B	UCLRR	118.39	
For use with UCL35PP						

DOUBLE BOTTOM OUTLET CHAMBER BODY

	250		O	UAC02	227.03
90° equal connections 4 x 110mm upstands, 3 open connections Max invert depth 600mm					

CHAMBER RISER

	250		O	UAR1	69.70
375mm long For use with UAC02 & UAC44 Includes 250mm seal For use with UCC250, UAC02 and UAC44					

Please note that waste terms apply to products marked  To BS EN 1401 or BS 4660: 2000, as appropriate

Quantum structured wall drainage systems

Size	Colour	Qty	Code	Price £
QUANTUM SEWER PIPE				
Estimator's guide 150 Based on 6m pipe				13.88
Price per metre 225 with coupling and seals				36.92
300				56.17

3m				
150	A	46	ULS13	36.53
225	A	16	ULS23	104.29
300	A	9	ULS33	153.34
6m				
150	A	46	ULS16	73.05
Double spigot				

3m				
150	A	46	UPS13*	41.60
225	A	16	UPS23	110.78
300	A	9	UPS33	168.48
6m				
150	A	46	UPS16*	83.25
225	A	16	UPS26	221.53
300	A	9	UPS36	337.00

*Pipe with coupling and seals

Size	Colour	Qty	Code	Price £
QUANTUM HIGHWAY PIPE				
Estimator's guide 150 Based on 6m unslotted pipe				9.04
Price per metre 225 with coupling and seals				22.62
300				35.54

6m				
150		46	UPH16	54.25
225		16	UPH26	135.73
300		9	UPH36	213.22
Push-fit socket				

6m				
150		46	USH16	57.32
225		16	USH26	142.87
300		9	USH36	222.34
Half slotted socket Order seals if necessary				

6m				
150		46	UHH16	57.32
225		16	UHH26	142.87
300		9	UHH36	222.34
Fully slotted socket Order seals if necessary				

To BBA 94/2985, 09/H146 or 98/3486, as appropriate. Quantum sewer pipe to BS EN 13476-3 or WIS 4-35-01

Size	Colour	Qty	Code	Price £
COUPLINGS				
Straight				
150	A	4	UME15Q	22.26
225	A	2	UME25	54.27
300	A	2	UME35	105.42

Slip				
150	A	4	UME16Q	22.26
225	A	2	UME26	54.27
300	A	2	UME36	105.42

Size	Colour	Qty	Code	Price £
BENDS				
87½°				
150	A	2	UMB19Q	44.76
225	A	1	UMB29	215.04
300	A	1	UMB39	385.47

Double socket				
45°				
150	A	2	UMB14Q	38.88
225	A	1	UMB24	154.28
300	A	1	UMB34	286.85

Double socket				
30°				
150	A	2	UMB13Q	38.88
225	A	2	UMB23	154.28
300	A	2	UMB33	286.85

Double socket				
15°				
150	A	2	UMB11Q	38.88
225	A	2	UMB21	154.28
300	A	2	UMB31	286.85

Size	Colour	Qty	Code	Price £
EQUAL BRANCH				
87½°				
150	A	2	UMY13Q*	77.72
All socket				

45°				
150	A	2	UMY11Q*	77.72
225	A	2	UMY22	362.32
300	A	2	UMY33	837.97
All socket				

Size	Colour	Qty	Code	Price £
UNEQUAL BRANCH				
87½°				
150x110	A	2	UMY12Q*	68.25

45°				
150x110	A	2	UMY10Q*	68.25
225x110	A		UMY20	221.29

225x150	A		UMY21*	184.16
300x110	A		UMY30	349.50
300x150	A		UMY31*	299.53
300x225	A		UMY32	634.54

Size	Colour	Qty	Code	Price £
PLUGS				
Socket plug				
150	A		UMJ11	30.17

End cap				
150	A		UMK11	14.67
225	A		UMK21	86.37
300	A		UMK31	206.08

Size	Colour	Qty	Code	Price £
LEVEL INVERT REDUCER				
225x150	A		UML21	122.60
300x225	A		UML32	266.21

ADAPTORS				
150	A		UMA45	62.08
Quantum/solid wall PVC to clayware pipe coupler				
150	A		UMA17	38.57
Quantum socket to solid wall spigot				

Size	Colour	Qty	Code	Price £
FLEXIBLE COUPLING				
150	B		UMD17	124.78
225	B		UMD27	154.77
300	B		UMD37	385.03

Size	Colour	Qty	Code	Price £
PIPE SEALS				
150	A		UMR150	12.03
225	A		UMR225	24.05
300	A		UMR300	53.45
Quantum pipe seal				

150	A		SR160T°	40.09
BS 4660 seal to convert Quantum 150mm sockets for use with BS EN 1401 pipe				

150	A		SNC6	5.57
Snap cap to convert Quantum 150mm sockets for use with BS EN 1401 pipe				

Size	Colour	Qty	Code	Price £
POLYETHYLENE GULLY POT LINER				
150	A		UMA43	122.85
90 litres 760mm deep x 500mm diameter				
150	A		UMA49	150.62
112 litres 920mm deep x 500mm diameter				

Size	Colour	Qty	Code	Price £
RODDING POINT				
150		2	URP2Q	146.10
45° Socketed with black cover				

SILICONE LUBRICANT					
Tub 1kg				UMA41	48.41
Water Research Centre Approved					

* To convert 150mm branch to accept 160mm solid wall pipe, a snap cap SNC6 and ring seal SR160T must be fitted.
° Underground terms apply

Large diameter quantum highway

6M PIPE

Size	Colour	Qty	Code	Price £
Solid wall				
375mm	▲ B	1	UPH375*	362.13
450mm	▲ B	1	UPH450*	445.27
600mm	▲ B	1	UPH600*	690.45

Size	Colour	Qty	Code	Price £
Half slotted				
375mm	▲ B	1	USH375	403.01
450mm	▲ B	1	USH450	535.44
600mm	▲ B	1	USH600	841.22

Size	Colour	Qty	Code	Price £
Fully slotted				
375mm	▲ B	1	UHH375	366.37
450mm	▲ B	1	UHH450	487.55
600mm	▲ B	1	UHH600	765.12

All pipes are socketed, or supplied with a coupling and seal.

COUPLING

Size	Colour	Qty	Code	Price £
375mm	▲ B	1	UME375*	33.12
450mm	▲ B	1	UME450*	35.94
600mm	▲ B	1	UME600*	76.09

SEALING RING

Size	Colour	Qty	Code	Price £
375mm	▲ B	1	UMR375*	14.79
450mm	▲ B	1	UMR450*	21.15
600mm	▲ B	1	UMR600*	37.34

BEND

Size	Colour	Qty	Code	Price £
11.25°				
375mm	▲ B	1	UMB3751	404.41
450mm	▲ B	1	UMB4501	536.85
600mm	▲ B	1	UMB6001	822.91

Size	Colour	Qty	Code	Price £
22.5°				
375mm	▲ B	1	UMB3752	404.41
450mm	▲ B	1	UMB4502	536.85
600mm	▲ B	1	UMB6002	822.91

Size	Colour	Qty	Code	Price £
45°				
375mm	▲ B	1	UMB3754*	404.41
450mm	▲ B	1	UMB4504*	536.85
600mm	▲ B	1	UMB6004	822.91

BEND

Size	Colour	Qty	Code	Price £
90°				
375mm	▲ B	1	UMB3759	404.41
450mm	▲ B	1	UMB4509	536.85
600mm	▲ B	1	UMB6009	822.91

160, 250 and 315mm branch connections are spigot ended and need to be used in conjunction with couplings and seals. For 160mm branch, use UME15C coupling. For 250mm branch, use UMD23 coupling. For 300mm branch use UMD33 coupling. Remove one snap cap and seal from UME15C to convert to 150mm quantum. The 375, 450 and 600mm branches are all socketed.

BRANCH

Size	Colour	Qty	Code	Price £
45°				
375x160	B	1	UMY3751*	374.81
375x250	B	1	UMY3752	550.94
375x315	B	1	UMY3753	822.91
375x375	▲ B	1	UMY3754	949.71
450x160	B	1	UMY4501*	408.63
450x250	B	1	UMY4502	666.47
450x315	B	1	UMY4503	753.85
450x375	▲ B	1	UMY4504	1231.52
450x450	▲ B	1	UMY4505	1232.93
600x160	B	1	UMY6001	611.53
600x250	B	1	UMY6002	704.53
600x315	B	1	UMY6003	1093.44
600x375	▲ B	1	UMY6004	1254.08
600x450	▲ B	1	UMY6005	1309.01
600x600	▲ B	1	UMY6006	1566.88

Size	Colour	Qty	Code	Price £
90°				
375x160	B	1	UMT3751	362.13
375x250	B	1	UMT3752	511.49
375x315	B	1	UMT3753	822.91
375x375	▲ B	1	UMT3754	949.71
450x160	B	1	UMT4501	421.32
450x250	B	1	UMT4502	684.80
450x315	B	1	UMT4503	735.54
450x375	▲ B	1	UMT4504	1231.52
450x450	▲ B	1	UMT4505	1232.93
600x160	B	1	UMT6001	573.49
600x250	B	1	UMT6002	915.90
600x315	B	1	UMT6003	1361.16
600x375	▲ B	1	UMT6004	1363.96
600x450	▲ B	1	UMT6005	1303.39
600x600	▲ B	1	UMT6006	1547.15

FLEXIBLE COUPLING

Size	Colour	Qty	Code	Price
250/225mm	B	1	UMD23	121.18
315/300mm	B	1	UMD33	180.36

Large diameter quantum highway

- Available in 375mm, 450mm and 600mm sizes
- Pipes are available in fully slotted, half slotted and solid wall options
- Pipe contains a minimum of 70% recycled HDPE material
- Suitable for highway surface water carrier and filter drains
- Light weight, high strength and durable
- Easy to cut to required length
- BBA certificate no. 11/H172

SOLVENT CEMENT

Size	Colour	Qty	Code	Price £
Tub 250ml			KS10*	20.53
Tub 500ml			KS20*	38.54

BSEN14680

SILICONE LUBRICANT

Size	Code	Price £
Tube with sponge applicator 50g	SZ50*	23.23
Tub 100g	SZ100*	26.81
Aerosol† 400ml	SZ400*	39.56
Tub 500g	SZ500*	116.66

Water Research Centre Approved

SPARE RING SEALS

Size	Code	Price £
'T' ring 110	SR110T*	16.03
160	SR160T	40.09

To BS EN 681/1

Flowloc control device

Flowloc is a vortex flow control device. Used as part of an attenuation scheme, Flowloc controls the rate at which water is discharged to a surface water drain or water course.

Size	Colour	Qty	Code	Price £
FLOWLOC VORTEX FLOW CONTROL UNIT +				
40	B		USW40	5344.16
50	B		USW50	5344.16
60	B		USW60	5344.16
70	B		USW70	5344.16
80	B		USW80	5344.16
90	B		USW90	5344.16

Includes flow control unit, chamber base with controller housing, inlet filter and overflow pipe.
+ Available to order

Size	Colour	Qty	Code	Price £
ORIFICE PLATE FLOW CONTROL UNIT +				
15	B	1	USW415	3006.08
20	B	1	USW420	3006.08
25	B	1	USW425	3006.08
30	B	1	USW430	3006.08
35	B	1	USW435	3006.08
40	B	1	USW440	3006.08
45	B	1	USW445	3006.08
50	B	1	USW450	3006.08
55	B	1	USW455	3006.08
60	B	1	USW460	3006.08
65	B	1	USW465	3006.08
70	B	1	USW470	3006.08
75	B	1	USW475	3006.08
80	B	1	USW480	3006.08
85	B	1	USW485	3006.08

Includes flow control unit, chamber base with controller housing, inlet filter and overflow pipe.
+ Available to order

Size	Colour	Qty	Code	Price £
SILT TRAP				
600	B		USW30	293.92

Size	Colour	Qty	Code	Price £
INLET FILTER				
	B		UG61	395.49
For use with UG60 silt trap				

Size	Colour	Qty	Code	Price £
RISER				
1m				
600	B		USW301	374.10
2m				
600	B		USW32	614.58
3m				
600	B		USW33	788.27

Supplied with riser clamp and seal
For use with flow control devices or USW30 silt trap

Flowloc

Visit marleypd.co.uk to download the Flowloc brochure

- Accommodates flow rates ranging from 2 l/s to 15 l/s,
- Installed in a chamber base with a withdrawal handle to allow easy access from the surface for maintenance.
- Suitable for use with tank depths up to 4m.
- The chamber base is also suitable for installation within a conventional man entry inspection chamber, if required.



Above Ground Index

Rainwater systems

Code	Page	Code	Page
DEEPFLOW			
RAD10AG	4	RFB104W	4
RAD10B	4	RFB104B	4
RAD10BR	4	RFB104BR	4
RAD10G	4	RFB104W	4
RAD10W	4	RFB104BR	4
RAD20AG	4	RFB104W	4
RAD20B	4	RFB104BR	4
RAD20BR	4	RFB104W	4
RAD20G	4	RFB104BR	4
RAD20W	4	RFB104W	4
RED10AG	4	RFB104BR	4
RED10B	4	RFB104W	4
RED10BR	4	RFB104BR	4
RED10G	4	RFB104W	4
RED10W	4	RFB104BR	4
RFB21AG	4	RFB104W	4
RFB21B	4	RFB104BR	4
RFB21BR	4	RFB104W	4
RFB21G	4	RFB104BR	4
RFB21W	4	RFB104W	4
RGD3AG	4	RFB104BR	4
RGD3B	4	RFB104W	4
RGD3BR	4	RFB104BR	4
RGD3G	4	RFB104W	4
RGD3W	4	RFB104BR	4
RGD4AG	4	RFB104W	4
RGD4B	4	RFB104BR	4
RGD4BR	4	RFB104W	4
RGD4G	4	RFB104BR	4
RGD4W	4	RFB104W	4
RGNA1	4	RFB104BR	4
RKD1AG	4	RFB104W	4
RKD1B	4	RFB104BR	4
RKD1BR	4	RFB104W	4
RKD1G	4	RFB104BR	4
RKD1W	4	RFB104W	4
ROD10AG	4	RFB104BR	4
ROD10B	4	RFB104W	4
ROD10BR	4	RFB104BR	4
ROD10G	4	RFB104W	4
ROD10W	4	RFB104BR	4
ROD11AG	4	RFB104W	4
ROD11B	4	RFB104BR	4
ROD11BR	4	RFB104W	4
ROD11G	4	RFB104BR	4
ROD11W	4	RFB104W	4
ROD20AG	4	RFB104BR	4
ROD20B	4	RFB104W	4
ROD20BR	4	RFB104BR	4
ROD20G	4	RFB104W	4
ROD20W	4	RFB104BR	4
RUD10AG	4	RFB104W	4
RUD10B	4	RFB104BR	4
RUD10BR	4	RFB104W	4
RUD10G	4	RFB104BR	4
RUD10W	4	RFB104W	4
CLIP-MASTER			
RAC1AG	4	RFB104W	4
RAC1B	4	RFB104BR	4
RAC1BR	4	RFB104W	4
RAC1G	4	RFB104BR	4
RAC1W	4	RFB104W	4
RAC2AG	4	RFB104BR	4
RAC2B	4	RFB104W	4
RAC2BR	4	RFB104BR	4
RAC2G	4	RFB104W	4
RAC2W	4	RFB104BR	4
REC1AG	4	RFB104W	4
REC1B	4	RFB104BR	4
REC1BR	4	RFB104W	4
REC1G	4	RFB104BR	4
REC1W	4	RFB104W	4
RFB104AG	4	RFB104BR	4
RFB104B	4	RFB104W	4
RFB104BR	4	RFB104BR	4
RFB104G	4	RFB104W	4
RFB104W	4	RFB104BR	4
CLIP-MASTER continued			
RFB104W	4	RFB104W	4
RGA2RB	5	RFB104BR	4
RGA2RBR	5	RFB104W	4
RGA2RW	5	RFB104BR	4
RGC3AG	4	RFB104W	4
RGC3B	4	RFB104BR	4
RGC3BR	4	RFB104W	4
RGC3G	4	RFB104BR	4
RGC4AG	4	RFB104W	4
RGC4B	4	RFB104BR	4
RGC4BR	4	RFB104W	4
RGC4G	4	RFB104BR	4
RGC4W	4	RFB104W	4
RGNA1	5	RFB104BR	4
RKC1AG	4	RFB104W	4
RKC1B	4	RFB104BR	4
RKC1BR	4	RFB104W	4
RKC1G	4	RFB104BR	4
RKC1W	4	RFB104W	4
ROC1AG	4	RFB104BR	4
ROC1B	4	RFB104W	4
ROC1BR	4	RFB104BR	4
ROC1G	4	RFB104W	4
ROC1W	4	RFB104BR	4
ROC2AG	4	RFB104W	4
ROC2B	4	RFB104BR	4
ROC2BR	4	RFB104W	4
ROC2G	4	RFB104BR	4
ROC2W	4	RFB104W	4
RUC1AG	4	RFB104BR	4
RUC1B	4	RFB104W	4
RUC1BR	4	RFB104BR	4
RUC1G	4	RFB104W	4
RUC1W	4	RFB104BR	4
68MM CIRCULAR DOWNPIPE			
RB251AG	5	RFB104W	4
RB251B	5	RFB104BR	4
RB251BR	5	RFB104W	4
RB251G	5	RFB104BR	4
RB251W	5	RFB104W	4
RB252AG	5	RFB104BR	4
RB252B	5	RFB104W	4
RB252BR	5	RFB104BR	4
RB252G	5	RFB104W	4
RB252W	5	RFB104BR	4
RB253AG	5	RFB104W	4
RB253B	5	RFB104BR	4
RB253BR	5	RFB104W	4
RB253G	5	RFB104BR	4
RB253W	5	RFB104W	4
RC251AG	5	RFB104BR	4
RC251B	5	RFB104W	4
RC251BR	5	RFB104BR	4
RC251G	5	RFB104W	4
RC251W	5	RFB104BR	4
RC252AG	5	RFB104W	4
RC252B	5	RFB104BR	4
RC252BR	5	RFB104W	4
RC252G	5	RFB104BR	4
RC252W	5	RFB104W	4
RCB300AG	5	RFB104BR	4
RCB300B	5	RFB104W	4
RCB300BR	5	RFB104BR	4
RCB300G	5	RFB104W	4
RCB300W	5	RFB104BR	4
RCZ253AG	5	RFB104W	4
RCZ253B	5	RFB104BR	4
RCZ253BR	5	RFB104W	4
RCZ253G	5	RFB104BR	4
RCZ253W	5	RFB104W	4
RF25AG	5	RFB104BR	4
RF25B	5	RFB104W	4
RF25BR	5	RFB104BR	4
RF25G	5	RFB104W	4
RF25W	5	RFB104BR	4

Rainwater systems

Code	Page	Code	Page
68MM CIRCULAR DOWNPIPE continued			
RH252AG	6	RFB104W	4
RH252B	6	RFB104BR	4
RH252BR	6	RFB104W	4
RH252G	6	RFB104BR	4
RH252W	6	RFB104W	4
RL25AG	5	RFB104BR	4
RL25B	5	RFB104W	4
RL25BR	5	RFB104BR	4
RL25G	5	RFB104W	4
RL25W	5	RFB104BR	4
RLR25AG	5	RFB104W	4
RLR25B	5	RFB104BR	4
RLR25W	5	RFB104W	4
RNA250AG	5	RFB104BR	4
RNA250B	5	RFB104W	4
RNA250BR	5	RFB104BR	4
RNA250G	5	RFB104W	4
RNA250W	5	RFB104BR	4
RNE252AG	5	RFB104W	4
RNE252B	5	RFB104BR	4
RNE252BR	5	RFB104W	4
RNE252G	5	RFB104BR	4
RNE252W	5	RFB104W	4
RNE253AG	5	RFB104BR	4
RNE253B	5	RFB104W	4
RNE253BR	5	RFB104BR	4
RNE253G	5	RFB104W	4
RNE253W	5	RFB104BR	4
RNE255AG	5	RFB104W	4
RNE255B	5	RFB104BR	4
RNE255BR	5	RFB104W	4
RNE255G	5	RFB104BR	4
RNE255W	5	RFB104W	4
RPH2525AG	5	RFB104BR	4
RPH2525B	5	RFB104W	4
RPH2525BR	5	RFB104BR	4
RPH2525G	5	RFB104W	4
RPH253AG	5	RFB104BR	4
RPH253B	5	RFB104W	4
RPH253BR	5	RFB104BR	4
RPH253G	5	RFB104W	4
RPH253W	5	RFB104BR	4
RPH2555AG	5	RFB104W	4
RPH2555B	5	RFB104BR	4
RPH2555BR	5	RFB104W	4
RPH2555G	5	RFB104BR	4
RPH2555W	5	RFB104W	4
RS25AG	5	RFB104BR	4
RS25B	5	RFB104W	4
RS25BR	5	RFB104BR	4
RS25G	5	RFB104W	4
RS25W	5	RFB104BR	4
RV225AG	6	RFB104W	4
RV225B	6	RFB104BR	4
RV225BR	6	RFB104W	4
RV225G	6	RFB104BR	4
RV225W	6	RFB104W	4
RY252AG	5	RFB104BR	4
RY252B	5	RFB104W	4
RY252BR	5	RFB104BR	4
RY252G	5	RFB104W	4
RY252W	5	RFB104BR	4
FLOWLINE			
RAF1AG	6	RFB104W	4
RAF1B	6	RFB104BR	4
RAF1BR	6	RFB104W	4
RAF1W	6	RFB104BR	4
RAF2AG	6	RFB104W	4
RAF2B	6	RFB104BR	4
RAF2BR	6	RFB104W	4
RAF2W	6	RFB104BR	4
REF2AG	6	RFB104W	4
REF2B	6	RFB104BR	4
REF2BR	6	RFB104W	4
FLOWLINE continued			
REF2W	6	RFB104BR	4
RFB102AG	6	RFB104W	4
RFB102B	6	RFB104BR	4
RFB102BR	6	RFB104W	4
RFB102W	6	RFB104BR	4
RGA2RB	6	RFB104W	4
RGA2RBR	6	RFB104BR	4
RGA2RW	6	RFB104W	4
RGF4B	6	RFB104BR	4
RGF4BR	6	RFB104W	4
RGF4W	6	RFB104BR	4
RGNA1	6	RFB104W	4
RKF2AG	6	RFB104BR	4
RKF2B	6	RFB104W	4
RKF2BR	6	RFB104BR	4
RKF2W	6	RFB104W	4
ROF11AG	6	RFB104BR	4
ROF11B	6	RFB104W	4
ROF11BR	6	RFB104BR	4
ROF11W	6	RFB104W	4
ROF1AG	6	RFB104BR	4
ROF1B	6	RFB104W	4
ROF1BR	6	RFB104BR	4
ROF1W	6	RFB104W	4
RUF1AG	6	RFB104BR	4
RUF1B	6	RFB104W	4
RUF1BR	6	RFB104BR	4
RUF1W	6	RFB104W	4
REGENCY			
AGR896	7	RFB104BR	4

Above Ground Index

Rainwater systems

Code	Page	Code	Page
74MM REGENCY DOWNPIPE		65MM SQUARE DOWNPIPE continued	
AGR014	7	RLE2B	8
AGR893	7	RLE2BR	8
AGR917	7	RLE2W	8
AGR919	7	RLE3AG	8
AGR920	7	RLE3B	8
AGR921	7	RLE3BR	8
AGR922	7	RLE3W	8
AGR924	7	RLE4AG	8
BR014	7	RLE4B	8
BR893	7	RLE4BR	8
BR917	7	RLE4W	8
BR919	7	RNE1AG	8
BR920	7	RNE1B	8
BR921	7	RNE1BR	8
BR922	7	RNE1W	8
BR924	7	RPE2555AG	8
VR014	7	RPE2555B	8
VR893	7	RPE2555BR	8
VR917	7	RPE2555W	8
VR919	7	RPE3AG	8
VR920	7	RPE3B	8
VR921	7	RPE3BR	8
VR922	7	RPE3W	8
VR924	7	RSE1AG	8
VR927	7	RSE1B	8
WR014	7	RSE1BR	8
WR893	7	RSE1W	8
WR917	7	RSE2AG	8
WR919	7	RSE2B	8
WR920	7	RSE2BR	8
WR921	7	RSE2W	8
WR922	7	RYE1AG	8
WR924	7	RYE1B	8
		RYE1BR	8
		RYE1W	8
65MM SQUARE DOWNPIPE		DEEPFLOW150	
RBE1AG	8	RAJ1AG	9
RBE1B	8	RAJ1B	9
RBE1BR	8	RAJ1BR	9
RBE1W	8	RAJ1W	9
RBE3AG	8	RAJ2AG	9
RBE3B	8	RAJ2B	9
RBE3BR	8	RAJ2BR	9
RBE3W	8	RAJ2W	9
RCB300AG	8	REJ1AG	9
RCB300B	8	REJ1B	9
RCB300BR	8	REJ1BR	9
RCB300W	8	REJ1W	9
RCE1AG	8	REJ2AG	9
RCE1B	8	REJ2B	9
RCE1BR	8	REJ2BR	9
RCE1W	8	REJ2W	9
RCE2AG	8	RFB150AG	9
RCE2B	8	RFB150B	9
RCE2BR	8	RFB150BR	9
RCE2W	8	RFB150W	9
RCE3AG	8	RGJ4AG	9
RCE3B	8	RGJ4B	9
RCE3BR	8	RGJ4BR	9
RCE3W	8	RGJ4W	9
RFB91AG	8	RGNA1	9
RFB91B	8	RKJ1AG	9
RFB91BR	8	RKJ1B	9
RFB91W	8	RKJ1BR	9
RLE11AG	8	RKJ1W	9
RLE11B	8	ROJ1AG	9
RLE11BR	8	ROJ1B	9
RLE11W	8	ROJ1BR	9
RLE1AG	8	ROJ1W	9
RLE1B	8	RUJ1AG	9
RLE1BR	8	RUJ1B	9
RLE1W	8	RUJ1BR	9
RLE2AG	8	RUJ1W	9

Rainwater systems

Code	Page	Code	Page
82MM CIRCULAR DOWNPIPE		FOUNDRY FINISH 68MM CIRCULAR DOWNPIPE	
RB31AG	9	CBF001	11
RB31B	9	CBR017	11
RB31BR	9	CBR020	11
RB31W	9	CBR021	11
RB33AG	9	CBR022	11
RB33B	9	CBR043	11
RB33BR	9	CBR044	11
RB33W	9	CBR519	11
RC32AG	9	CBR577	11
RC32B	9		
RC32BR	9	HIGHFLO	
RC32W	9	BR042	12
RC3AG	9	BR402	12
RC3B	9	BR451	12
RC3BR	9	BR452	12
RC3W	9	BR454	12
RCB300AG	9	BR455	12
RCB300B	9	BR515	12
RCB300BR	9	GR042	12
RCB300W	9	GR402	12
RF3AG	9	GR451	12
RF3B	9	GR452	12
RF3BR	9	GR454	12
RF3W	9	GR455	12
RL3AG	9	GR515	12
RL3B	9	WR042	12
RL3BR	9	WR402	12
RL3W	9	WR451	12
RNE3AG	9	WR452	12
RNE3B	9	WR454	12
RNE3BR	9	WR515	12
RNE3W	9		
RPH33AG	9	110MM CIRCULAR DOWNPIPE	
RPH33B	9	BR465	13
RPH33BR	9	BS121	12
RPH33W	9	BS208	12
RPH355AG	9	BS217	13
RPH355B	9	BS219	13
RPH355BR	9	BS220	13
RPH355W	9	BS266	13
RS3AG	9	BS270	13
RS3B	9	BS271	13
RS3BR	9	BS309	13
RS3W	9	BS322	13
RY3AG	9	BS331	13
RY3B	9	BS334	13
RY3BR	9	BS336	13
RY3W	9	BS505	12
		BS506	12
FOUNDRY FINISH HALF ROUND		BS508	12
CBR005	10	GR465	13
CBR007	10	GS121	12
CBR008	10	GS208	12
CBR010	10	GS217	13
CBR011	10	GS219	13
CBR013	10	GS220	13
CBR512	10	GS266	13
		GS270	13
FOUNDRY FINISH 125		GS271	13
CBR602	10	GS309	13
CBR605	10	GS322	13
CBR607	10	GS331	13
CBR608	10	GS334	13
CBR610	10	GS336	13
CBR611	10	GS505	12
CBR613	10	GS506	12
CBR615	10	GS508	12
CBR617	10	GS570	13
CBR640	10	WR465	13
		WS208	12
		WS217	13
		WS219	13
		WS220	13

Above Ground Index

Rainwater systems

Code	Page	Code	Page
110MM CIRCULAR DOWNPIPE continued		ACCESSORIES continued	
WS266	13	RGA5	17
WS270	13	RGG10	16
WS271	13	RGN1	17
WS322	13	RGS1B	16
WS331	13	RGS1W	16
WS505	12	RH252AG	18
WS506	12	RH252B	18
WS508	12	RH252BR	18
		RH252G	18
		RH252W	18
		RH25B	18
STORMFLO		RKA1	16
BR705	14	RKA2	16
BR707	14	RKF1	16
BR708	14	RNB21	16
BR710	14	RNG50	17
BR711	14	RNG60	17
BR713	14	ROB25G	18
BR716	14	ROF25G	18
BR740	14	RPC1B	16
GR705	14	RPC1G	16
GR707	14	RRM425AG	17
GR708	14	RRM425B	17
GR710	14	RRM425BR	17
GR711	14	RRM425G	17
GR713	14	RRM425W	17
GR716	14	RSA1	16
GR740	14	RSA1A	16
		RSC1B	16
		RSC1G	16
		RSS1	17
160MM CIRCULAR DOWNPIPE		RT200B	16
BS403	15	RT200BR	16
BS404	15	RT200G	16
BS406	15	RT200W	16
BS412	15	RT2501B	16
BS424	15	RT2501G	16
BS425	15	RT250B	16
BS427	15	RT250G	16
BS436	15	RTA1	16
BS472	15	RTA1A	16
BS533	15	RV195	18
BS534	15	RV196	18
GS403	15	RV369	18
GS404	15	RV482	18
GS406	15	RV491	18
GS412	15	RV637	18
GS420	15	SGS31G	18
GS424	15	SGS41W	18
GS425	15	SH30	18
GS427	15	SH30AG	18
GS436	15	SH30B	18
GS472	15	SH30BR	18
GS533	15	SH30W	18
GS534	15	SH40	18
GS535	15	SH40B	18
GS571	15	SOB1	18
		SOF1	18
ACCESSORIES		SOF12	18
3SR1520	17	SR82T	17
3SR1125	17	STS41W	18
3SRS355	17		
3SSI200	17		
GR009	17		
GR018	17		
GR601	17		
GR909	17		
RA42	17		
RD25RB	16		
RD25RBR	16		
RD25RG	16		
RD25RW	16		
RDC26RB	16		
RG1X	16		
RGA1R	17		
RGA4	17		

Waste systems

Code	Page	Code	Page
SOLVENT WASTE PVC-C		SOLVENT WASTE PVC-C continued	
KAP1	20	KP104W	20
KAP1B	20	KP204	20
KAP1W	20	KP204B	20
KAP2	20	KP204W	20
KAP2B	20	KP304	20
KAP2W	20	KP304B	20
KAP3	20	KP304W	20
KAP3B	20	KR175	20
KAP3W	20	KR175W	20
KB1	20	KR210	20
KB12	20	KR210B	20
KB12W	20	KR210W	20
KB1B	20	KR310	20
KB1W	20	KR310W	20
KB2	20	KR320	20
KB22	20	KR320B	20
KB22B	20	KR320W	20
KB22W	20	KSC1	20
KB2B	20	KSC1B	20
KB2W	20	KSC1W	20
KB3	20	KSC2	20
KB32	20	KSC2B	20
KB32B	20	KSC2W	20
KB32W	20	KSC3	20
KB3B	20	KSC3B	20
KB3W	20	KSC3W	20
KBA12	20	KT1	20
KBA12W	20	KT1B	20
RSS1	17	KT1W	20
RT200B	16	KT2	20
RT200BR	16	KT21	20
RT200G	16	KT21W	20
RT200W	16	KT2B	20
RT2501B	16	KT2W	20
RT2501G	16	KT3	20
RT250B	16	KBK25	20
RT250G	16	KBK25B	20
RTA1	16	KBK25W	20
RTA1A	16	KBK35	20
RV195	18	KBK35	20
RV196	18	KBS1	20
RV369	18	KBS1	20
RV482	18	KBS2	20
RV491	18	KBS2	20
RV637	18	KBS3	20
SGS31G	18	KBS3B	20
SGS41W	18	KBS3W	20
SH30	18	KEC1	20
SH30AG	18	KEC1W	20
SH30B	18	KEC2	20
SH30BR	18	KEC2W	20
SH30W	18	KEC3	20
SH40	18	KEC3W	20
SH40B	18	KF1	20
SOB1	18	KF1B	20
SOF1	18	KF1W	20
SOF12	18	KF2	20
SR82T	17	KF2B	20
STS41W	18	KF2W	20
		KF3	20
		KF3B	20
		KF3W	20
		KFA1	21
		KFA1W	21
		KFA2	21
		KFA2W	21
		KFA3	21
		KFA3W	21
		KMA1	21
		KMA1W	21
		KMA2	21
		KMA2W	21
		KMA3	21
		KMA3W	21
		KP104	20
		KP104B	20

Above Ground Index

Waste systems

Code	Page	Code	Page
SOLVENT WASTE ABS			
KEC3W	21		
KF1B	21		
KF1G	21		
KF1W	21		
KF2B	21		
KF2G	21		
KF2W	21		
KF3B	21		
KF3G	21		
KF3W	21		
WAA3B	21		
WAA3G	21		
WAA3W	21		
WAA4B	21		
WAA4G	21		
WAA4W	21		
WAA5B	21		
WAA5G	21		
WAA5W	21		
WAB31B	21		
WAB31G	21		
WAB31W	21		
WAB32W	21		
WAB33B	21		
WAB33G	21		
WAB33W	21		
WAB3B	21		
WAB3G	21		
WAB3W	21		
WAB41B	21		
WAB41G	21		
WAB41W	21		
WAB42W	21		
WAB43B	21		
WAB43G	21		
WAB43W	21		
WAB4B	21		
WAB4G	21		
WAB4W	21		
WAB51B	21		
WAB51G	21		
WAB51W	21		
WAB5B	21		
WAB5G	21		
WAB5W	21		
WAC31W	21		
WAC3B	21		
WAC3G	21		
WAC3W	21		
WAC41W	21		
WAC4B	21		
WAC4G	21		
WAC4W	21		
WAC5B	21		
WAC5G	21		
WAC5W	21		
WAF3W	22		
WAF4W	22		
WAF5W	22		
WAM31W	22		
WAM3W	22		
WAM4W	22		
WAM5W	22		
WAP33B	21		
WAP33G	21		
WAP33W	21		
WAP43B	21		
WAP43G	21		
WAP43W	21		
WAP53B	21		
WAP53G	21		
WAP53W	21		
WAR43B	22		
WAR43G	22		
WAR43W	22		
WAR53B	22		
WAR53G	22		
WAR53W	22		
WAR54B	22		
WAR54G	22		

Waste systems

Code	Page	Code	Page
SOLVENT WASTE ABS continued			
WAR54W	22		
WAT31W	21		
WAT3B	21		
WAT3G	21		
WAT3W	21		
WAT41W	21		
WAT42W	21		
WAT4B	21		
WAT4G	21		
WAT4W	21		
WAT51W	21		
WAT52W	21		
WAT5B	21		
WAT5G	21		
WAT5W	21		
WC3B	21		
WC3G	21		
WC3W	21		
WC4B	21		
WC4G	21		
WC4W	21		
WC5W	21		
PUSH-FIT POLYPROPYLENE			
KF1B	22		
KF1G	22		
KF1W	22		
KF2B	22		
KF2G	22		
KF2W	22		
WC3B	22		
WC3G	22		
WC3W	22		
WC4B	22		
WC4G	22		
WC4W	22		
WPA31B	22		
WPA31G	22		
WPA31W	22		
WPA41B	22		
WPA41G	22		
WPA41W	22		
WPB31B	22		
WPB31G	22		
WPB31W	22		
WPB32B	22		
WPB32G	22		
WPB32W	22		
WPB33B	22		
WPB33G	22		
WPB33W	22		
WPB34B	22		
WPB34G	22		
WPB34W	22		
WPB41B	22		
WPB41G	22		
WPB41W	22		
WPB42B	22		
WPB42G	22		
WPB42W	22		
WPB43B	22		
WPB43G	22		
WPB43W	22		
WPB44B	22		
WPB44G	22		
WPB44W	22		
WPC3B	22		
WPC3G	22		
WPC3W	22		
WPC4B	22		
WPC4G	22		
WPC4W	22		
WPP33B	22		
WPP33G	22		
WPP33W	22		
WPP43B	22		
WPP43G	22		

Soil systems

Code	Page	Code	Page
PUSH-FIT SOIL			
SA411	27		
SA411B	27		
SA411W	27		
SA42	27		
SA420	27		
SA420B	27		
SA421	27		
SA421B	27		
SA421W	27		
SB31	26		
SB31B	26		
SB35	26		
SB35B	26		
SB37	26		
SB37B	26		
SB38	27		
SB38B	27		
SB41	26		
SB410	26		
SB410B	26		
SB410W	26		
SB411	26		
SB411B	26		
SB411W	26		
SB42	27		
SB420	26		
SB420B	26		
SB420W	26		
SB42B	27		
SB430	26		
SB430B	26		
SB430W	26		
SB45	26		
SB45B	26		
SB45W	26		
SB46	26		
SB47	26		
SB47B	26		
SB67	26		
SE300	26		
SE300B	26		
SE305	26		
SE305B	26		
SE400	26		
SE400B	26		
SE400W	26		
SE405	26		
SE405B	26		
SE600	26		
SE605	26		
SF31	27		
SF31B	27		
SF41	27		
SF41B	27		
SFB61	26		
SFB65	26		
SNE300	26		
SNE300B	26		
SNE405	26		
SNE405B	26		
SNE405W	26		
SNE600	26		
SP303	26		
SP303B	26		
SP304	26		
SP4025	26		
SP403	26		
SP403B	26		
SP403W	26		
SP404	26		
SP603	26		
SP604	26		
SRM304	27		
SRM304B	27		
SRM604	27		
SW30	27		
SW30B	27		
SW40	27		

Above Ground Index

Soil systems

Code	Page	Code	Page
PUSH-FIT SOIL continued			
SW40B	27		
SW40W	27		
SW41	27		
SW415	27		
SW415B	27		
SW41B	27		
SW41W	27		
SY33F	27		
SY33FB	27		
SY34F	27		
SY34FB	27		
SY36	26		
SY401	26		
SY401B	26		
SY401W	26		
SY402	27		
SY402B	27		
SY404	27		
SY404B	27		
SY405	27		
SY405B	27		
SY405W	27		
SY411	27		
SY460	26		
SY460B	26		
SY466	26		
SY466B	26		
SY601	26		
SY63	26		
SY64	27		
SY66	27		
SYS415	27		
SYS415B	27		
SOLVENT SOIL			
SA110	27		
SBS40	28		
SBS40B	28		
SBS40W	28		
SBS41	28		
SBS415	28		
SBS415B	28		
SBS42	28		
SBS42B	28		
SBS45	28		
SBS45B	28		
SBS615	28		
SBS62	28		
SBS65	28		
SE300	28		
SE300B	28		
SE400	28		
SE400B	28		
SE400W	28		
SE409	28		
SE409B	28		
SE600	28		
SES301	28		
SES401	28		
SES401B	28		
SES601	28		
SL403	28		
SL403B	28		
SL403W	28		
SL404	28		
SL603	28		
SL604	28		
SNE300	28		
SNE300B	28		
SNE405	28		
SNE405B	28		
SNE405W	28		
SNE600	28		
RV225B	31		
RV225G	31		
RV225W	31		
SAS40	31		
SAS45	31		
SAS61	31		

Soil systems

Code	Page	Code	Page
SOLVENT SOIL continued			
SCB41	29		
SCBL41	29		
SCBS41	29		
SWS332	29		
SWS340	29		
SWS350	29		
SWS41	29		
SWS410	29		
SWS410B	29		
SWS4135	29		
SWS415	29		
SWS4150	29		
SWS4150B	29		
SWS415B	29		
SWS415W	29		
SWS41B	29		
SWS41W	29		
SWS42	29		
SWS420	29		
SWS420B	29		
SWS42B	29		
SWS4C	29		
SY415	29		
SY415B	29		
SY404	29		
SY405	29		
SY405B	29		
SYS411	29		
SYS644	29		
SYS664	29		
KBK25B	30		
KBK25W	30		
KBK35	30		
SA411	30		
SA411B	30		
SA411W	30		
SA415	30		
SA420	30		
SA420B	30		
SA421	30		
SA421B	30		
SA421W	30		
SA425	30		
SA425B	30		
SA435	30		
SBS420	30		
SBS420B	30		
SCT4	30		
SE30	30		
SE30B	30		
SE40	30		
SE40B	30		
SE62	30		
SF611	30		
SFS41	30		
SFS41B	30		
SFS41W	30		
SRM30	30		
SRM30B	30		
SRM402	30		
SRM402B	30		
SRS304	30		
SRS604	30		
SW60	30		
SWS40	30		
SWS405	30		
SWS405B	30		
SWS406	30		
SWS40B	30		
SWS60	30		
RCB300B	31		
RCB300G	31		
RCB300W	31		
RSS1	31		
RV225B	31		
RV225G	31		
RV225W	31		
SAS40	31		
SAS45	31		
SAS61	31		

Soil systems

</

Above Ground Index

Soil systems

Code	Page	Code	Page
HDPE DRAINAGE SYSTEMS continued			
S251111	34	S473102	36
S300707	34	S475602	36
S300756	34	S490910	37
S301107	34	S491110	37
S301111	34	S500935	36
S301156	34	S500951	37
S301607	34	S501032	36
S301611	34	S501033	36
S301616	34	S501132	36
S301656	34	S501133	36
S302007	34	S501134	36
S302011	34	S501135	36
S302016	34	S501171	37
S302020	34	S501182	36
S302511	34	S501185	36
S302516	34	S550503	36
S302520	34	S550701	36
S302525	34	S551102	36
S303111	34	S555601	36
S303116	34	S601000	37
S303120	34	S601117	35
S303125	34	S601617	35
S303131	34	S660740	33
S305656	34	S661140	33
S331100	35	S665640	33
S331600	35	S670707	36
S341101	35	S671107	36
S341102	35	S671609	36
S341115	35	S672009	36
S341117	35	S672509	36
S341125	35	S673109	36
S341127	35	S675607	36
S361111	34	S700710	37
S371111	34	S700715	37
S400719	37	S700778	37
S400729	37	S700915	37
S401128	37	S701110	37
S401129	37	S701115	37
S401619	37	S701178	37
S401629	37	S701610	37
S402019	37	S701615	37
S402020	33	S701678	37
S402520	33	S702015	37
S403120	33	S702080	37
S405619	37	S702580	37
S405620	33	S703180	37
S405629	37	S705610	37
S410795	33	S705615	37
S411195	33	S705678	37
S411695	33	S709410	37
S412065	33	S709478	37
S412565	33	S709480	37
S413165	33		
S415695	33		
S419600	37		
S419620	37		
S419861	37		
S419865	37		
S420720	33		
S420750	33		
S421120	33		
S421150	33		
S421620	33		
S421650	33		
S423250	33		
S424050	33		
S425650	33		
S441101	35		
S441115	35		
S441117	35		
S441156	35		
S461111	35		
S470702	36		
S471102	36		
S471602	36		
S472002	36		
S472502	36		

Soil systems

Code	Page	Code	Page
dBLUE ACOUSTIC DRAINAGE continued			
VKK-160-000-00D	38	VKL-110-000-15D	38
VKL-110-000-30D	38	VKL-110-000-45D	38
VKL-110-000-67D	38	VKL-110-000-90D	38
VKL-160-000-45D	38	VKL-160-000-90D	38
VMD-110-000-00D	38	VMD-160-000-00D	38
VMP-110-000-00D	38	VMP-160-000-00D	38
VRD-160-110-00D	38	VTR-110-110-45D	38
VTR-110-110-67D	38	VTR-160-110-45D	38
VTR-160-160-45D	38	VVEN-110-110-75D	38
VVEN-160-110-75D	38		
WC CONNECTORS			
SA323W	39	SBS40W	39
SG40	39	SGS41W	39
ST40	39	ST41W	39
STS41W	39		
UNIVERSAL PUSH-FIT WC CONNECTORS			
SWC11	39	SWCB14	39
SWC22	39	SWCB90	39
SWCB14	39	SWCE33	39
SWCB90	39		
SWCE33	39		
WC MANIFOLD COMPONENTS			
SA323W	40	SM41W	40
SM41W	40	SM42W	40
SM42W	40	SM43W	40
SM43W	40	SM44W	40
SM44W	40	SM45W	40
SM45W	40		
PVCU FLOOR OUTLETS			
SFG42AS	40	SFG43AS	40
SFG43AS	40	SGG4	40
SGG4	40		
PIPE SUPPORT SYSTEMS			
JB42	40	JBP42	40
JB62	40	JBP62	40
JBP42	40	JCA1	40
JBP62	40	JCS2	40
JCA1	40	JDP1	40
JCS2	40	RNB11	40
JDP1	40	SC621	40
RNB11	40		
SC621	40		
ACTIVE DRAINAGE VENTILATION			
49017	41	49112	41
49112	41	8F-STU616-WHB	41
8F-STU616-WHB	41		

Multikwik Index

Code	Page	Code	Page	Code	Page	Code	Page
TRAPS		COMPRESSION WASTE		WC CONNECTORS		FLOOR DRAINAGE	
B032	45	EB40R	50	MKB114	52	L13560	57
B032A	45	MFW32	50	MKB114S	53	L13563	57
B032ACR	45	MFW40	50	MKB21	54	L13564	57
B032R	45	MKEB4032B	50	MKB21104	52	L13565	57
B032RA	45	MKEB4032G	50	MKB2190	52	L13566	57
B032RACR	45	WP101C	50	MKB215	54	L13567	57
B032S	45	WP102C	50	MKB22	54	L13569	57
B032V	45	WP105C	50	MKB3190	53	L13570	57
B040	45	WP106C	50	MKB45	52	L13575	57
B040A	45	WP114	50	MKB514	55	L13576	57
B040R	45	WP114C	50	MKB614	55	L13577	57
B040RA	45	WP115	50	MKBAR90	53	L13579	57
B040RACR	45	WP115C	50	MKBB2190	53	L13590	57
B040S	45	WP120	50	MKBB3190	53	L13595	57
B040V	45	WP120C	50	MKC2	52	L13596	57
BS032	45	WP121	50	MKC2B90	52	L13597	57
CWB01	48	WP121C	50	MKC2BB90	52	L13599	57
CWS01	48	WP124	50	MKEA	55	L29036	57
DBK040S	47	WP126	50	MKEB	55	L29142	57
DBKDS040	47	WP127	50	MKEG	55	L29143	57
NK001	48	WP128	50	MKFPC1	55	L29158	57
NKT001	48	WP129	50	MKL1	55	SG1T	57
P032	45	WP129C	50	MKLAS1	52	SG2T	57
P032A	45	WP141C	50	MKO1	54	SG3T	57
P040	45	WP142C	50	MKO100	53	SG4T	57
P040A	45	WP153C	50	MKO1S	53	SG50HT	57
P040L	46	WP154C	50	MKO2	52	SG50SHV	57
P050	45	WP216	50	MKO3	54	SG50SVV	57
P1940	46	WP218	50	MKO4	52	SG50VT	57
P5040	46	WP222	50	MKO5	55	SG50WHV	57
P5040F	47	WP225	50	MKO7	53	SG50WVV	57
P5040V	46	WP230	50	MKR814	53	SG75HT	57
P6040	46			MKR890	53	SG75SHV	57
P6040F	47			MKREXT	55	SG75SVV	57
PWM040	47			MKRO2	53	SG75VT	57
PWM040D	47			MKRS2	53	SG75WHV	57
PWM040S	47			MKS1	54	SG75WVV	57
PWM040T	47			MKS10	54	TRL426	57
RP032	45			MKS1A	54	TRL428	57
RP040	45			MKS2	52	TRL429	57
RP050X	45			MKS3	54	TRL430	57
S032	46			MKS4	52	TRL434	57
S040	46			MKS5	55	TRL435	57
S5040C	46			MKS7	53	TRL436	57
S5040CR	46			MKS8	55	TRL478	57
S5040W	46			MKSB4	52	TRL487	57
SBK040D	47					TRL488	57
SBSK040	48					TRL489	57
SBW01	48					TRL490	57
SP032	45						
SP040	45						
ST032	45						
SWM040A	46						
SWM040D	47						
SWM040S	47						
W040F	48						
W4070RF	48						
WA040D	48						
WA040S	48						
WMT001	48						
WPU040C	48						
WV032	47						
WV040	47						
WW150	47						
WW151	47						
WW170	48						
WW171	48						
XSB040S	47						

Below Ground Index

Solid Wall Underground drainage

Product	Page	Product	Page	Product	Page
UB41	60	UE400	60	UMY11C	61
UB410	60	UE405	60	UMY12C	61
UB4100	60	UE406	60	UMY13C	61
UB411	60	UE407	60	UP403	60
UB42	61	UE42	61	UP406	60
UB420	60	UE43	61	UP603	60
UB4200	60	UE60	61	UP606	60
UB430	60	UE600	60	UPP406	60
UB4300	60	UE62	61	URP1	61
UB45	60	UE64	61	URP2C	61
UB455	60	UFB61	60	URPFSQ	61
UB47	61	UFB65	60	USB110	61
UB47M	61	UL403	60	UTSY110	61
UB67	61	UL406	60	UY36	61
UB68	60	UL606	60	UY400	61
UB69	60	UMB11C	60	UY401	61
UBL41	61	UMB13C	60	UY46	61
UBL45	61	UMB14C	60	UY466	61
UBL488	61	UMB19C	60	UY601	61
UDSB110	61	UME15C	60	UY63	61
UDSY110	61	UME16C	60	UY64	61
UE40	61	UMY10C	61	UY66	61

Adoptable inspection chambers

Product	Page	Product	Page	Product	Page
SR450	62	UCC10D	62	UCL315	62
JAR1	62	UCC250	62	UCLRR2	62
JAR2	62	UCC315	62	UCP1	62
JAR3	62	UCC450	62	UCP2	62
UCB1	62	UCC5	62	UCR3	62
UCB2	62	UCL125	62		

Inspection chambers

Product	Page	Product	Page	Product	Page
JAC02	63	UCC5	63	UCL50PAV	63
JAC44	63	UCC7	63	UCLRR	63
JAR1	63	UCL125	63	UCLRR2	63
UCC10	63	UCL35	63	UCR2	63
UCC10D	63	UCL35PAV	63	UCR3	63
UCC3	63	UCL35PP	63		
UCC450	63	UCL35SQ	63		

Solid Wall Underground drainage

Product	Page	Product	Page	Product	Page
KP204W	64	UCB48L	64	UG51SA	65
SA42	64	UCC4	64	UG52	64
SE41	64	UCL2	64	UG54	64
SE41B	64	UCL3	64	UG55	65
SR250	64	UG41	65	UG55SA	65
SRM30	64	UG42	65	UG60	65
SRM30B	64	UG43	65	URM304	64
SRM402	64	UG44	65	URM425	64
SRM402B	64	UG45	65	URM604	64
UA42	64	UG46	65	USB41	64
UA43	64	UG47	65	USB42	64
UA44	64	UG48	65	USW130	65
UCA40	65	UG49	65	USW140	65
UCA41	65	UG50	64	UW401	65
UCA42	65	UG50D	64	UWS43	65
UCA43	65	UG50SA	64	UYG40	65
UCA44	65	UG51	64	UYG42	65

Quantum structured wall drainage systems

Product	Page	Product	Page	Product	Page
SNC6	67	UMB33	66	UMY12Q	67
SR160T	67	UMB34	66	UMY13Q	66
UHH16	66	UMB39	66	UMY20	67
UHH26	66	UMD17	67	UMY21	67
UHH36	66	UMD27	67	UMY22	66
ULS13	66	UMD37	67	UMY30	67
ULS16	66	UME15Q	66	UMY31	67
ULS23	66	UME16Q	66	UMY32	67
ULS33	66	UME25	66	UMY33	66
UMA17	67	UME26	66	UPH16	66
UMA41	67	UME35	66	UPH26	66
UMA43	67	UME36	66	UPH36	66
UMA45	67	UMJ11	67	UPS13	66
UMA49	67	UMK11	67	UPS16	66
UMB11Q	66	UMK21	67	UPS23	66
UMB13Q	66	UMK31	67	UPS26	66
UMB14Q	66	UML21	67	UPS33	66
UMB19Q	66	UML32	67	UPS36	66
UMB21	66	UMR150	67	URP2Q	67
UMB23	66	UMR225	67	USH16	66
UMB24	66	UMR300	67	USH26	66
UMB29	66	UMY10Q	67	USH36	66
UMB31	66	UMY11Q	66		

Large diameter quantum highway

Product	Page	Product	Page	Product	Page
UHH375	68	UMR375	68	UMY3753	68
UHH450	68	UMR450	68	UMY3754	68
UHH600	68	UMR600	68	UMY4501	68
UMB3751	68	UMT3751	68	UMY4502	68
UMB3752	68	UMT3752	68	UMY4503	68
UMB3754	68	UMT3753	68	UMY4504	68
UMB3759	68	UMT3754	68	UMY4505	68
UMB4501	68	UMT4501	68	UMY6001	68
UMB4502	68	UMT4502	68	UMY6002	68
UMB4504	68	UMT4503	68	UMY6003	68
UMB4509	68	UMT4504	68	UMY6004	68
UMB6001	68	UMT4505	68	UMY6005	68
UMB6002	68	UMT6001	68	UMY6006	68
UMB6004	68	UMT6002	68	UPH375	68
UMB6009	68	UMT6003	68	UPH450	68
UMD23	69	UMT6004	68	UPH600	68
UMD33	69	UMT6005	68	USH375	68
UME375	68	UMT6006	68	USH450	68
UME450	68	UMY3751	68	USH600	68
UME600	68	UMY3752	68		

Ancillary Items

Product	Page	Product	Page	Product	Page
KS10	69	SR160T	69	SZ50	69
KS20	69	SZ100	69	SZ500	69
SR110T	69	SZ400	69		

Flowloc control device

Product	Page	Product	Page	Product	Page
UG61	70	USW425	70	USW470	70
USW29	70	USW430	70	USW475	70
USW30	70	USW435	70	USW480	70
USW301	70	USW440	70	USW485	70
USW32	70	USW445	70	USW50	70
USW33	70	USW450	70	USW60	70
USW40	70	USW455	70	USW70	70
USW415	70	USW460	70	USW80	70
USW420	70	USW465	70	USW90	70

Colour key:

W: White B: Black G: Grey BR: Brown NU: Neutral
BL: Blue O: Orange AG: Anthracite Grey FF: Foundry Finish

Standards

British Standards

A wide range of components featured in this Price List conform to British Standard Specifications, many items bear the British Standards Institution's Kite Mark symbol, as indicated throughout this price list. The presence of this mark on, or in relation to, a product is an assurance that the goods have been produced under a system of supervision, control and testing, operated during manufacture and including periodical inspection of the manufacturer's works in accordance with the Certification Mark Scheme.

Products indicated by this symbol comprise of components not covered by Marley Plumbing and Drainage BS EN ISO 9001 Scope of Registration. However these products have been fully inspected and tested in accordance with our own Quality Management System requirements.

Agreement Certificates

Certain components and systems illustrated in this price list have been independently assessed and are the subject of certification by the British Board of Agrément. These items are indicated by the BBA symbol, throughout this price list.

Copies of Marley Plumbing & Drainage BBA Certificates are freely available from the Company upon request or by logging on to marleypd.co.uk.

Ordering information

Before despatching your order please check that you have ordered the appropriate quantity of Solvent Cement and Silicone Lubricant. Where applicable, when ordering please quote code number followed by colour code letter: B for Black, BR for Chestnut Brown, G for Grey & W for White.

Please note the following minimum order quantities at net invoice value:
£300 in to yard, £750 Direct to site.

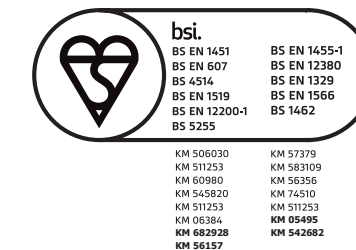
Product information

External Installation

Where Polypropylene or ABS components are to be installed externally they must be painted to protect them from direct sunlight.

NOTE:

Marley Plumbing & Drainage products are manufactured to a constant high standard. The Company will not therefore accept responsibility for failure of any installation which includes components not supplied by us.



All list prices are for single components unless marked.

This price list does not constitute an offer. All prices are subject to change without notice and are exclusive of VAT. A sum equivalent to the VAT chargeable will be invoiced for payment by the customer. Customer attention is drawn to the Company's official Terms and Conditions of Sale. Goods are supplied strictly in accordance with these terms and conditions, copies of which are freely available on request and on marleypd.co.uk. Product illustrations may vary slightly depending on the type and size. Product images are for illustrative purposes only. Terms & conditions for Multikwik products may differ from those of other Marley Plumbing & Drainage ranges.
e & o e.



marleypd.co.uk

For general enquiries and details of your nearest stockist please call the customer services department:

Tel: 01622 852585

Email: customerservice@marleypd.co.uk

To place an order

For delivery to **England & Wales**

Email: orders.lenham@marleypd.co.uk

Fax: 01622 851111

For delivery to **Scotland**

Email: orders.uddingston@marleypd.co.uk

Fax: 01698 810307

For all estimate requests

Email: estimates@marleypd.co.uk

For Technical advice please call

01622 852695

Head Office

Lenham, Maidstone

Kent ME17 2DE

Tel: 01622 858888

Fax: 01622 858725

Email: marketing@marleypd.co.uk

Scotland

Birkenshaw Industrial Estate

Uddingston, Glasgow G71 5PA

Tel: 01698 815231

Fax: 01698 810307

Export Division

Lenham, Maidstone

Kent ME17 2DE England

Tel: +44 (0)1622 858888

Fax: +44 (0)1622 850778

Email: export@marleypd.co.uk