

## Original Research Article

### A Study of antimicrobial activity of some spices

Bhawana Pandey\*, Shabina Khan and Sheetal singh

Department of Microbiology & Biotechnology, Bhilai Mahila Mahavidyalaya, Hospital Sector,  
Bhilai (C.G.), Chhattisgarh, India

\*Corresponding author

#### ABSTRACT

Antibiotic toxicity and multi drug resistant pathogens are the two greatest challenges being faced by today's medical world. In the present study, the antimicrobial activity of spices has been investigated as an alternative to antibiotics in order to tackle these dangers. In search of bioactive compound, methanol and acetone extract of 5 Indian spices were screened for antibacterial property. The choice of spice as an alternative is based on two basic reasons: firstly, plants have been the model source of medicine since ancient times and secondly, the increasing acceptance of herbal medicines by general population methanolic and acetone extracts were used to determine antibacterial properties of the spices. The antibacterial activity of five common Indian spices namely clove, ajwain, turmeric, dalchini and black pepper against two bacteria *Klebsiella pneumoniae* and *Staphylococcus aureus*. The results revealed that the methanol extracts of spices (MIC values of 20- 100 µl/ml) have high antimicrobial activities on all test organisms (range of inhibition, 6- 16 mm) as compare to acetone extracts of spices in same concentration. Results concluded that these spices contain high amount of secondary metabolites due to these metabolites they have high antimicrobial activity and it can be used as good bio- preservative and it can also use for medicinal purpose.

#### Keywords

Antibacterial Properties, Secondary Metabolites, Multi Drug Resistant Pathogens.

#### Introduction

Plants have been a valuable source of natural products for a long period of time to maintain human health, especially with more intensive studies in the last decade for natural therapies (Gislene *et al.*, 2000). Spices have been used for not only flavor and aroma of the foods but also to provide antimicrobial properties (Nanasombat *et al.*, 2002). Spices may contribute piquancy

of foods and beverages (Praveen *et al.*, 2006). In addition to these spices are some of the most commonly used natural antimicrobial agents in foods. Some of the natural compounds found in various spices possess antimicrobial. (Hatha *et al.*, 2006). Therefore, actions must be taken to control this problem by using the plant extracts containing phytochemical having antimicrobial properties. (Agaoglu *et al.*,

2007). Keeping in view this fact the present study was conducted to find out the antimicrobial activity of five spices including Clove (*Eugenia caryophyllus*, family Myrtaceae), Cinnamon (*Cinnamomum zylanicum*, family Lauraceae), Black pepper (*Piper nigrum* L. family Piperaceae) Turmeric (*Curcuma longa* family Lauraceae,) and Ajwain (*Trachyspermum ammi*, family Apiaceae) against pathogenic bacteria. Spices have been recognized for their value of preserving foods and medicinal values due to the presence of bioactive antimicrobial compounds. (Shelef, 1983, Papp *et al.*, 2007). Ethno pharmacological studies on spices its anti oxidant, anti-inflammatory (Hirasa *et al.*, 1998).

## Materials and Methods

The spices namely cinnamon (*Cinnamomum zeylanicum*), black pepper (*Pepper nigrum*), clove (*Syzygium aromaticum*), turmeric (*Curcuma domestica*), ajwain (*Trichospermum ammi*) were used for the present study collected from the local market.

### Preparation of spice extract

Extract of each spice was prepared by 30g of dry spice in 300ml acetone and methanol for 48hrs at room temperature for spice extract preparation. .

### The microorganism

Two microbial strains were selected for the experiment on the basis of their pathogenic activity in human being. *Klebsiella pneumoniae* and *Staphylococcus aureus*.

### Preparation of bacterial culture

The stock culture of each of the bacteria

used was sub cultured at 37<sup>0</sup>C for 24 hours.

### Assay for antimicrobial activity

Antimicrobials are agents that kill microorganisms or inhibit their growth. The antimicrobial effects of the plant extracts are sufficient in a way to cater the healing effect. The antimicrobial effect of spices extracts also helps to prevent diseases in many forms. In antimicrobial activity, Minimum inhibition concentrations were determined for each extract. The bacteriostatic and bactericidal effects were determined.

### Minimum Inhibitory concentration (MIC) Well diffusion method

Determination of MICs of the spice extracts was done by well diffusion and agar dilution techniques and the concentrations of the extracts used were 5, 20, 50, 100 µl/ml and 100,150,200 and 250. The lowest concentration that did not permit any visible growth when compared with the control was considered as the minimum inhibitory concentration.

## Results and Discussion

In present studies antimicrobial activity of five spices clove, ajwain, cinnamon, turmeric and black pepper were done. Table -1a, 1b, Graph -1a, 1b, 2a and 2b and fig. -1 and 2, shown the antimicrobial activity of spices extracted in acetone against *Klebsiella pneumoniae*, in turmeric extract maximum zone of inhibition is 12mm at 100(µl/ml) and cinnamon showed maximum zone of inhibition is 14mm at 250(µl/ml) concentration. Similarly the antimicrobial activity of

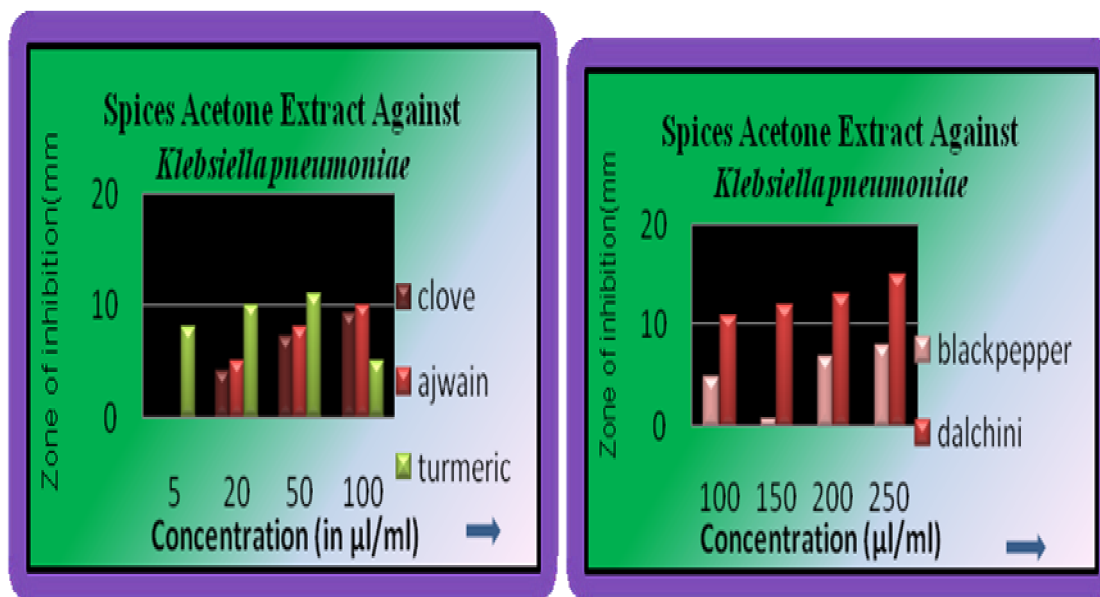
**Table.1(A)** Zone of inhibition of spice extracts against *Klebsiella pneumoniae*

Plant Extract	Dilution of Plant Extract.(µl/MI)								Negative Control
	Acetone extract				Methanol extract				
Conc Extract	5	20	50	100	5	20	50	100	
	<b>Zone of Inhibition (Mm)</b>								
Clove	-	4	7	9	-	7	8	11	-
Ajwain	-	5	8	10	-	5	6	7	-
Turmeric	8	10	11	12	-	5	7	9	-

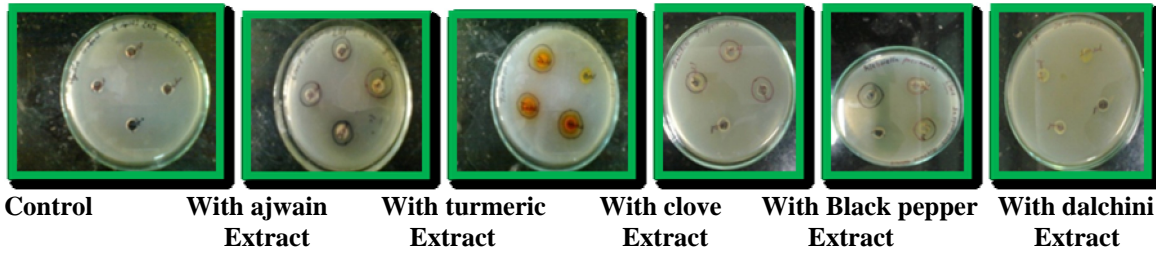
**Table.1(B)** Zone of inhibition of spice extracts against *Klebsiella pneumoniae*

Plant Extract	Dilution of Plant Extract.(µl/MI)								Negative Control
	Acetone extract				Methanol extract				
Conc Extract	100	150	Control	250	100	150		250	
	<b>Zone of Inhibition (Mm)</b>								
Blackpepper	5	6	7	8	6	7	8	9	-
Dalchini	11	12	13	14	8	9	10	11	-

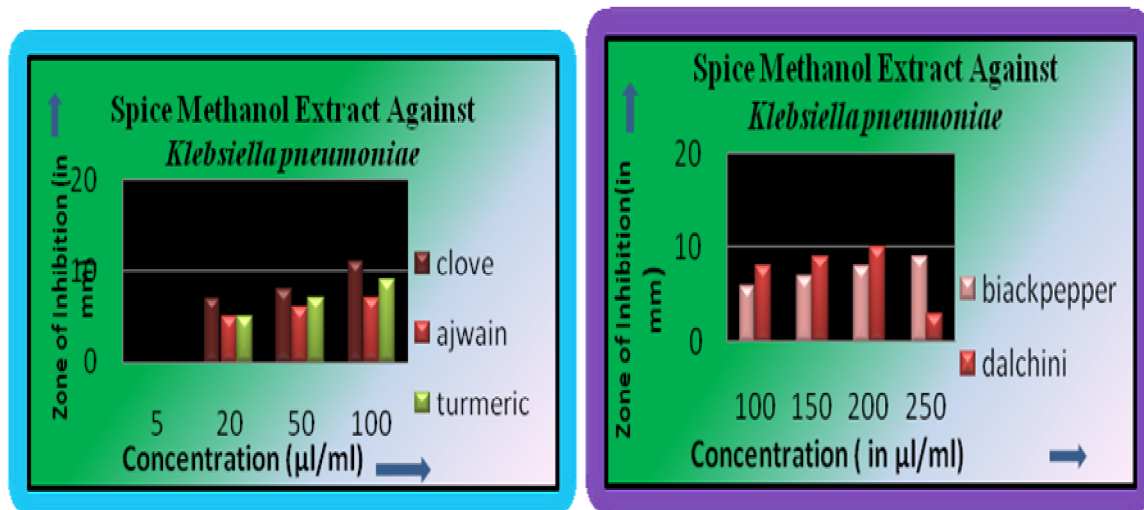
**Graph 1(a) and (b):** Showing zone of inhibition (mm) of acetone extract of spices .



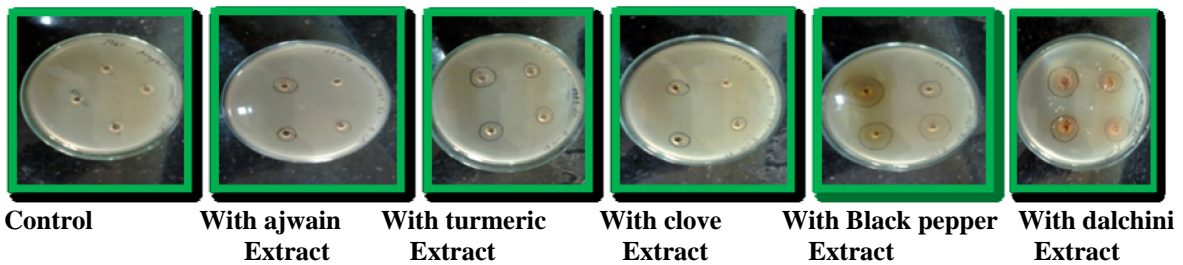
**Fig.1** Inhibition zone photographs of Gram-negative bacteria *Klebsiella pneumoniae* based on agar well diffusion assay for the various extracts of spices



**Fig.1** Inhibition zone photographs of Gram-negative bacteria *Klebsiella pneumoniae* based on agar well diffusion assay for the various extracts of spices



**Graph 2 (a) and (b):** showing zone of inhibition (mm) of methanol extract of spices at different concentration in µl/ml on the *Klebsiella pneumoniae*.



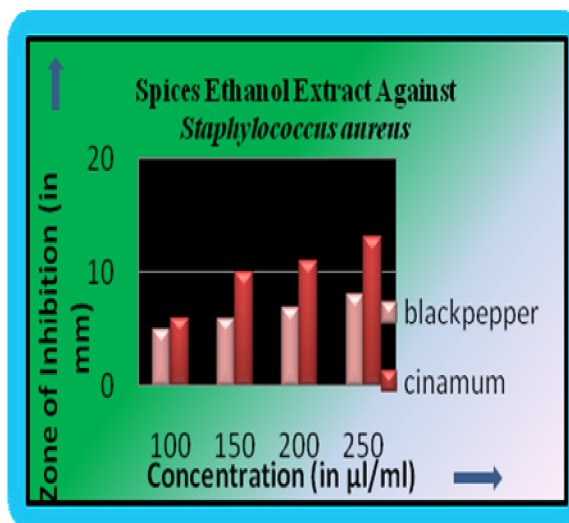
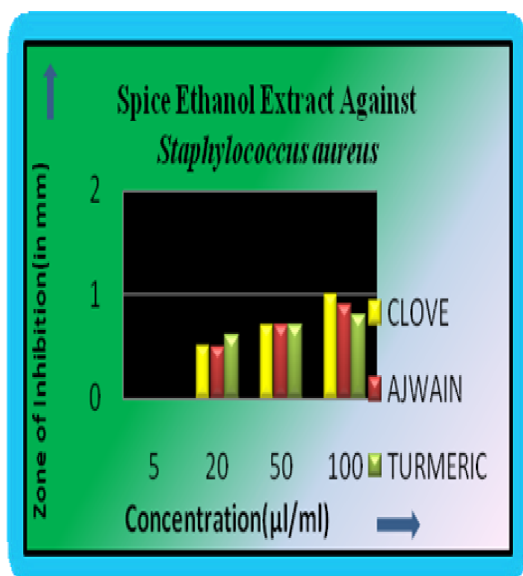
**Table.2(A)** Zone of inhibition of spice extracts against *Staphylococcus aureus*

Plant Extract	Dilution of Plant Extract.(µl/MI)								
	Acetone extract				Methanol extract				Control
Conc Extract	5	20	50	100	5	20	50	100	
Zone of Inhibition (Mm)									
Clove	-	5	7	10	6	8	11	15	-
Ajwain	-	5	7	9	-	5	6	9	-
Turmeric	-	6	7	8	-	5	6	8	-

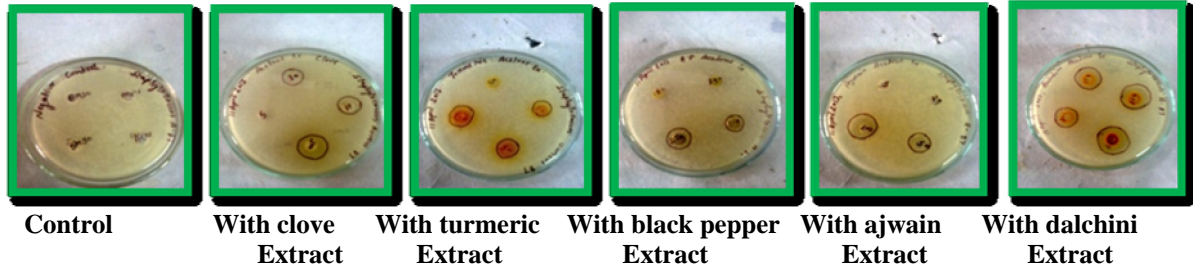
**Table.2(B)** Zone of inhibition of spice extracts against *Staphylococcus aureus*

Plant Extract	Dilution of Plant Extract.(µl/MI)								
	Acetone extract				Methanol extract				Control
Conc Extract	100	150	200	250	100	150	200	250	
Zone of Inhibition (Mm)									
Blackpepper	-	-	5	9	-	6	7	8	-
Dalchini	7	10	11	12	10	12	13	14	-

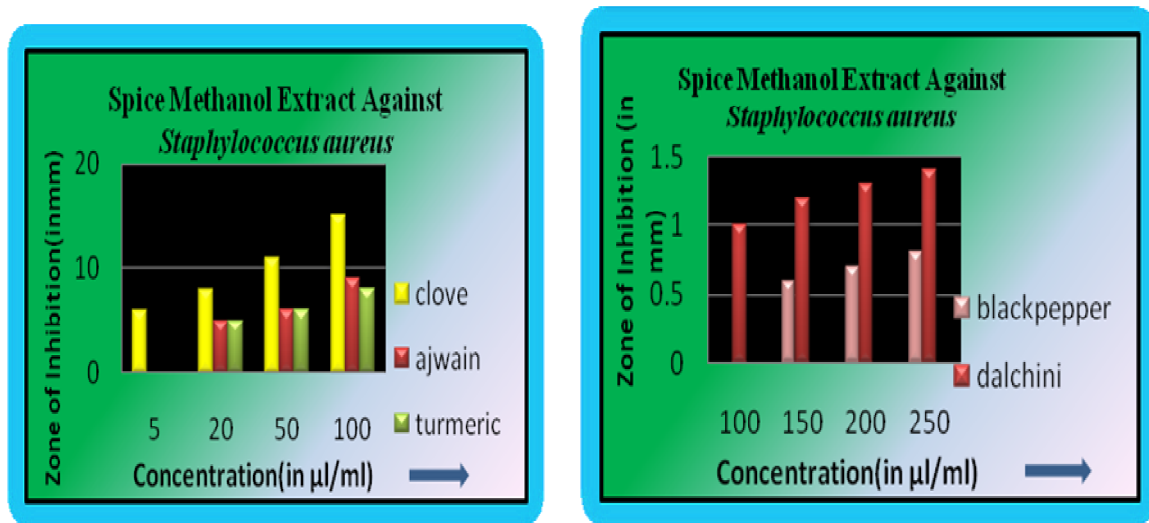
**Graph 3(a) and (b):** showing zone of inhibition (mm) of acetone extract of spices.



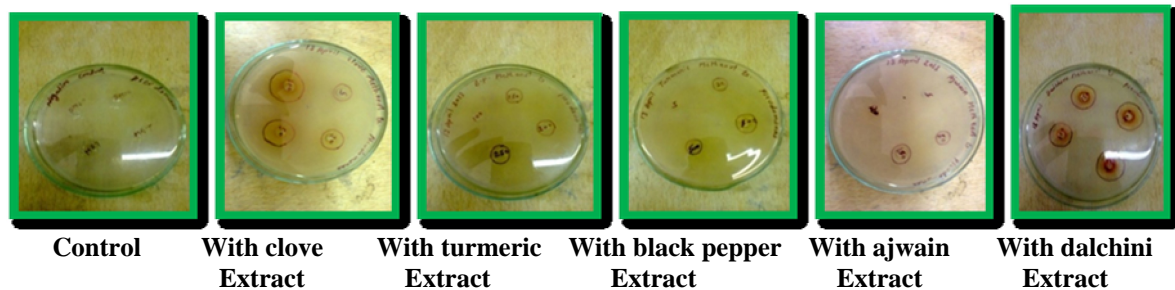
**Fig.3** Inhibition zone photographs of bacteria *Staphylococcus aureus* based on agar well diffusion assay for the acetone extracts of spices



**Graph 4(a) and (b):** Showing zone of inhibition (mm) of methanol extract of spices at different conc.



**Fig.4** Inhibition zone photographs of bacteria *Staphylococcus aureus* based on agar well diffusion assay for the methanol extracts of spices



spices extracted in methanol against *Klebsiella pneumoniae*, in clove extract, maximum zone of inhibition is 11mm in concentration 100( $\mu$ l/ml) and cinnamon shown maximum zone of inhibition is 11mm at 250( $\mu$ l/ml) concentration.

Table-2a, 2b graph-3a, 3b,4a and 4b and fig- 3 and 4, Shown the antimicrobial activity of spices extracted in acetone against *Staphylococcus aureus*, in clove extract, maximum zone of inhibition is 10mm in concentration 100( $\mu$ l/ml), and cinnamon maximum zone of inhibition is 12mm at 250( $\mu$ l/ml) concentration and antimicrobial activity of spices extracted in methanol against *Staphylococcus aureus*, in clove extract, maximum zone of inhibition is 15mm in concentration 100( $\mu$ l/ml), and cinnamon maximum zone of inhibition is 14mm at 250( $\mu$ l/ml) concentration.

The data supports the hypothesis that some common Indian spices have an inhibitory effect on the growth of certain food borne pathogens in tissue culture. The results suggest that turmeric, clove, pepper and ajwain and dalchini powder, they produced significant antimicrobial effects. In the antimicrobial study of spices, antimicrobial activity against *Klebsiella pneumoniae* maximum activity was shown in methanol extract of dalchini, and minimum activity was shown in both acetone and methanol black pepper extract. Antimicrobial activity against *Staphylococcus aureus* maximum activity was shown in methanol extract of dalchini, and minimum activity was shown in both acetone and methanol extract of turmeric and black pepper.

*Cinnamomum zeylanicum* and *Trachyspermum ammi* revealed a significant scope to develop a novel broad

spectrum of antibacterial herbal formulation and can be used for cooked food preservation. Shamsuddeen *et al.*, (2009). 11 essential oils were selected to determine the minimum inhibitory concentrations (MICs) using micro broth dilution test. (Nanasombhand and Lohasupthawee, 2005). Previously investigated that essential oil of clove (*Syzygium aromaticum*) as natural antibacterial agents. (Sabahat Saeed and Perveen Tariq 2008).

Present studies showed that methanol extracts of spices (clove, ajwain, turmeric, black pepper and dalchini) given high antimicrobial activity against different bacteria (*Klebsiella pneumoniae* and *Staphylococcus aureus* shown similarity with the previous results (Abhishekh. Seth, 2010).

## References

- Abhishek, S. 2011. Antimicrobial and phytochemical analysis of common Indian spices against food borne pathogens. Adv Bio Tech.11(5): 22-27.
- Agaoglu, S., Dostbil, N. and Alemdar, S. 2007. Antimicrobial activity of some spices used in the meat industry. Bulletin of the Veterinary Institute in Pulawy. 55:53-57.
- Gislene, G.F.N., Juliana, L., Paulo, C.F., and Giuliana, L.S. 2000. Antibacterial Activity of Plant Extracts and Phytochemicals on Antibiotic Resistant Bacteria. Brazilian J. Microbiology. 31: 247-256.
- Hirasa, K. and Takemasa, M. 1998. Spice Science and Technology. Marcel Dekker Inc. 3: 23-29.
- Indu, M.N., Hatha, A.A.M. and Abirosh, C. 2006. Antimicrobial Activity of Some of the South-Indian Spices Against Serotypes of Escherichia Coli"

- Brazilian Journal of Microbiology. 37:153-158.
- Nanasombat, S. and Lohasupthawee, P. 2005. Antibacterial Activity of Crude Ethanolic Extracts and Essential Oils of Spices Against Salmonellae and other Enterobacteria. *KMITL Science Technology J.* 5(3):527-538.
- Nanasombat, S., Prasertsin, V., Graisin, K., Shain, H. and Thanaboripat, B. 2002. Efficacy of New Enzyme-Linked Immunosorbent Assay for Rapid Detection of Salmonella in Foods. Government Pharmaceutical Organization Report, Bangkok. 51: 53-57.
- Papp, L.V., Holmgren, J. Lu. A. and Khanna, K.K. 2007 From Selenium To Selenoproteins: Synthesis, Identity, and Their Role In Human Health. *Pakistan Journal Botany.* 9(7): 775–806.
- Perween, T. and Nazia, M.A.C. 2006. Bactericidal Activity of Black Pepper, Aniseed and Coriander Against Oral Isolates. *Pakistan J. Pharmaceutical Sciences.* 19(3): 214-218.
- Sabahat, S. and Perween, T. 2008. In Vitro Antibacterial Activity of Clove Against Gram Negative Bacteria. *Pakistan Journal Botany.* 40(5): 21-57.
- Shamsuddeen, U., Ameh, J.B., Oyeyi, T.I. and Dantata, A.A. 2009. Study on The Phytochemical and Invitro Antibacterial Activity of Some Spice Extracts on Some Bacteria Isolated From Meat Products. *Journal of Pure and Applied Sciences.* 2(1):101– 104.
- Shelef, L.A. 1983 Antimicrobial effects of spices. *J. Food Safety.* 6:29-34.