

# ST. NORBERT

COLLEGE



2019-20 MEN'S HOCKEY YEARBOOK

2008 • 2011 • 2012 • 2014 • 2018 • NCAA DIVISION III CHAMPIONS



- 1997 Final Eight
- 1998 Final Eight
- 1999 Final Eight
- 2002 Final Eight
- 2003 Frozen Four
- 2004 Runner-Up
- 2005 Final Eight
- 2006 Runner-Up
- 2007 Frozen Four
- 2008 National Champion**
- 2010 Runner-Up
- 2011 National Champion**
- 2012 National Champion**
- 2013 Final Eight
- 2014 National Champion**
- 2016 Runner-Up
- 2017 Frozen Four
- 2018 National Champion**
- 2019 Final Eight



**NCHA Regular Season Champion**

- |      |      |      |      |
|------|------|------|------|
| 1997 | 1998 | 1999 | 2002 |
| 2003 | 2004 | 2005 | 2006 |
| 2007 | 2008 | 2010 | 2011 |
| 2012 | 2014 | 2016 | 2019 |

**NCHA Playoffs Champion**

- |      |      |      |      |
|------|------|------|------|
| 1998 | 1999 | 2003 | 2004 |
| 2005 | 2007 | 2008 | 2010 |
| 2011 | 2012 | 2013 | 2014 |
| 2017 | 2018 | 2019 |      |



## Table of Contents

General Information	3
About St. Norbert College	4-5
Head Coach Tim Coghlin	6-7
Assistant Coaches	8
2018-19 Roster	9
Returning Lettermen	10-17
Newcomers	19
Sid Watson Award	20
NCHA Information	21-22
2018-19 Statistics	23-24
2018-19 Game Summaries	25-26
NCAA Champions	27-31
All-Americans	32-35
NCAA Tournament History	36
Honors and Awards	37-39
All-Time Leaders	40-41
Year-By-Year Statistics	42
All-Time Statistics	43
All-Time Results	44-48
All-Time Roster	49-50
Media Information	51
Schedule	52

## Quick Facts

**Location:** De Pere, Wisconsin 54115  
**Founded:** 1898  
**Enrollment:** 2,168  
**Nickname:** Green Knights  
**Colors:** Dartmouth Green and Old Gold  
**Stadium:** Cornerstone Community Center (1,674)  
**National Affiliation:** NCAA III  
**Conference Affiliation:** Northern Collegiate Hockey Association  
**President:** Brian Bruess  
**Athletics Director:** Tim Bald  
**Sports Information Director:** Dan Lukes  
 SID Phone: (920) 403-4077  
 SID FAX: (920) 403-3128  
 SID E-Mail: dan.lukes@snc.edu  
**Athletic Trainers:** Heather Erfurt, Evan Teske, Jason Dubs, Miranda Magadanz, Mitch Bertrand  
**Head Hockey Coach:** Tim Coghlin  
**Alma Mater:** UW-Stevens Point, 1989  
**Record (Years):** 579-147-56 (27th)  
**Office:** (920) 403-2025  
**Assistant Coaches:** Andy Brandt, Tommy Cianflone, Kipp Karakas

The mission of the St. Norbert College Department of Intercollegiate Athletics is to provide scholar-athletes with a quality experience that is intellectually, spiritually and personally challenging. The program promotes student growth in athletic skills, leadership, spirituality, teamwork, self-discipline and sportsmanship. This mission is supported by the philosophy and goals of NCAA Division III.

## Staff Directory


**Mailing address:** Mulva Family Fitness & Sport Center  
 St. Norbert College  
 100 Grant St.  
 De Pere, WI 54115-2099

All telephone numbers are area code 920

### STAFF

**Athletics Director**  
 Tim Bald (Loras, 1980) 403-3031  
**Asst. AD/Athletic Communications**  
 Dan Lukes (UW-Oshkosh, 1998) 403-4077  
**Asst. AD/Senior Woman Administrator**  
 Abby Gildernick (St. Norbert, 2014) 403-3921  
**Certified Athletic Trainers**  
 Heather Erfurt (Lasell, 2008) 403-3179  
 Evan Teske (Wisconsin Lutheran, 2015) 403-3179  
 Jason Dubs (McDaniel, 2013) 403-3179  
 Miranda Magadanz (UW-Oshkosh, 2017) 403-3179  
 Mitch Bertrand (Carroll, 2015) 403-3179  
**Administrative Assistant**  
 Jenny DeCleene 403-3031

**Baseball**  
 Mike Wallerich (St. Norbert, 2009) 403-3545  
**Basketball, Men's**  
 Gary Grzesk (UW-Green Bay, 1996) 403-3137  
**Basketball, Women's**  
 Amanda Leonhard-Perry (UWGB, 2003) 403-3033  
**Cheer**  
 Ashley Appleton (St. Norbert, 2014) 403-3031  
**Cross Country, Men's and Women's**  
**Track and Field, Men's and Women's**  
 Don Augustine (Westminster-Pa., 2001) 403-3456  
**Dance**  
 Natalie Wheeler (St. Norbert, 2015) 403-3031  
**Football**  
 Dan McCarty (UM-Duluth, 2000) 403-4232  
**Golf, Men's**  
 Tripp Maher (St. Norbert, 1980) 403-3023  
**Golf, Women's**  
 John Sabo (St. Norbert, 2007) 403-3031  
**Ice Hockey, Men's**  
 Tim Coghlin (UW-Stevens Point, 1989) 403-3034  
**Ice Hockey, Women's**  
 A.J. Aitken (Michigan Tech, 2000) 403-2022  
**Soccer, Men's**  
 Derek Rhodes (Massachusetts, 2004) 403-3031  
**Soccer, Women's**  
 Bob Rickards (Coll. of Charleston, 1995) 403-3027  
**Softball and Equipment Manager**  
 JoAnn Krueger 403-4080  
**Swimming & Diving, Men's & Women's**  
 Hannah Saiz (Kenyon, 2013) 403-3397  
**Tennis, Men's**  
 Matt Keesey (UW-Green Bay, 2010) 403-3031  
**Tennis, Women's**  
 Tim Dean 403-3031  
**Volleyball, Women's & Men's**  
 B.J. Bryant (Lakeland, 2008) 403-3031



**Brian Bruess**  
 President



**Jennifer Bonds-Raacke**  
 Vice President  
 for Academic Affairs



**Julie Massey**  
 Interim Vice President  
 for Mission and Student Affairs



**Charles Jacobs**  
 Faculty  
 Representative



**Tim Bald**  
 Athletics Director

# Pursue what matters at **St. Norbert College**



- Student-faculty collaborations that set you apart from your peers.
- Study abroad at 70 sites, in 30 countries, on six continents.
- Internships and service opportunities locally, nationally and globally.
- 100+ student organizations and clubs to fit your interests.
- Not just job skills, but life skills - critical-thinking, problem-solving and communication.
- Division III athletics - 23 varsity sports, with plenty of club and intramural sports.
- An education rooted in values and built on community.



**Experience all that St. Norbert College has to offer!**

**Apply today for Fall 2020 at [snc.edu/go/apply](https://snc.edu/go/apply).**

Office of Admission • 800-236-4878 • [admit@snc.edu](mailto:admit@snc.edu) • [www.snc.edu](https://www.snc.edu)





## Athletics Facilities

**Mulva Family Fitness & Sports Center:** (formerly the Schuldes Sports Center), home of St. Norbert's basketball and volleyball teams, underwent a \$26-million expansion and renovation and opened in spring 2017. The refurbished and enlarged facility will feature a state-of-the-art fitness center and a new swimming pool on the east side of the sports center, looking out to the Fox River.

The reimagined 129,400 sq. ft. building also will include new administrative offices for the athletics staff and the addition of a second floor. Its arena will continue to provide a 116-by-230-foot multipurpose area with a seating capacity of 2,500 for major sporting events and up to 5,000 for other high-attendance programs. The arena offers a full collegiate basketball court, an indoor track, four volleyball courts and four intramural basketball courts.

**Mel Nicks Sports Complex:** home of the Green Knights baseball and softball teams where the baseball team ranked second in Division III in home attendance in 1997 and 2000. New baseball and softball fields opened in spring of 2015.

**Cornerstone Community Ice Center:** The state-of-the-art facility is home to the St. Norbert hockey team. The rink opened in March 2000 and features seating for nearly 2,000 fans.

**Donald J. Schneider Stadium:** St. Norbert College proudly opened Donald J. Schneider Stadium, located on De Pere's near west side, in September 2010.

The 2,454-seat facility houses the Green Knights in football, men's and women's soccer and men's and women's outdoor track and field. Schneider Stadium has hosted numerous post-season and championship events.

## Green Knights Achieve Academic and Athletic Success

In addition to the success of our teams, many of our individual athletes have earned distinction on and off the field. Not only has St. Norbert had national champions and all-conference performers, but several Academic All-Americans and Academic All-Conference selections as well.

### Academic Success

- St. Norbert had 192 athletes earn Academic All-Conference honors in 2018-19.
- 76 athletes have earned Academic All-American accolades, the most by a Midwest Conference school.

### Athletic Success

- St. Norbert had another successful year during the 2018-19 school year. The Green Knights compiled a 167-134-8 overall record, including a strong 105-45-5 mark in conference action.
- During 2018-19, St. Norbert captured six Midwest Conference championships.
- The St. Norbert College hockey team won the 2008, 2011, 2012, 2014 and 2018 NCAA Division III national championship.
- Since 2001, St. Norbert has claimed seven individual NCAA Division III national champions in track and field.
- St. Norbert has won 123 Midwest Conference championships since joining the league in 1983.
- St. Norbert has won 16 Northern Collegiate Hockey Association titles and 15 NCHA post-season championships since joining the league in 1994.

# HEAD COACH TIM COGHLIN



St. Norbert College hockey has been a model of consistency under Tim Coghlin's leadership.

Coghlin's teams have totaled a 579-147-56 record in his 26 seasons behind the Green Knights' bench. St. Norbert has appeared in 19 NCAA Division III Tournaments since 1997, highlighted by its national championships in

2008, 2011, 2012, 2014 and 2018. The Green Knights have made 12 Frozen Four appearances, and placed as national runner-up in 2004, 2006, 2010 and 2016. Coghlin's nine national title game appearances as a head coach is tied for the most in NCAA Division III history.

The Green Knights have won at least 20 games a staggering 21 times in the last 23 seasons – all while playing a 25-game regular season. St. Norbert has won at least 18 games in each of the last 23 seasons, a string of success unmatched in NCAA Division III hockey history.

St. Norbert capped off its fifth national championship in 2018 by winning a pulsating double-overtime game over Salve Regina in Lake Placid, N.Y., for the title. The Green Knights matched a Division III record with their 12th Frozen Four appearance, and won at least 27 games for the sixth time in program history.

The Green Knights advanced to their 11th Frozen Four in 2017 and claimed the Northern Collegiate Hockey Association Harris Cup Playoffs championship. St. Norbert went 3-0 during the season against fellow Frozen Four-qualifier Adrian, winning all three games on the Bulldogs' home ice.

St. Norbert made its tenth Frozen Four trip in 2016, finishing as national runner-up with a 25-4-2 record. The Green Knights claimed a pulsating 8-7 double-overtime win over UMass-Boston in the national semifinals, and earned a share of their 15th Northern Collegiate Hockey Association regular-season championship.

The Green Knights fashioned an impressive season in 2014 to claim their fourth national championship, going 18-1-1 in their last 20 games. St. Norbert, which beat UW-Stevens Point 3-1 in the national title game in Lewiston, Maine, became the first team in Division III to lead the country in scoring offense and scoring defense in the same season since the NCAA started tracking hockey statistics in 1996.

St. Norbert won its third national championship in 2012, a season that concluded with an impressive 14-1-1

finish. The Green Knights dispatched No. 1-ranked Norwich and No. 3-rated Oswego State both by 4-1 scores at the Frozen Four in Lake Placid, N.Y., to lock up the title and finish 21-5-5.

Coghlin led St. Norbert to the national title in 2011, finishing a 25-4-1 season with a 4-3 win over Adrian in the title game in Minneapolis. The Green Knights won the title despite having its lowest-scoring team since 1995 thanks to a stifling defense that led the country in least goals allowed for the third time in five years.

The Green Knights also captured the NCAA Division III national championship in 2008. Ending the season on an impressive 29-game unbeaten streak, the championship run climaxed in Lake Placid, N.Y. with a 2-0 triumph over Plattsburgh State for the title. The Green Knights' 27-1-4 season marked the fewest losses ever for an NCAA Division III hockey champion. Coghlin was bestowed following the season with the Edward Jeremiah Award, given annually to the NCAA Division III men's coach of the year. He earned the honor a second time in 2011.

Over the past 23 seasons, St. Norbert has registered an outstanding 548-111-48 ledger, which includes 16 NCHA regular-season championships and 15 NCHA post-season titles. Coghlin's teams have been especially tough to beat at home since moving into the Cornerstone Community Center in 2000, going a robust 263-30-15 on home ice during the 19 years the Green Knights have occupied the building. St. Norbert also set a school-record 37-game overall unbeaten streak spanning 13 months from the 2007-08 and 2008-09 seasons.

Player development has also been one of Coghlin's fortes. Four of his players – Rob Smillie in 1999, Maris Ziedins in 2003, Kyle Jones in 2008 and David Jacobson in 2014 – have won the prestigious Sid Watson Award, given to the top player in small-college hockey each year. Ziedins also went on to represent his native Latvia in the 2006 Winter Olympics.

Named St. Norbert's third varsity head coach on May 26, 1993, Coghlin immediately went to work into laying the foundation for future success.

Following a 10-9-1 rookie campaign, St. Norbert entered its first season in the NCHA. The Green Knights finished sixth in the league in 1994-95 and nearly toppled UW-Stevens Point in the first round of the league playoffs.

It would be the last and only time St. Norbert has finished out of the top half of the NCHA standings. The Green Knights improved to fourth with a 10-8-2 mark in 1995-96, and broke through to win the league title in 1996-97.

St. Norbert fashioned a 27-6 record in 1997-98 while winning a second consecutive NCHA championship. The Green Knights had five one-goal losses that season and the other game by just two goals. St. Norbert finished the hat trick in 1998-99, again winning the NCHA regular-season and playoff titles.

The Green Knights finished second in the NCHA in 1999-2000 but still managed 22 wins and a 19-game unbeaten streak, and then placed third in 2000-01. St. Norbert answered those seasons with its fourth and fifth NCHA championships the next two years.

In 2001-02 and 2004-05, Coghlin led St. Norbert to a 12-0-2 regular-season record in the NCHA, becoming the first coach in league history to lead a team to an unbeaten season two different times. The 2007-08 season marked the third time the Green Knights have went unbeaten against a demanding NCHA schedule.

St. Norbert ended the 2004-05 season ranked No. 1 for the third consecutive year. The Green Knights also ended the 2003-04 regular season ranked No. 1 and made their first NCAA Division III championship game appearance, losing 1-0 in overtime to Middlebury. During the 2002-03 season, St. Norbert was ranked No. 1 for 10 weeks, including eight straight weeks in late January to mid-March.

Coghlin was named NCHA Coach of the Year eight times. He also received the Lee Rimmel Award for Outstanding Achievement in April 2005.

No stranger to success as a player, he captained UW-Stevens Point's first NCAA Division III championship team in 1989 and was an assistant coach with the Pointers when they won the national title in 1993 and finished runner-up in 1992.

Coghlin was a two-time All-America selection as a defenseman and three-time All-NCHA selection at Stevens Point, where he was inducted into the school's athletic Hall of Fame and ranks among the Pointers' all-time scoring leaders.

Following his collegiate career, Coghlin signed with the Vancouver Canucks and played briefly with the Milwaukee Admirals in 1989. He injured his shoulder in training camp the next season and joined the Fife Flyers of the British Premier League as a player and assistant coach.

A native of Summerland, British Columbia, Coghlin holds a master's degree in education and a bachelor's degree in communications, both from UW-Stevens Point.

Coghlin, who completed the Wisconsin Ironman Triathlon in 2006, resides in Suamico with his wife, Barb, son, Joseph, and daughter, Faith.

## Coghlin at St. Norbert

### A Tradition of Excellence

Year	Overall	Pct.	NCHA	Pct.	Finish
1993-94	10-9-1	.525	-	-	-
1994-95	9-14-4	.391	5-12-3	.325	6th
1995-96	12-13-3	.480	10-8-2	.550	4th
1996-97	21-9-1	.694	16-4-0	.800	1st
1997-98	27-6-0	.818	17-3-0	.850	1st
1998-99	25-5-3	.803	12-2-2	.813	1st
1999-00	22-5-2	.793	10-3-1	.750	2nd
2000-01	18-8-3	.672	9-4-1	.679	3rd
2001-02	23-5-3	.790	12-0-2	.929	1st
2002-03	27-2-2	.903	12-1-1	.893	1st
2003-04	27-3-2	.875	11-2-1	.821	1st
2004-05	24-3-3	.850	12-0-2	.929	1st
2005-06	25-5-2	.813	10-2-2	.786	1st
2006-07	25-4-2	.839	10-3-1	.750	T1st
2007-08	27-1-4	.906	10-0-4	.857	1st
2008-09	19-8-1	.696	8-5-1	.607	4th
2009-10	24-4-3	.823	14-2-2	.833	1st
2010-11	25-4-1	.850	14-3-1	.806	1st
2011-12	21-5-5	.758	12-4-2	.722	1st
2012-13	23-6-1	.783	13-4-1	.750	2nd
2013-14	28-3-1	.891	16-2-0	.889	1st
2014-15	20-6-2	.750	13-4-1	.750	2nd
2015-16	25-4-2	.839	17-2-1	.875	T1st
2016-17	22-6-1	.776	15-4-1	.775	2nd
2017-18	27-4-1	.859	15-3-0	.833	2nd
2018-19	23-5-3	.790	14-3-1	.806	1st
<b>Totals</b>	<b>579-147-56</b>	<b>.776</b>	<b>307-80-33</b>	<b>.770</b>	

**NCAA Division III Champion:** 2008, 2011, 2012, 2014, 2018

**NCAA Division III Frozen Four Appearances:** 2003, 2004, 2006, 2007, 2008, 2010, 2011, 2012, 2014, 2016, 2017, 2018

**NCAA Division III Tournament Appearances:** 1997, 1998, 1999, 2002, 2003, 2004, 2005, 2006, 2007, 2008, 2010, 2011, 2012, 2013, 2014, 2016, 2017, 2018, 2019

**NCHA Regular-Season Titles:** 1997, 1998, 1999, 2002, 2003, 2004, 2005, 2006, 2007, 2008, 2010, 2011, 2012, 2014, 2016, 2019

**NCHA Playoffs Titles:** 1998, 1999, 2003, 2004, 2005, 2007, 2008, 2010, 2011, 2012, 2013, 2014, 2017, 2018, 2019

**NCAA Division III Coach of the Year:** 2008, 2011

**NCHA Coach of the Year:** 1998, 2002, 2005, 2006, 2008, 2010, 2016, 2019

**NCHA Coach of the Year:** 1998, 2002, 2005, 2006, 2008, 2010, 2016

## Coghlin vs. Opponents

Adrian	12-8-0	Plattsburgh State	2-0-0
Alabama-Huntsville	0-2-0	RIT	2-3-1
Alaska-Fairbanks	0-2-0	St. John's	11-1-1
Amherst	1-0-0	St. Mary's	9-3-0
Augsburg	10-2-2	St. Olaf	9-0-1
Aurora	6-0-0	St. Scholastica	56-10-4
Bemidji State	4-5-1	St. Thomas	9-3-2
Bethel	15-0-0	Salem State	0-1-0
Buffalo State	5-0-1	Salve Regina	1-0-0
Colby	1-0-0	Southern Maine	1-0-0
Concordia-Moorhead	7-0-0	Stevenson	1-0-0
Concordia-Wis.	10-2-0	Trine	4-0-0
Curry	1-0-0	Trinity	0-1-0
Elmira	2-1-0	Williams	0-1-0
Finlandia	14-0-0	UW-Eau Claire	50-7-4
Fitchburg State	1-0-0	UW-River Falls	40-18-3
Fredonia State	4-1-1	UW-Stevens Point	48-21-7
Geneseo State	1-0-0	UW-Stout	41-7-3
Gustavus Adolphus	14-2-1	UW-Superior	36-19-12
Hamline	7-1-1		
Hobart	1-0-0		
Lake Forest	49-7-5		
Lawrence	28-1-1		
Manhattanville	2-1-1		
Marian	28-2-2		
UMass-Boston	1-0-0		
Mercyhurst	1-1-2		
Middlebury	2-4-0		
MSOE	15-4-0		
Neumann	1-0-0		
Northland	11-1-0		
Norwich	3-3-0		
Oswego State	2-2-0		

## Milestone Victories

No.	Date	Opponent	Score
1	11/19/93	at Bethel	7-4
50	1/31/97	at Marian	6-2
100	2/20/99	St. Scholastica	9-5
150	11/16/01	at St. Olaf	5-1
200	11/15/03	Hamline	9-0
250	11/11/05	St. Mary's	11-3
300	11/16/07	at UW-Stevens Point	3-1
350	11/27/09	vs. Lawrence	2-1
400	1/20/12	at UW-Stout	4-1
450	1/25/14	at MSOE	2-0
500	2/6/16	at Northland	3-0
550	2/16/18	Lawrence	3-0

# Assistant Coaches



## Andy Brandt

Andy Brandt is in his third season as associate head coach at St. Norbert.

Brandt, a Wausau, Wis., native, made a significant impact in his first season with the Green Knights, who won their fifth

NCAA Division III national championship in 2017-18. The Green Knights finished with a 27-4-1 season, concluding the year with a 12-game winning streak. St. Norbert followed up with another NCAA Division III Tournament berth in 2018-19.

Brandt arrived at St. Norbert after spending two-and-a-half seasons as the head coach and general manager of the Atlanta Gladiators of the ECHL. He was also an assistant coach with the Gladiators for the 2013-14 season and into the 2014-15 season before being promoted.

Brandt spent seven seasons as a professional player, mostly with the then-Gwinnett Gladiators. He appeared in a team-record 357 games, scoring 76 goals and 116 assists for 192 points. Brandt was an assistant captain from 2007-12 before serving as the team captain in 2012-13. Brandt also played in the AHL for the Lake Erie Monsters, Manitoba Moose and Abbotsford Heat, while also playing in the ECHL for the Victoria Salmon Kings.

Brandt played four seasons and appeared in 130 games at the University of Wisconsin from 2003-04 to 2006-07, highlighted with the Badgers' NCAA championship in 2006. He was twice named the team's Seventh Man Award recipient.

A 2009 graduate of the University of Wisconsin, Brandt lives in De Pere with his wife, Ashley, a son, Willis, and daughter, Isla.



## Tommy Cianflone

Following a distinguished playing career at St. Norbert, Tommy Cianflone is in his 13th season as an assistant with the Green Knights.

Cianflone, a LaSalle, Quebec, native, played at St. Norbert from 1998 to 2000. In his three seasons playing for the Green Knights, Cianflone became the first defenseman in school history to score 100 career pints. He scored 32 points in 1998-99 and was named a second-team All-American. In 1999-2000, he scored 39 points (9-30-39) to set a school season scoring record that still stands and was a first-team All-America selection.

Following his St. Norbert career, Cianflone played for the New Mexico Scorpions of the Western Professional Hockey League.

Cianflone graduated from St. Norbert in 2000, earning his degree in three years. He was inducted into the St. Norbert College Intercollegiate Athletics Hall of Fame in October 2013.



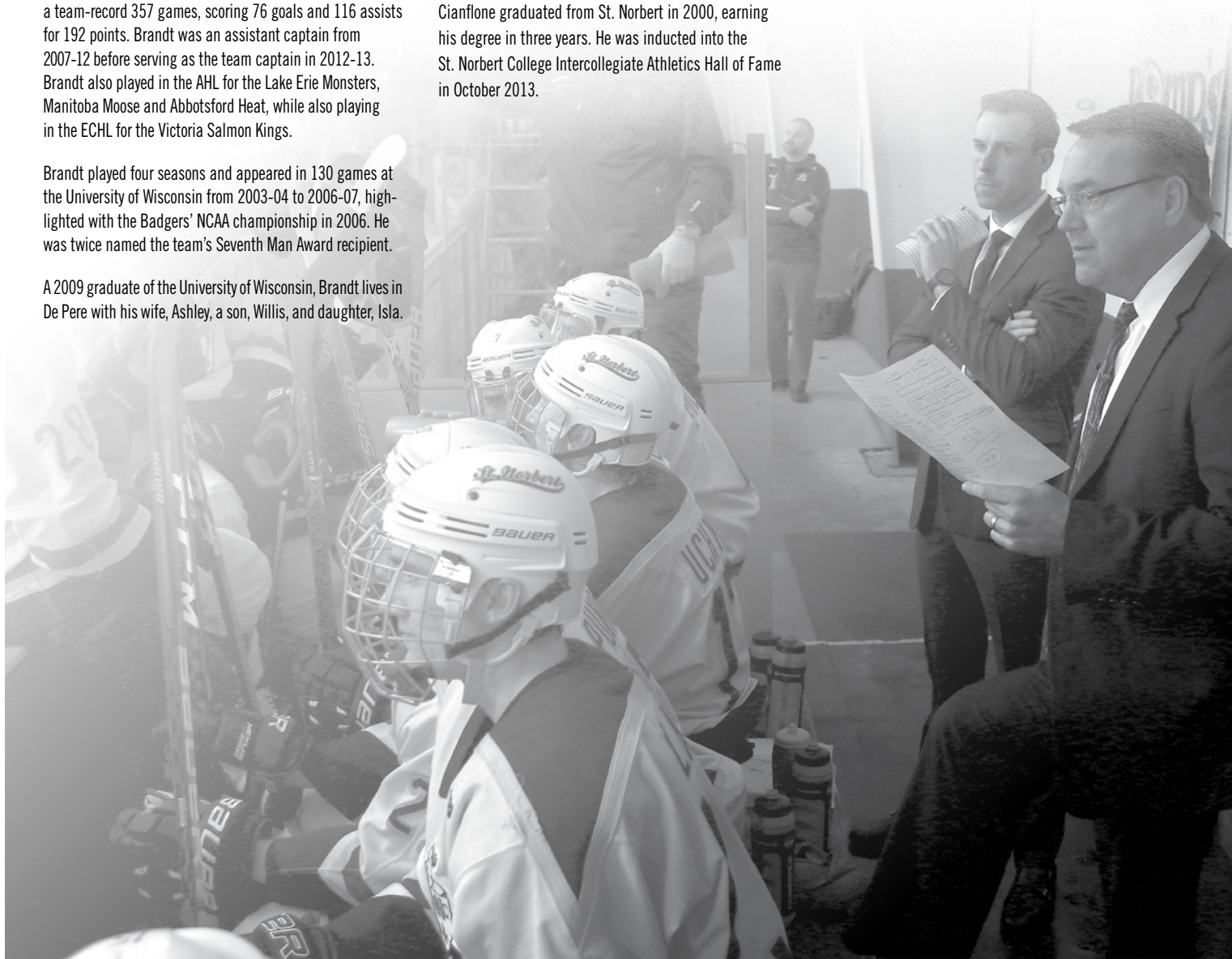
## Kipp Karakas

Kipp Karakas is in his fifth season in his second stint on the St. Norbert coaching staff, and will work primarily with the goaltenders.

Karakas, a Green Bay native, was a member of Tim Coghlin's first coaching staff at St. Norbert in 1993 and continued through the 1996-97 season. He then spent six years as the coach and director of hockey for the Green Bay Jr. Gamblers, and then spent seven years as the head coach of the Green Bay United high school program.

A 1988 St. Norbert graduate, Karakas played goaltender at St. Norbert during the program's last four years as a club sport, and was named all-conference three times.

Karakas lives in Green Bay and has three children.





No.	Name	Yr.	Pos.	Hgt.	Wgt.	Hometown
1	Colby Entz	Fr.	G	5-10	175	Churchbridge, Saskatchewan
3	Tim Nicksic **	Jr.	F	5-10	190	Tomah
4	Keenan Spillum *	So.	D	6-3	195	Phoenix, Ariz.
6	Chase Mickelson *	So.	D	6-3	225	Rice Lake
7	Brendon Gysbers *	So.	D	6-0	190	Fond du Lac
8	Jack Kelly *	So.	D	6-1	205	Keller, Texas
9	Dominick Sacco *** (A)	Sr.	F	5-9	170	Brooklyn, N.Y.
10	Peter Bates ** (A)	Jr.	F	5-11	190	Evanston, Ill.
11	Jack Thomas ** (C)	Jr.	D	6-2	205	Calgary, Alberta
12	Keegan Milligan **	Jr.	F	6-0	205	Emerald Park, Saskatchewan
14	Michael Spethmann	Fr.	F	6-2	195	Victoria, Minn.
15	Peyton Frantti *	So.	F	6-4	195	Spring Grove, Ill.
16	Ben Schmidling	Fr.	F	5-10	170	Hockessin, Del.
18	Jack Gaffney *	So.	F	5-11	190	Clarendon Hills, Ill.
19	Max Brainin	Fr.	F	5-10	205	Buffalo Grove, Ill.
20	Brendan Aird	Fr.	D	5-10	180	Orland Park, Ill.
21	Michael McChesney	Fr.	F	5-9	200	Dickinson, N.D.
22	Steven Mather **	Jr.	F	6-0	180	Issaquah, Wash.
23	Kurt Black ***	Sr.	F	6-1	205	Lake Country, British Columbia
24	Logan Froberg **	Jr.	F	5-9	170	Green Bay
25	Evan Cholak *	So.	F	5-7	170	Kenosha
26	Brendan Mark	Fr.	D	6-0	190	Grand Rapids, Minn.
27	Mitchell Zambon	Fr.	F	6-2	165	Saskatoon, Saskatchewan
28	Luke Davison **	Jr.	D	6-0	185	De Pere
31	Austin Smith *	So.	G	6-3	195	Orland Park, Ill.
35	Ryan Bontorin **	Jr.	G	6-0	180	Calgary, Alberta

\* - varsity letters earned

**Head Coach:** Tim Coghlin    **Associate Head Coach:** Andy Brandt    **Assistant Coaches:** Tommy Cianflone, Kipp Karakas

## Geographical Roster

### Wisconsin (6)

Evan Cholak (Kenosha)  
 Luke Davison (De Pere)  
 Logan Froberg (Green Bay)  
 Brendon Gysbers (Fond du Lac)  
 Chase Mickelson (Rice Lake)  
 Tim Nicksic (Tomah)

### Illinois (6)

Brendan Aird (Orland Park)  
 Peter Bates (Evanston)  
 Max Brainin (Buffalo Grove)

Peyton Frantti (Spring Grove)  
 Jack Gaffney (Clarendon Hills)  
 Austin Smith (Orland Park)

### Saskatchewan (3)

Colby Entz (Churchbridge)  
 Keegan Milligan (Emerald Park)  
 Mitchell Zambon (Saskatoon)

### Alberta (2)

Ryan Bontorin (Calgary)  
 Jack Thomas (Calgary)

### Minnesota (2)

Brendan Mark (Grand Rapids)  
 Michael Spethmann (Victoria)

### Arizona (1)

Keenan Spillum (Phoenix)

### British Columbia (1)

Kurt Black (Lake Country)

### Delaware (1)

Ben Schmidling (Hockessin)

### New York (1)

Dominick Sacco (Brooklyn)

### North Dakota (1)

Michael McChesney (Dickinson)

### Texas (1)

Jack Kelly (Keller)

### Washington (1)

Steven Mather (Issaquah)

# Returning Lettermen



## Peter Bates - #10 - (A)

Jr. — F — 5-11 — 190  
Evanston, Ill.

**Career:** Two varsity letters. Played in 63 games, scoring 22 goals and 37 assists for 59 points. **2019:** In 31 games, scored 11 goals and 20 assists for 31 points. Scored in 21 games. Registered career-high four points with one goal and three assists in 9-0 win over Finlandia. Had two goals and one assist for three points in 8-1 win over Finlandia. Scored one goal and one assist for two points in 3-2 win over Trine. Finished with two-assist games in 5-0 win over Milwaukee School of Engineering, in 3-2 overtime loss to Milwaukee School of Engineering, in 7-2 win over St. Scholastica and in 7-0 win over Adrian. **2018:** In 32 games, scored 11 goals and 17 assists for 28 points. Scored in 20 games. Named to Northern Collegiate Hockey Association All-Freshmen Team. Scored three assists for three points in 4-1 win over MSOE. Scored two goals for two points in 4-3 loss to St. Scholastica. Finished with one goal and one assist for two points in 3-0 win over Trine, in 5-4 loss to Northland, in 6-0 win over Finlandia and in 3-1 win over Lawrence. **Before SNC:** Played with the Janesville Jets of the NAHL in 2016-17, scoring 24 goals and 32 assists for 56 points in 58 games. Split 2015-16 season with Janesville and Lone Star Brahmas of NAHL, totaling 11 goals and 10 assists for 21 points in 57 games. Split 2014-15 season with Johnstown Tomahawks and Michigan Warriors of NAHL, scoring nine goals and 11 assists for 20 points in 44 games. Finished with NAHL career totals of 44 goals and 53 assists for 97 points in 159 games. **Personal:** Majoring in economics. Attended Evanston Township High School. Enjoys hanging out with friends. Birthdate is 8/31/96.

### Bates' Career Statistics

Year	GP	G	A	Pts	Pen-PIM	PPG	SHG	GWG
2018	32	11	17	28	7-14	5	0	5
2019	31	11	20	31	7-14	5	0	1
<b>Totals</b>	<b>63</b>	<b>22</b>	<b>34</b>	<b>59</b>	<b>14-28</b>	<b>10</b>	<b>0</b>	<b>6</b>

### Bates' Career Bests

**Goals:** 2 (2 times, last 2/9/19 vs. Finlandia)  
**Assists:** 3 (2 times, last 2/16/19 vs. Finlandia)  
**Points:** 4 (2/16/19 vs. Finlandia)  
**Multi-Goal Games:** 2  
**Multi-Point Games:** 13  
**First Career Goal:** 11/10/17 vs. Trine  
**First Career Assist:** 11/3/17 vs. Concordia-Wis.

### Career Stats vs. 2019-20 Opponents

Adrian	3-3-6 (5 GP)	Marian	1-1-2 (6 GP)
Augsburg	3-0-3 (6 GP)	MSOE	0-7-7 (4 GP)
Aurora	1-1-2 (3 GP)	Neumann	1-0-1 (1 GP)
Concordia (Wis.)	0-2-2 (2 GP)	St. Scholastica	2-4-6 (4 GP)
Finlandia	5-6-11 (6 GP)	Stevenson	0-0-0 (1 GP)
Lake Forest	0-2-2 (2 GP)	Trine	3-3-6 (2 GP)
Lawrence	1-2-3 (6 GP)	UW-Stevens Point	0-1-1 (3 GP)



## Kurt Black - #23

Sr. — F — 6-1 — 205  
Lake Country, British Columbia

**Career:** Three varsity letters. Played 88 games, scoring 25 goals and 20 assists for 45 points. **2019:** In 30 games, scored 13 goals and 11 assists for 24 points. Led the squad with six game-winning goals. Enjoyed a two-goal, two-assist, four-point performance in 7-0 win over Adrian. Fashioned hat trick in 8-1 win over Lawrence. Scored two goals in 3-0 win over Stevenson. Had two assists in 4-1 win over Adrian in NCHA Harris Cup Playoffs championship game. **2018:** In 31 games, scored

nine goals and four assists for 13 points. Has four power-play goals and three game-winning goals. Scored two goals for two points in 7-2 win over Marian. Had one goal and one assist for two points in 5-0 win over Northland. **2017:** In 27 games, scored three goals and five assists for eight points. Had single goals in 3-1 win over Manhattanville, in 4-2 win over St. Thomas and in 5-1 win over Northland. Posted single assists five times, including in 4-3 overtime win over Augsburg in NCAA Division III Tournament quarterfinal. **Before SNC:** Split time in 2015-16 between the Surrey Eagles and Trail Smoke Eaters of the BCHL. In 51 combined games with Surrey and Trail, finished with 19 goals and 25 assists for 44 points in 2015-16. Spent the 2013-14 and 2014-15 seasons with the Chilliwack Chiefs of the BCHL. In two seasons with Chilliwack, totaled 28 goals and 41 assists for 69 points in 112 games. Played in two games with the Vernon Vipers of the BCHL in 2012-13.

**Personal:** Major is business administration. Enjoys golf, tennis and baseball. Birthdate is 2/10/95.

### Black's Career Statistics

Year	GP	G	A	Pts	Pen-PIM	PPG	SHG	GWG
2017	27	3	5	8	8-16	1	0	2
2018	29	9	4	13	12-24	4	0	3
2019	30	13	11	24	11-22	4	0	6
<b>Totals</b>	<b>88</b>	<b>25</b>	<b>20</b>	<b>45</b>	<b>31-62</b>	<b>9</b>	<b>0</b>	<b>11</b>

### Black's Career Bests

**Goals:** 3 (11/30/18 vs. Lawrence)  
**Assists:** 2 (2 times, last 3/2/19 vs. Adrian)  
**Points:** 4 (1/25/19 vs. Adrian)  
**Multi-Goal Games:** 4  
**Multi-Point Games:** 7  
**First Career Goal:** 11/25/16 vs. Manhattanville  
**First Career Assist:** 11/4/16 vs. Lake Forest

### Career Stats vs. 2019-20 Opponents

Adrian	2-4-6 (9 GP)	Marian	4-0-4 (8 GP)
Augsburg	0-3-3 (7 GP)	MSOE	1-0-1 (6 GP)
Aurora	0-0-0 (4 GP)	Neumann	1-1-2 (1 GP)
Concordia (Wis.)	2-0-2 (3 GP)	St. Scholastica	2-1-3 (3 GP)
Finlandia	1-3-4 (7 GP)	Stevenson	2-0-2 (1 GP)
Lake Forest	0-1-1 (4 GP)	Trine	0-1-1 (4 GP)
Lawrence	4-0-4 (8 GP)	UW-Stevens Point	0-1-1 (4 GP)





## Ryan Bontorin - #35

Jr. - G - 6-0 - 180  
Calgary, Alberta

**Career:** Two varsity letters. Played in nine games, fashioning a 1-1-1 record with a 1.58 goals against average and .939 save percentage. **2019:** In four games, owned a 1-0-1 record with a 1.54 goals against average and .949 save percentage. Academic All-Northern Collegiate Hockey Association selection. Made two starts on the season. Earned first collegiate win with

a 27-save performance in 4-1 win over Neumann. Finished with a career-high 38 saves in 3-3 tie with Augsburg. **2018:** In five games, owned an 0-1 record with a 1.63 goals against average and .917 save percentage. All five games were relief appearances. Made 10 saves in 6-0 win over Lawrence. Turned away nine shots in 8-1 win over Finlandia. **Before SNC:** Played with the Canmore Eagles of the AJHL in 2015-16 and 2016-17. Registered 23-15-4 record with 3.27 goals against average and .895 save percentage in 2016-17. Totaled 17-18-5 record with 3.76 goals against average and .895 save percentage in 2015-16.

**Personal:** Majoring in business administration. Given Blair Andrews Award at Aberdeen Hall Preparatory School. Enjoys all sports. Birthdate is 3/28/96.

### Bontorin's Career Statistics

Year	GP	Minutes	GA	GAA	Saves	Sv Pct.	W-L-T
2018	5	110:11	3	1.63	33	.917	0-1-0
2019	4	155:37	4	1.54	74	.949	1-0-1
<b>Totals</b>	<b>9</b>	<b>265:48</b>	<b>7</b>	<b>1.58</b>	<b>107</b>	<b>.939</b>	<b>1-1-1</b>

### Bontorin's Career Bests

**Goals Allowed (Fewest - Game):** 0 (5 times, last 2/16/19 vs. Finlandia)  
**Saves (Game):** 38 (12/8/18 vs. Augsburg)  
**Saves Percentage (Game):** 1.000 (5 times, last 2/16/19 vs. Finlandia)  
**First Career Win:** 11/24/18 vs. Neumann  
**First Career Shutout:** n/a

### Career Stats vs. 2019-20 Opponents

Adrian	has not played	Marian	has not played
Augsburg	0-0-1, 2.77, .927 (1 GP)	MSOE	has not played
Aurora	has not played	Neumann	1-0-0, 1.00, .964 (1 GP)
Concordia (Wis.)	has not played	St. Scholastica	has not played
Finlandia	0-0-0, 0.66, .960 (4 GP)	Stevenson	has not played
Lake Forest	0-0-0, 0.00, 1.000 (1 GP)	Trine	has not played
Lawrence	0-0-0, 0.00, 1.000 (1 GP)	UW-Stevens Point	has not played



## Evan Cholak - #25

So. - F - 5-7 - 170  
Kenosha, Wis.

**Career:** One varsity letter. Played in 20 games, scoring two goals and six assists for eight points. **2019:** In 20 games, scored two goals and six assists for eight points. Had lone multi-point game of season with two assists in 7-2 win over St. Scholastica. Scored single goals in 8-1 win over Lawrence and in 3-1 loss at Marian. **Before SNC:** Played three seasons with the Austin Bruins of the NAHL. Scored 20 goals and 29

assists for a team-high 49 points in 60 games in 2017-18. Registered 10 goals and 25 assists for 35 points in 60 games in 2016-17. Posted 11 goals and 11 assists for 22 points in 57 games in 2015-16. Finished with 41 goals and 65 assists for 106 points in a franchise-best 177 career games with Austin. Earned Play of the Year Award three years in a row and also named Best Two-Way Player. **Personal:** Major in accounting. Sister, Rachael, played hockey at Brown. Enjoys golfing and moped. Birthdate is 12/27/97.

### Cholak's Career Statistics

Year	GP	G	A	Pts	Pen-PIM	PPG	SHG	GWG
2019	20	2	6	8	7-14	0	0	0
<b>Totals</b>	<b>20</b>	<b>2</b>	<b>6</b>	<b>8</b>	<b>7-14</b>	<b>0</b>	<b>0</b>	<b>0</b>

### Cholak's Career Bests

**Goals:** 1 (2 times, last 1/11/19 vs. Marian)  
**Assists:** 2 (1/19/19 vs. St. Scholastica)  
**Points:** 2 (1/19/19 vs. St. Scholastica)  
**Multi-Goal Games:** 0  
**Multi-Point Games:** 1  
**First Career Goal:** 11/30/18 vs. Lawrence  
**First Career Assist:** 12/1/18 vs. Marian

### Career Stats vs. 2019-20 Opponents

Adrian	0-0-0 (1 GP)	Marian	1-1-2 (3 GP)
Augsburg	0-0-0 (3 GP)	MSOE	0-0-0 (1 GP)
Aurora	0-1-1 (1 GP)	Neumann	0-0-0 (1 GP)
Concordia (Wis.)	0-0-0 (1 GP)	St. Scholastica	0-2-2 (2 GP)
Finlandia	0-0-0 (1 GP)	Stevenson	0-0-0 (1 GP)
Lake Forest	0-1-1 (1 GP)	Trine	0-0-0 (1 GP)
Lawrence	1-1-2 (2 GP)	UW-Stevens Point	0-0-0 (1 GP)



# Returning Lettermen



## Luke Davison - #28

Jr. - D - 6-0 - 185  
De Pere, Wis.

**Career:** Two varsity letters. Played in 59 games, scoring eight goals and 33 assists for 41 points. **2019:** In 31 games, scored two goals and 20 assists for 22 points. First-team All-America selection by American Hockey Coaches Association. First-team All-Northern Collegiate Hockey Association selection. Academic All-Northern Collegiate Hockey Association selection. Scored three assists for three points in 6-2 win over Marian in NCHA Harris Cup Playoffs semifinal game. Had one goal

and one assist for two points in 3-0 win over Stevenson. Finished with two assists for two points in 8-1 win over Lawrence and in 3-3 tie with Augsburg. **2018:** In 28 games, scored six goals and 13 assists for 19 points. Selected to NCAA Frozen Four All-Tournament Team. Named to Northern Collegiate Hockey Association All-Freshmen Team. Scored one goal with two assists for three points in 8-1 win over Finlandia. Had one goal and one assist for two points in 7-0 win over Lake Forest. Registered two assists for two points in 4-1 win over Marian, in 7-2 win over Marian, in 6-0 win over Finlandia and in 3-1 win over Lawrence. **Before SNC:** Played with Minot Minotauros of the NAHL for three seasons, finishing in 2016-17. Totaled two goals and 15 assists for 17 points in 53 games in 2016-17. Had one goal and six assists for seven points in 37 games in 2015-16. Registered two goals and 10 assists for 12 points in 48 games in 2014-15. Finished with 17 goals and 65 assists for 82 points in 125 career games with Minot. **Personal:** Majoring in accounting. Played hockey at Green Bay Notre Dame. Named best defenseman in Wisconsin prep hockey in 2013-14. Played on WIAA state championship team in 2011. Brother, Tim, played hockey at Wisconsin. Enjoys golf and going up north. Birthdate is 2/26/96.

### Davison's Career Statistics

Year	GP	G	A	Pts	Pen-PIM	PPG	SHG	GWG
2018	28	6	13	19	13-29	4	0	0
2019	31	2	20	22	8-16	0	0	1
<b>Totals</b>	<b>59</b>	<b>8</b>	<b>33</b>	<b>41</b>	<b>21-45</b>	<b>4</b>	<b>0</b>	<b>1</b>

### Davison's Career Bests

**Goals:** 1 (8 times, last 2/8/19 vs. Finlandia)  
**Assists:** 3 (2/23/19 vs. Marian)  
**Points:** 3 (2 times, last 2/23/19 vs. Marian)  
**Multi-Goal Games:** 0  
**Multi-Point Games:** 10  
**First Career Goal:** 11/11/17 vs. Adrian  
**First Career Assist:** 11/18/17 vs. UW-Stevens Point

### Career Stats vs. 2019-20 Opponents

Adrian	1-2-3 (6 GP)	Marian	0-7-7 (6 GP)
Augsburg	0-2-2 (6 GP)	MSOE	0-2-2 (4 GP)
Aurora	1-1-2 (2 GP)	Neumann	0-1-1 (1 GP)
Concordia (Wis.)	0-0-0 (2 GP)	St. Scholastica	0-2-2 (2 GP)
Finlandia	2-6-8 (6 GP)	Stevenson	1-1-2 (1 GP)
Lake Forest	1-1-2 (2 GP)	Trine	0-1-1 (3 GP)
Lawrence	0-5-5 (6 GP)	UW-Stevens Point	0-1-1 (3 GP)



## Peyton Frantti - #15

So. - F - 6-4 - 195  
Spring Grove, Ill.

**Career:** One varsity letter. Played in 31 games, scoring 14 goals and 13 assists for 27 points. **2019:** In 31 games, scored 14 goals and 13 assists for 27 points. Scored a point in 17 games, tied with Brendon Gysbers for most among the freshmen class. Named to NCHA Harris Cup Playoffs All-Tournament Team. Posted a hat trick in 9-0 win over Finlandia. Had two goals and one assist for three points in 7-0 win over Adrian. Scored two goals for two points in 6-2 win over

Marian in NCHA Harris Cup Playoffs semifinal game. Finished with one goal and one assist for two points in 5-0 win over Milwaukee School of Engineering, in 5-0 win over Marian and in 7-2 win over St. Scholastica on. Scored two assists for two points in 8-1 win over Finlandia and in 4-1 win over Adrian in NCHA Harris Cup Playoffs championship game. **Before SNC:** Spent the 2017-18 season with the Odessa Jackalopes of the NAHL, scoring 16 goals and 32 assists for 48 points in 60 games. Split the 2016-17 season between Odessa and the Topeka Roadrunners of the NAHL. Scored three goals and seven assists for 10 points in 24 games with Odessa after scoring 11 goals and 15 assists for 26 points in 35 games with Topeka. Finished prep career at the Culver Military Academy in Indiana, scoring 21 goals and 18 assists for 39 points in 37 games. **Personal:** Majoring in business administration. Enjoys fishing and outdoors. Birthdate is 9/13/97.

### Frantti's Career Statistics

Year	GP	G	A	Pts	Pen-PIM	PPG	SHG	GWG
2019	31	14	13	27	14-39	7	0	3
<b>Totals</b>	<b>31</b>	<b>14</b>	<b>13</b>	<b>27</b>	<b>14-39</b>	<b>7</b>	<b>0</b>	<b>3</b>

### Frantti's Career Bests

**Goals:** 3 (2/16/19 vs. Finlandia)  
**Assists:** 2 (2 times, last 3/2/19 vs. Adrian)  
**Points:** 3 (2 times, last 2/16/19 vs. Finlandia)  
**Multi-Goal Games:** 3  
**Multi-Point Games:** 8  
**First Career Goal:** 10/27/18 vs. MSOE  
**First Career Assist:** 10/27/18 vs. MSOE

### Career Stats vs. 2019-20 Opponents

Adrian	2-4-6 (3 GP)	Marian	3-1-4 (3 GP)
Augsburg	0-0-0 (3 GP)	MSOE	1-1-2 (2 GP)
Aurora	0-1-1 (1 GP)	Neumann	0-0-0 (1 GP)
Concordia (Wis.)	0-0-0 (1 GP)	St. Scholastica	1-2-3 (2 GP)
Finlandia	3-3-6 (4 GP)	Stevenson	0-0-0 (1 GP)
Lake Forest	0-0-0 (1 GP)	Trine	1-0-1 (2 GP)
Lawrence	1-0-1 (2 GP)	UW-Stevens Point	0-1-1 (2 GP)





## Logan Froberg - #24

Jr. — F — 5-9 — 170  
Green Bay, Wis.

**Career:** Two varsity letters. Played in 16 games, scoring three goals and four assists for seven points. **2019:** In 12 games, scored two goals and four assists for six points. Scored two assists for two points in 7-0 win over Northland. Posted single goals in 6-5 overtime loss to Augsburg and in 4-1 win over Lawrence. **2018:** In four games, scored one goal for one point. Posted lone goal of season in 8-1 win over Finlandia. **Before SNC:** Played with the Minnesota Iron Rangers of the

SJHL for two seasons, finishing in 2016-17. Scored 19 goals and 19 assists for 38 points in 2016-17 after posting seven goals and six assists for 13 points in 2015-16. Played six games with the Estevan Bruins of the SJHL in 2015-16, scoring one goal for one point. Standout player at Bay Port High School, scoring 92 goals and 115 assists for 207 points in 101 career games. Scored 27 goals and 41 assists for 68 points as a junior and 30 goals and 34 assists for 64 points as a senior.

**Personal:** Majoring in business administration. Lettered in hockey four years and baseball twice at Bay Port High School. All-state and all-conference selection as junior and senior. Team captain as junior and senior. National Honor Society member. Enjoys sports. Birthdate is 9/6/96.

### Froberg's Career Statistics

Year	GP	G	A	Pts	Pen-PIM	PPG	SHG	GWG
2018	4	1	0	1	0-0	1	0	0
2019	12	2	4	6	2-4	0	0	1
<b>Totals</b>	<b>16</b>	<b>3</b>	<b>4</b>	<b>7</b>	<b>2-4</b>	<b>1</b>	<b>0</b>	<b>1</b>

### Froberg's Career Bests

**Goals:** 1 (3 times, last 1/12/19 vs. Lawrence)  
**Assists:** 2 (1/18/19 vs. Northland)  
**Points:** 2 (1/18/19 vs. Northland)  
**Multi-Goal Games:** 0  
**Multi-Point Games:** 1  
**First Career Goal:** 2/9/18 vs. Finlandia  
**First Career Assist:** 11/24/18 vs. Neumann

### Career Stats vs. 2019-20 Opponents

Adrian	0-0-0 (2 GP)	Marian	0-0-0 (1 GP)
Augsburg	1-0-1 (1 GP)	MSOE	0-0-0 (1 GP)
Aurora	0-1-1 (1 GP)	Neumann	0-1-1 (1 GP)
Concordia (Wis.)	has not played	St. Scholastica	0-0-0 (1 GP)
Finlandia	1-0-1 (2 GP)	Stevenson	has not played
Lake Forest	has not played	Trine	0-0-0 (1 GP)
Lawrence	1-0-1 (1 GP)	UW-Stevens Point	0-0-0 (1 GP)



## Jack Gaffney - #18

So. — F — 5-11 — 190  
Clarendon Hills, Ill.

**Career:** One varsity letter. Played in six games, scoring two assists for two points. **2019:** In six games, scored two assists for two points. Finished with single assists in 4-1 win over Neumann and in 8-1 win over Lawrence. **Before SNC:** Registered 15 goals and 36 assists for 51 points in 42 games while playing for the Bradford Jr. B 99ers of the GOJHL in 2017-18. Named a GOJHL Player of the Month honoree. Also played two games with the P.A.L.

Junior Islanders of the NCDC in 2017-18. Played with the P.A.L. Junior Islanders organization in 2016-17, scoring two goals and eight assists for 10 points in 25 games with its USPHL-Premier team. Also played three games with the Islanders' USPHL-Elite team that season.

**Personal:** Majoring in business administration. Father, Ted, played hockey at St. Norbert was the captain of Tim Coghlin's first team in 1993-94. Enjoys golf. Birthdate is 10/9/97.

### Gaffney's Career Statistics

Year	GP	G	A	Pts	Pen-PIM	PPG	SHG	GWG
2019	6	0	2	2	2-4	0	0	0
<b>Totals</b>	<b>6</b>	<b>0</b>	<b>2</b>	<b>2</b>	<b>2-4</b>	<b>0</b>	<b>0</b>	<b>0</b>

### Gaffney's Career Bests

**Goals:** n/a  
**Assists:** 1 (2 times, last 11/30/18 vs. Lawrence)  
**Points:** 1 (2 times, last 11/30/18 vs. Lawrence)  
**Multi-Goal Games:** 0  
**Multi-Point Games:** 0  
**First Career Goal:** n/a  
**First Career Assist:** 11/30/18 vs. Lawrence

### Career Stats vs. 2019-20 Opponents

Adrian	has not played	Marian	0-0-0 (1 GP)
Augsburg	0-0-0 (1 GP)	MSOE	0-0-0 (1 GP)
Aurora	has not played	Neumann	0-1-1 (1 GP)
Concordia (Wis.)	has not played	St. Scholastica	has not played
Finlandia	has not played	Stevenson	has not played
Lake Forest	0-0-0 (1 GP)	Trine	has not played
Lawrence	0-1-1 (1 GP)	UW-Stevens Point	has not played



# Returning Lettermen



## Brendon Gysbers - #7

So. - D - 6-0 - 190  
Fond du Lac, Wis.

**Career:** One varsity letter. Played in 31 games, scoring four goals with 23 assists for 27 points. **2019:** In 31 games, scored four goals and 23 assists for 27 points. Co-Northern Collegiate Hockey Association Freshman of the Year. Named to NCHA Harris Cup Playoffs All-Tournament Team. Scored four assists for four points in 9-0 win over Finlandia. Totaled three assists for three points in 6-5 overtime loss to Augsburg and in 7-2 win over St.

Scholastica. Scored one goal and one assist for two points in first collegiate game, a 5-0 win over Milwaukee School of Engineering. Finished with two assists for two points in 2-1 win over UW-Eau Claire and in 7-0 win over Northland. **Before SNC:** Spent 2016-17 and 2017-18 seasons with Shreveport Mudbugs of the NAHL, winning the league title in 2018. Scored six goals and 27 assists for 33 points in 58 games during 2017-18. Finished with seven goals and 20 assists for 27 points in 58 games in 2016-17 and was named to the NAHL's All-Rookie Team. **Personal:** Majoring in business administration. Enjoys fishing. Birthdate is 5/1/97.

### Gysbers' Career Statistics

Year	GP	G	A	Pts	Pen-PIM	PPG	SHG	GWG
2019	31	4	23	27	3-6	0	0	0
<b>Totals</b>	<b>31</b>	<b>4</b>	<b>23</b>	<b>27</b>	<b>3-6</b>	<b>0</b>	<b>0</b>	<b>0</b>

### Gysbers' Career Bests

**Goals:** 1 (4 times, last 2/1/19 vs. St. Scholastica)  
**Assists:** 4 (2/16/19 vs. Finlandia)  
**Points:** 4 (2/16/19 vs. Finlandia)  
**Multi-Goal Games:** 0  
**Multi-Point Games:** 6  
**First Career Goal:** 10/27/18 vs. MSOE  
**First Career Assist:** 10/27/18 vs. MSOE

### Career Stats vs. 2019-20 Opponents

Adrian	0-2-2 (3 GP)	Marian	1-1-2 (3 GP)
Augsburg	0-3-3 (3 GP)	MSOE	1-1-2 (2 GP)
Aurora	1-0-1 (1 GP)	Neumann	0-0-0 (1 GP)
Concordia (Wis.)	0-0-0 (1 GP)	St. Scholastica	1-3-4 (2 GP)
Finlandia	0-6-6 (4 GP)	Stevenson	0-0-0 (1 GP)
Lake Forest	0-0-0 (1 GP)	Trine	0-1-1 (2 GP)
Lawrence	0-1-1 (2 GP)	UW-Stevens Point	0-0-0 (2 GP)



## Jack Kelly - #8

So. - D - 6-1 - 205  
Keller, Texas

**Career:** One varsity letter. Played in one game, scoring one assist for one point. **2019:** In one game, scored one assist for one point - coming in 3-2 win over Concordia-Wisconsin. Suffered upper-body injury and consequently did not return to lineup. **Before SNC:** Played the 2016-17 and 2017-18 seasons with the Aberdeen Wings of the NAHL. Scored one goal and 18 assists for 19 points in 59 games in 2017-18 after registering two goals and eight assists

for 10 points in 56 games during 2016-17. Split time in 2015-16 between the NAHL's Topeka Roadrunners (3 gp, 0-0-0) and Minnesota Wilderness (39 gp, 1-6-7). Played in 26 games with Topeka in 2014-15, scoring one goal and two assists for three points in 26 games. Played in four games with the NAHL's Wichita Falls Wildcats in 2013-14, scoring two assists for two points in four games. **Personal:** Majoring in accounting. Birthdate is 3/23/97.

### Kelly's Career Statistics

Year	GP	G	A	Pts	Pen-PIM	PPG	SHG	GWG
2019	1	0	1	1	0-0	0	0	0
<b>Totals</b>	<b>1</b>	<b>0</b>	<b>1</b>	<b>1</b>	<b>0-0</b>	<b>0</b>	<b>0</b>	<b>0</b>

### Kelly's Career Bests

**Goals:** n/a  
**Assists:** 1 (11/2/18 vs. Concordia-Wis.)  
**Points:** 1 (2/16/19 vs. Finlandia)  
**Multi-Goal Games:** 0  
**Multi-Point Games:** 0  
**First Career Goal:** n/a  
**First Career Assist:** 11/2/18 vs. Concordia-Wis.

### Career Stats vs. 2019-20 Opponents

Adrian	has not played	Marian	has not played
Augsburg	has not played	MSOE	has not played
Aurora	has not played	Neumann	has not played
Concordia (Wis.)	0-1-1 (1 GP)	St. Scholastica	has not played
Finlandia	has not played	Stevenson	has not played
Lake Forest	has not played	Trine	has not played
Lawrence	has not played	UW-Stevens Point	has not played





## Steven Mather - #22

Jr. - F - 6-0 - 180  
Issaquah, Wash.

**Career:** Two varsity letters. Played in 40 games, scoring six goals and five assists for 11 points. **2019:** In 28 games, scored two goals and five assists for seven points. Scored one goal and one assist for two points in 7-0 win over Northland. Added goal in 3-1 win over Finlandia. **2018:** In 12 games, scored four goals for four points. Tallied single goals in 7-0 win over Lake Forest, in 6-0 win over Lawrence, in 5-0 win over Northland and in 8-1 win

over Finlandia. **Before SNC:** Played with the Shreveport Mudbugs of the NAHL in 2016-17, serving as the team captain. Scored 17 goals and 11 assists for 28 points in 58 games with Shreveport. Spent the 2015-16 season with the Minot Minotauros of the NAHL, scoring six goals and three assists for nine points in 40 games. Played for the Neepawa Natives of the MJHL in 2014-15, scoring 15 goals and nine assists for 24 points in 59 games. **Personal:** Majoring in biology. Participated in lacrosse at DC West High School. Seattle Junior Hockey Association Player of the Year. Birthdate is 2/8/96.

### Mather's Career Statistics

Year	GP	G	A	Pts	Pen-PIM	PPG	SHG	GWG
2018	12	4	0	4	3-6	1	0	1
2019	28	2	5	7	5-21	0	0	0
<b>Totals</b>	<b>40</b>	<b>6</b>	<b>5</b>	<b>11</b>	<b>8-27</b>	<b>1</b>	<b>0</b>	<b>1</b>

### Mather's Career Bests

**Goals:** 1 (6 times, last 2/8/19 vs. Finlandia)  
**Assists:** 1 (5 times, last 2/15/19 vs. Finlandia)  
**Points:** 2 (1/18/19 vs. Northland)  
**Multi-Goal Games:** 0  
**Multi-Point Games:** 1  
**First Career Goal:** 1/5/18 vs. Lake Forest  
**First Career Assist:** 10/27/18 vs. MSOE

### Career Stats vs. 2019-20 Opponents

Adrian	0-0-0 (3 GP)	Marian	0-0-0 (5 GP)
Augsburg	0-0-0 (3 GP)	MSOE	0-1-1 (2 GP)
Aurora	0-0-0 (2 GP)	Neumann	0-0-0 (1 GP)
Concordia (Wis.)	0-0-0 (1 GP)	St. Scholastica	0-0-0 (1 GP)
Finlandia	2-1-3 (5 GP)	Stevenson	0-0-0 (1 GP)
Lake Forest	1-0-1 (2 GP)	Trine	0-0-0 (3 GP)
Lawrence	1-1-2 (4 GP)	UW-Stevens Point	0-0-0 (2 GP)



## Chase Mickelson - #6

So. - D - 6-3 - 225  
Rice Lake, Wis.

**Career:** One varsity letter. Played in 30 games, scoring two goals and seven assists for nine points. **2019:** In 30 games, scored two goals and seven assists for nine points. Finished with one goal and one assist for two points in 8-1 win over Lawrence. Had two assists for two points in 8-1 win over Finlandia. Scored goal in 9-0 win over Finlandia. **Before SNC:** Played his last two seasons of junior hockey with the Springfield Jr. Blues of the NAHL. Scored

four goals and 16 assists for 20 points in 47 games in 2017-18. Had five goals and 15 assists for 20 points in 56 games in 2016-17. **Personal:** Majoring in biology. Enjoys fishing, hunting, boating and traveling. Birthdate is 5/16/97.

### Mickelson's Career Statistics

Year	GP	G	A	Pts	Pen-PIM	PPG	SHG	GWG
2019	30	2	7	9	4-8	1	0	0
<b>Totals</b>	<b>30</b>	<b>2</b>	<b>7</b>	<b>9</b>	<b>4-8</b>	<b>1</b>	<b>0</b>	<b>0</b>

### Mickelson's Career Bests

**Goals:** 1 (2 times, last 2/16/19 vs. Finlandia)  
**Assists:** 2 (2/9/19 vs. Finlandia)  
**Points:** 2 (2 times, last 2/9/19 vs. Finlandia)  
**Multi-Goal Games:** 0  
**Multi-Point Games:** 2  
**First Career Goal:** 11/30/18 vs. Lawrence  
**First Career Assist:** 10/27/18 vs. MSOE

### Career Stats vs. 2019-20 Opponents

Adrian	0-1-1 (2 GP)	Marian	0-0-0 (3 GP)
Augsburg	0-0-0 (3 GP)	MSOE	0-2-2 (2 GP)
Aurora	0-0-0 (1 GP)	Neumann	0-0-0 (1 GP)
Concordia (Wis.)	0-0-0 (1 GP)	St. Scholastica	0-0-0 (2 GP)
Finlandia	1-3-4 (4 GP)	Stevenson	0-0-0 (1 GP)
Lake Forest	0-0-0 (1 GP)	Trine	0-0-0 (2 GP)
Lawrence	1-1-2 (2 GP)	UW-Stevens Point	0-0-0 (2 GP)



# Returning Lettermen



## Keegan Milligan - #12

Jr. – F – 6-0 – 205  
Emerald Park, Saskatchewan

**Career:** Two varsity letters. Played in 62 games, scoring 21 goals and 24 assists for 45 points. **2019:** In 30 games, scored nine goals and 11 assists for 20 points. Fashioned two goals and one assist for three points in 7-2 win over St. Scholastica. Totaled two goals for two points in 6-4 win over Northland. Scored one goal with one assist for two points in 7-0 win over Northland. Scored two assists for two points in 4-0 win over Trine. **2018:** In 32 games, scored 12 goals and 13 assists for 25 points. Named to Northern Collegiate

Hockey Association All-Freshmen Team. Pumped in four goals for four points in 7-0 win over Lake Forest. Had one goal and one assist for two points in 6-2 win over Concordia-Wisconsin, in 2-2 tie with Manhattanville, in 4-0 win over Augsburg, in 7-2 win over Marian, in 5-1 win over Trine and in 6-0 win over Finlandia. **Before SNC:** Split time in 2016-17 with the Melville Millionaires and Nipawin Hawks of the SJHL. Scored seven goals and 17 assists for 24 points in 23 games with Nipawin after scoring 11 goals and 23 assists for 34 points in 37 games with Melville. Played for Melville in 2015-16, scoring 10 goals and 25 assists for 35 points in 58 games. Scored one goal and two assists for three points with Melville in 2014-15 after opening season with Cowichan Valley Capitals of BCHL, scoring three assists for three points in 33 games. **Personal:** Majoring in business administration. Played rugby and Major Midget AAA at Athol Murray College of Notre Dame. Birthdate is 5/9/96.

### Milligan's Career Statistics

Year	GP	G	A	Pts	Pen-PIM	PPG	SHG	GWG
2018	32	12	13	25	3-6	5	0	1
2019	30	9	11	20	3-6	2	0	0
<b>Totals</b>	<b>62</b>	<b>21</b>	<b>24</b>	<b>45</b>	<b>6-12</b>	<b>7</b>	<b>0</b>	<b>1</b>

### Milligan's Career Bests

**Goals:** 4 (1/5/18 vs. Lake Forest)  
**Assists:** 2 (11/9/18 vs. Trine)  
**Points:** 4 (1/5/18 vs. Lake Forest)  
**Multi-Goal Games:** 3  
**Multi-Point Games:** 11  
**First Career Goal:** 11/3/17 vs. Concordia-Wisconsin  
**First Career Assist:** 11/3/17 vs. Concordia-Wisconsin

### Career Stats vs. 2019-20 Opponents

Adrian	1-0-1 (4 GP)	Marian	2-2-4 (6 GP)
Augsburg	2-2-4 (6 GP)	MSOE	0-1-1 (4 GP)
Aurora	1-1-2 (2 GP)	Neumann	has not played
Concordia (Wis.)	1-2-3 (2 GP)	St. Scholastica	2-2-4 (4 GP)
Finlandia	2-2-4 (6 GP)	Stevenson	0-0-0 (1 GP)
Lake Forest	4-0-4 (2 GP)	Trine	2-4-6 (4 GP)
Lawrence	0-3-3 (6 GP)	UW-Stevens Point	0-0-0 (3 GP)



## Tim Nicksic - #3

Jr. – F – 5-10 – 190  
Tomah, Wis.

**Career:** Two varsity letters. Played in 62 games, scoring 16 goals and 25 assists for 41 points. **2019:** In 31 games, scored 10 goals and 13 assists for 21 points. Named to NCHA Harris Cup Playoffs All-Tournament Team. Finished with two goals for two points in 4-1 win over Adrian in NCHA Harris Cup Championship. Had two goals for two points in 7-0 win over Adrian. Posted two assists for two points in 4-0 win over Trine and in 4-1 win over Lawrence. Finished with

one goal and one assist for two points in 4-1 win over Neumann, in 6-5 win over St. Scholastica and in 9-0 win over Finlandia. **2018:** In 31 games, scored six goals and 12 assists for 18 points. Totaled one goal and one assist for two points in 5-2 win over Augsburg in NCAA Division III quarterfinal. Scored game-winning goal in 2-1 overtime win over Adrian to win NCHA Harris Cup Playoffs. Had one goal and two assists for three points in 7-2 win over. Also scored goals in 3-2 win over Lawrence, in 5-4 loss to Northland and in 5-1 win over Trine. **Before SNC:** Finished the 2016-17 season with the Des Moines Buccaneers of the USHL, playing in two games without scoring. Played 54 games for the Minnesota Wilderness of the NAHL earlier in the season, scoring 15 goals with 27 assists for 42 points and was also the team captain. Spent the 2014-15 and 2015-16 seasons with the Buffalo Jr. Sabres of the OJHL, scoring 21 goals and 39 assists for 60 points in 53 games in 2015-16 after netting 9-12-21 in 54 games in 2014-15. Played in both the OJHL and NAHL All-Start Tournaments. **Personal:** Majoring in business administration. Played hockey, baseball and football at Tomah High School. All-state selection in hockey. Enjoys fishing and music. Birthdate is 3/15/96.

### Nicksic's Career Statistics

Year	GP	G	A	Pts	Pen-PIM	PPG	SHG	GWG
2018	31	6	12	18	11-22	0	0	1
2019	31	10	13	23	12-27	2	2	1
<b>Totals</b>	<b>62</b>	<b>16</b>	<b>25</b>	<b>41</b>	<b>23-49</b>	<b>2</b>	<b>2</b>	<b>2</b>

### Nicksic's Career Bests

**Goals:** 2 (2 times, last 3/2/19 vs. Adrian)  
**Assists:** 2 (3 times, last 1/12/19 vs. Lawrence)  
**Points:** 3 (1/12/18 vs. Marian)  
**Multi-Goal Games:** 2  
**Multi-Point Games:** 9  
**First Career Goal:** 12/1/17 vs. Lawrence  
**First Career Assist:** 11/11/17 vs. Adrian

### Career Stats vs. 2019-20 Opponents

Adrian	1-2-3 (3 GP)	MSOE	0-0-0 (2 GP)
Augsburg	1-1-2 (3 GP)	Neumann	has not played
Aurora	0-1-1 (1 GP)	Northland	1-0-1 (2 GP)
Concordia (Wis.)	0-0-0 (1 GP)	St. Scholastica	0-0-0 (2 GP)
Finlandia	0-1-1 (2 GP)	Stevenson	has not played
Lake Forest	0-1-1 (1 GP)	Trine	1-0-1 (2 GP)
Lawrence	1-1-2 (4 GP)	UW-Eau Claire	0-1-1 (1 GP)
Marian	1-4-5 (3 GP)	UW-Stevens Point	0-0-0 (1 GP)







## Dominick Sacco - #9 - (A)

Sr. - F - 5-9 - 170  
Brooklyn, New York

**Career:** Three varsity letters. Played in 87 games, scoring 31 goals and 42 assists for 73 points. **2019:** Assistant captain. In 30 games, scored 12 goals and 18 assists for 30 points. Scored in 19 games. First-team All-Northern Collegiate Hockey Association selection. Totaled one goal and two assists for three points - including game-winning goal - in 4-3 overtime win over Augsburg in NCAA Division III Tournament first-round win. Also had one goal and two assists

for three points in 6-5 overtime loss at Augsburg. Scored two goals for two points in 4-3 overtime loss at Adrian. Registered one goal and one assist for two points in 7-0 win over Northland, in 6-5 win over St. Scholastica and in 8-1 win over Finlandia. Had two-assist games in 3-2 overtime win over Concordia-Wisconsin, in 3-2 win over Trine and in 9-0 win over Finlandia. **2018:** In 31 games, scored 12 goals and 16 assists for 28 points. Scored in 22 of 31 games, tied with Tanner Froese for most on the team. Named to All-Tournament Team at NCAA Division III Frozen Four. Finished with three assists in 5-2 win over Augsburg in NCAA Division III quarterfinal. Scored one goal and one assist for two points in 3-1 win over Lawrence. Tallied two assists for two points in 3-1 win over Augsburg and in 5-1 win over Trine. Scored one goal each in 4-3 win over Colby NCAA Division III Frozen Four semifinal and in 3-2 double-overtime win over Salve Regina in NCAA Division III national championship game. **2017:** In 26 games, scored seven goals and eight assists for 15 points. Scored one goal and one assist for two points in 7-0 win over Lake Forest and in 5-3 win over Milwaukee School of Engineering. Registered two assists for two points in 2-0 win over Aurora. **Before SNC:** Split time in 2015-16 between the Muskegon Lumberjacks of the USHL and the New York Jr. Aviators of the NA3EHL. In 20 games with New York, scored 31 goals and 27 assists for 58 points. In 19 games with Muskegon, scored one goal for one point. Played the 2013-14 and 2014-15 seasons with the Lincoln Stars of the USHL. In 112 games with Lincoln, scored 24 goals and 28 assists for 52 points. Played with the Omaha Lancers of the USHL in 2011-12 and 2012-13, scoring four goals and six assists for 10 points in 30 games. Also played two goals with the New York Apple Core of the EJHL in 2012-13, scoring one goal for one point. **Personal:** Majoring in communications. Enjoys video games. Birthdate is 6/8/95.

### Sacco's Career Statistics

Year	GP	G	A	Pts	Pen-PIM	PPG	SHG	GWG
2017	26	7	8	15	12-24	2	0	2
2018	31	12	16	28	4-8	5	0	1
2019	30	12	18	30	8-16	1	2	3
<b>Totals</b>	<b>87</b>	<b>31</b>	<b>42</b>	<b>73</b>	<b>24-48</b>	<b>8</b>	<b>2</b>	<b>6</b>

### Sacco's Career Bests

**Goals:** 2 (11/10/18 vs. Adrian)  
**Assists:** 3 (3/17/18 vs. Augsburg)  
**Points:** 3 (3 times, last 3/9/19 vs. Augsburg)  
**Multi-Goal Games:** 1  
**Multi-Point Games:** 15  
**First Career Goal:** 10/29/16 vs. Marian  
**First Career Assist:** 11/4/16 vs. Lake Forest

### Career Stats vs. 2019-20 Opponents

Adrian	3-3-6 (9 GP)	Marian	5-0-5 (7 GP)
Augsburg	2-9-11 (7 GP)	MSOE	3-1-4 (6 GP)
Aurora	2-3-5 (4 GP)	Neumann	0-0-0 (1 GP)
Concordia (Wis.)	1-3-4 (4 GP)	St. Scholastica	3-1-4 (7 GP)
Finlandia	2-4-6 (8 GP)	Stevenson	0-1-1 (1 GP)
Lake Forest	2-1-3 (2 GP)	Trine	0-5-5 (4 GP)
Lawrence	3-3-6 (7 GP)	UW-Stevens Point	0-0-0 (2 GP)



## Austin Smith - #31

So. - G - 6-3 - 195  
Orland Park, Ill.

**Career:** One varsity letter. Has not seen game action. **2019:** Did not see game action. **Before SNC:** Finished the 2017-18 season with the Walpole Express of the EHL, fashioning a 13-4 record with a 2.29 goals against average and .933 save percentage. Started the year with the Northern Cyclones of the NCDL, going 1-2 with a 3.65 goals against average. Spent the 2016-17 season with the Lone Star Brahmas and Wichita Falls Wildcats of the NAHL before finishing with the Northern Cyclones. Went 11-8 with a 2.31 goals against average

and .935 save percentage with Northern. Played with the NAHL's Austin Bruins and Brookings Blizzard as well as the USPHL-Premier's Jersey Hitmen in 2015-16. **Personal:** Majoring in business administration. Birthdate is 5/2/97.



# Returning Lettermen



## Keenan Spillum - #4

So. - D - 6-3 - 195  
Phoenix, Ariz.

**Career:** One varsity letter. Played in 13 games, scoring one goal and two assists for three points. **2019:** In 13 games, scored one goal and two assists for three points. First game was Jan. 18, a 7-0 win over Northland. First collegiate point came on a goal in 7-2 win over St. Scholastica. Registered single assists in 7-0 win over Adrian and in 6-5 win at St. Scholastica. **Before SNC:** 2019 semester transfer from Colorado College (NCHC), where he did not see action for the Tigers. Played two seasons with the Aberdeen

Wings of the NAHL, scoring four goals and 13 assists for 17 points in 54 games while serving as an assistant captain in 2017-18. Selected to the 2018 NAHL Top Prospects Tournament. Scored 10 points on one goal and nine assists in 47 games for Aberdeen in 2016-17. Played the first nine games of 2016-17 season with the Corpus Christi Ice Rays of the NAHL, scoring two assists for two points. Also played the 2014-15 and 2015-16 seasons with Corpus Christi, scoring one goal and four assists for five points in 93 games. **Personal:** Majoring in accounting. National Honor Society member. Enjoys golf. Birthdate is 1/26/97.

### Spillum's Career Statistics

Year	GP	G	A	Pts	Pen-PIM	PPG	SHG	GWG
2019	13	1	2	3	1-2	1	0	0
<b>Totals</b>	<b>13</b>	<b>1</b>	<b>2</b>	<b>3</b>	<b>1-2</b>	<b>1</b>	<b>0</b>	<b>0</b>

### Spillum's Career Bests

**Goals:** 1 (1/19/19 vs. St. Scholastica)  
**Assists:** 1 (2 times, last 2/1/19 vs. St. Scholastica)  
**Points:** 1 (3 times, 2/1/19 vs. St. Scholastica)  
**Multi-Goal Games:** 0  
**Multi-Point Games:** 0  
**First Career Goal:** 1/19/19 vs. St. Scholastica  
**First Career Assist:** 1/25/19 vs. Adrian

### Career Stats vs. 2019-20 Opponents

Adrian	0-1-1 (2 GP)	Marian	0-0-0 (1 GP)
Augsburg	0-0-0 (1 GP)	MSOE	has not played
Aurora	has not played	Neumann	has not played
Concordia (Wis.)	has not played	St. Scholastica	1-1-2 (2 GP)
Finlandia	0-0-0 (4 GP)	Stevenson	has not played
Lake Forest	has not played	Trine	has not played
Lawrence	has not played	UW-Stevens Point	0-0-0 (1 GP)



## Jack Thomas - #11- (C)

So. - D - 6-2 - 195  
Calgary, Alberta

**Career:** Two varsity letters. Played in 35 games, scoring one goal and five assists for six points. **2019:** In 31 games, scored one goal and two assists for three points. Scored first collegiate goal in 8-1 win over Lawrence. Tallied single assists in 5-0 win over Marian and in 9-0 win over Finlandia. **2018:** In four games, scored three assists for three points. Netted all three of his assists on the season in 7-0 win over Lake Forest. **Before SNC:** Played three seasons with the Camrose Kodiaks of the AJHL. Played in 58 games

in 2016-17, scoring three goals and 15 assists for 18 points. In 2015-16, scored 11 assists for 11 points. Netted two goals and five assists for seven points in 50 games played. **Personal:** Majoring in business administration. Played hockey at Bishop Byrne High School. Earned most improved, most dedicated and Aspire awards. Father played hockey at Ferris State. Enjoys wakesurfing and slalom skiing. Birthdate is 1/17/96.

### Thomas' Career Statistics

Year	GP	G	A	Pts	Pen-PIM	PPG	SHG	GWG
2018	4	0	3	3	0-0	0	0	0
2019	31	1	2	3	7-14	1	0	0
<b>Totals</b>	<b>35</b>	<b>1</b>	<b>5</b>	<b>6</b>	<b>7-14</b>	<b>1</b>	<b>0</b>	<b>0</b>

### Thomas' Career Bests

**Goals:** 1 (11/30/18 vs. Lawrence)  
**Assists:** 3 (1/5/18 vs. Lake Forest)  
**Points:** 3 (1/5/18 vs. Lake Forest)  
**Multi-Goal Games:** 0  
**Multi-Point Games:** 1  
**First Career Goal:** 11/30/18 vs. Lawrence  
**First Career Assist:** 1/5/18 vs. Lake Forest

### Career Stats vs. 2019-20 Opponents

Adrian	0-0-0 (3 GP)	Marian	0-1-1 (3 GP)
Augsburg	0-0-0 (3 GP)	MSOE	0-0-0 (2 GP)
Aurora	0-0-0 (1 GP)	Neumann	0-0-0 (1 GP)
Concordia (Wis.)	0-0-0 (1 GP)	St. Scholastica	0-0-0 (3 GP)
Finlandia	0-1-1 (4 GP)	Stevenson	0-0-0 (1 GP)
Lake Forest	0-3-3 (2 GP)	Trine	0-0-0 (3 GP)
Lawrence	1-0-1 (3 GP)	UW-Stevens Point	0-0-0 (2 GP)






## Brendan Aird - #20

Fr. — D — 5-10 — 180  
Orland Park, Ill.

**Before SNC:** Finished the 2018-19 season with the Springfield Jr. Blues of the NAHL, scoring one goal and nine assists for 10 points in 22 games. Played the first half of the 2018-19 season as well as the 2017-18 season and part of the 2016-17 campaign with the Brookings Blizzard of the NAHL, scoring four goals and 37 assists for 41 points in 119 games. Played seven games with the Janesville Jets of the NAHL in the 2015-16 and

2016-17 seasons, scoring one goal for one point. **Personal:** Majoring in computer science. Participated in hockey and baseball at Providence Catholic High School. Named MVP and most improved on hockey squad and was also selected to attend Top Prospects Game. Enjoys friends, baseball, photography and concerts. Birthdate is 7/20/98.



## Max Brainin - #19

Fr. — F — 5-10 — 205  
Buffalo Grove, Ill.

**Before SNC:** Played the 2017-18 and 2018-19 seasons with the Springfield Jr. Blues of the NAHL. Scored 20 goals and 39 assists for 59 points in 58 games in 2018-19 while scoring 17 goals and 23 assists for 40 points in 57 games in 2017-18. Assistant captain in 2018-19. Played 30 games with the New Jersey Hitmen of the USPHL-Premier (9g, 7a, 16p) and 10 games with the Northeast Generals of the NAHL (1g, 3a,

4p) in 2016-17. **Personal:** Majoring in business administration. Played hockey at Cushing Academy. Enjoys music, movies, art and sports. Birthdate is 5/14/98.



## Colby Entz - #1

Fr. — G — 5-10 — 175  
Churchbridge, Saskatchewan

**Before SNC:** Played three seasons from 2016-17 to 2018-19 with the Melville Millionaires of the SJHL. Played in 42 games in 2018-19 with a 12-18-3 record, 3.39 goals against average and .898 save percentage. Finished with a 16-19-2 record with 2.80 goals against average and .915 save percentage in 41 games in 2017-18. Totaled a 13-13 ledger with 3.02 goals against average and .916 save percentage in 32 games in 2016-17. Named SJHL

Division Goalie of the Year three times. **Personal:** Majoring in education. Enjoys golf and football. Birthdate is 3/1/98.



## Brendan Mark - #26

Fr. — D — 6-0 — 190  
Grand Rapids, Minn.

**Before SNC:** Played the 2018-19 season with the Yorkton Terriers of the SJHL, scoring 11 goals and 40 assists for 51 points in 58 games. Split time in 2017-18 between Yorkton, the Estavan Bruins of the SJHL and Minot Minotauros of the NAHL. In 48 total games in 2017-18, scored three goals and 14 assists for 17 points. Played in 39 games with Estavan in 2016-17, scoring one goal and seven assists for seven points.

Team captain in 2018 and 2019 as well as being named team's most valuable defenseman. **Personal:** Majoring in pre-medicine. Participated in hockey, baseball and track and field at Grand Rapids High School. Hockey team took third place in 2016 Minnesota state tournament. Won two conference titles in hockey. Played in state all-star game. Enjoys hunting, slalom skiing, wakeboarding and surfing. Birthdate is 6/19/98.



## Michael McChesney - #21

Fr. — F — 5-9 — 200  
Dickinson, N.D.

**Before SNC:** Played three seasons from 2016-17 to 2018-19 with the Estavan Bruins of the SJHL. Scored 31 goals and 30 assists for 61 points in 54 games in 2018-19. Had 30 goals and 29 assists for 59 points in 54 games in 2017-18, while scoring 21 goals and 20 assists for 51 points in 56 games in 2016-17.

**Personal:** Major is undecided. Participated in hockey, football and baseball at Dickinson High School. Baseball team won state

title and participated in state tournament in hockey and football as senior. All-state in all three sports. School's Male Senior Athlete of the Year. Grandfather played hockey and father wrestled at North Dakota. Enjoys all sports. Birthdate is 2/3/98.



## Ben Schmidling - #16

Fr. — F — 5-10 — 170  
Hockessin, Del.

**Before SNC:** Spent the 2018-19 season with the Springfield Jr. Blues of the NAHL, scoring 37 goals and 31 assists for 68 points in 60 games while also serving as an assistant captain. Split the 2017-18 season between the Janesville Jets and Johnstown Tomahawks of the NAHL, compiling 16 goals and 15 assists for 31 points in 57 games. Scored four goals and 14 assists for 18 points in 35 games for Janesville in 2016-17.

**Personal:** Majoring in business administration. Enjoys golf, hunting, camping and hiking. Birthdate is 3/10/98.




## Michael Spethmann - #14

Fr. — F — 6-2 — 195  
Victoria, Minn.

**Before SNC:** Played two seasons from 2017-18 to 2018-19 with the Kenai River Brown Bears of the NAHL. Scored 19 goals and 17 assists for 36 points in 60 games in 2018-19 while serving as the team captain. Scored 12 goals and 13 assists for 25 points in 60 games in 2017-18. **Personal:** Major is undecided. Lettered in hockey three times, cross country twice and track and field once at St. Cloud Cathedral High School. Hockey team took third

place at Minnesota state tournament in 2017. Area hockey player of the year in 2017. Enjoys hunting, fishing and whitewater canoeing. Birthdate is 8/11/98.




## Mitchell Zambon - #27

Fr. — F — 6-2 — 165  
Saskatoon, Saskatchewan

**Before SNC:** Split the 2018-19 season between the SJHL's La Ronge Ice Wolves and Humboldt Broncos. Scored 10 goals and seven assists for 17 points in 28 games with Humboldt while scoring 12 goals and 18 assists for 30 points in 26 assists in 26 games with La Ronge. Split the 2017-18 season between La Ronge and the Canmore Eagles of the AJHL. Scored nine goals and 16 assists for 25 points in 30 games with La Ronge

and one goal and seven assists for eight points in 22 games with Canmore. Scored six goals and four assists for 10 points in 47 games with Canmore in 2016-17. **Personal:** Majoring in business administration. Father played hockey at UW-Stevens Point. Birthdate is 3/29/98.



Sid Watson

# SID WATSON AWARD

An immortal in the world of collegiate hockey, Sid Watson guided the Bowdoin hockey program to extraordinary heights during his career behind the bench. The NCAA Division III Player of the Year award is named in his honor. St. Norbert College has had four players receive the Sid Watson Award.

As an undergraduate at Northeastern, Sid became one of the greatest grid-iron players in school history. He averaged more than 100 yards per game and 7.1 yards per carry during his career as a running back. He still holds Northeastern's school records for most career points (191) and single-season points (74). Watson then moved on to play in the National Football League

with the Pittsburgh Steelers and Washington Redskins. In 1958, despite the chance to play another year in the NFL, Watson accepted a temporary position as Bowdoin's hockey coach. Watson grew to love the game while playing at Northeastern, earning his stripes in the ultra-competitive collegiate hockey environment of Boston. After one season as a co-coach with Nels Corey, Watson took over the position full-time in 1959.

Over the next 24 seasons, Watson's teams compiled a record of 326-210-11 (.606). In the postseason, Watson's teams qualified for the ECAC playoffs every year but once from 1969 to 1983, reaching the ECAC Championship

Game six times. The Polar Bears won the ECAC Division II Championship four times, in 1971, 1975, 1976 and 1978. He received numerous awards for his exploits, winning the Edward Jeremiah Trophy as national college division coach of the year three times (1970, 1971, 1978). In 1983, Watson retired as coach and became Bowdoin's athletic director one year later; he retired from that position in 1998.

In 2001 he was awarded the Hobey Baker Legend of Hockey Award and inducted into the United States Hockey Hall of Fame. Watson is a native of Andover, Massachusetts, and resided in Brunswick, Maine and Naples, Florida until his death in 2004.



**Rob Smillie**  
Forward  
1999 Sid Watson Award Winner

Smillie rates second in career scoring in St. Norbert history with a career ledger of 82-93-175 following first-team All-America selections in 1997-98 and 1998-99. Also the school's career games played leader with 122, he was named National College Division Player of the Year in 1998-99 by the American Hockey Coaches Association, posting season totals of 22-29-51. During his

junior season, he ranked fifth in the nation in goals scored and led the country in game-winning goals. Native of Richmond, British Columbia.

## Smillie's Career Statistics

Year	GP	G	A	Pts	Pen-PIM	PPG	SHG	GWG
1996	28	17	17	34	7-14	10	1	1
1997	28	9	20	29	3-6	3	0	1
1998	33	34	27	61	7-14	13	1	6
1999	33	22	29	51	13-26	6	3	5
<b>Totals</b>	<b>122</b>	<b>82</b>	<b>93</b>	<b>175</b>	<b>30-60</b>	<b>32</b>	<b>5</b>	<b>13</b>



**Maris Ziedins**  
Forward  
2003 Sid Watson Award Winner

Ziedins ranks third on the St. Norbert career scoring list at 74-71-145. A natural goal-scorer, he was twice named a first-team All-America and the 2003 NCAA Division III Player of the Year. In 2003, he scored 18 goals and 19 assists for 37 points after he scored 21 goals and 20 assists for 41 points in 2002. Ziedins became the first St. Norbert Col-

lege athlete to participate in the Olympics when he skated with his native Latvia in the 2006 Winter Games. Native of Talsi, Latvia.

## Ziedins' Career Statistics

Year	GP	G	A	Pts	Pen-PIM	PPG	SHG	GWG
2000	29	14	13	27	12-24	6	0	3
2001	28	21	19	40	4-8	9	0	3
2002	29	21	20	41	5-10	7	0	1
2003	31	18	19	37	7-14	9	1	2
<b>Totals</b>	<b>117</b>	<b>74</b>	<b>71</b>	<b>145</b>	<b>28-56</b>	<b>31</b>	<b>1</b>	<b>9</b>



**Kyle Jones**  
Goaltender  
2008 Sid Watson Award Winner

One of the top goaltenders in NCAA Division III history, Jones set several national records en route to leading the Green Knights to the 2008 national championship. Jones leads the NCAA Division III in career shutouts (25). During the 2008 season, Jones' 1.09 goals against average and 10 shutouts were also national records.

Holds Division III record for longest shutout sequence

at 337 minutes 22 seconds during 2006. Participated in 2008 Frozen Four Skills Challenge in Denver, and did not allow a goal facing Division I skaters. Native of North Delta, British Columbia.

## Jones' Career Statistics

Year	GP	Minutes	GA	GAA	Saves	Sv Pct.	W-L-T
2005	21	1192:03	35	1.76	424	.924	17-1-1
2006	30	1767:54	52	1.76	589	.919	24-4-2
2007	31	1975:26	56	1.79	588	.913	25-4-2
2008	25	1543:31	28	1.09	536	.950	21-1-3
<b>Totals</b>	<b>107</b>	<b>6378:54</b>	<b>171</b>	<b>1.61</b>	<b>2136</b>	<b>.926</b>	<b>87-10-8</b>



**David Jacobson**  
Goaltender  
2014 Sid Watson Award Winner

The only goaltender in St. Norbert history to be in net for two national championships, Jacobson led the Green Knights to Division III titles in 2012 and 2015. During the 2014 season, Jacobson was second in Division III in goals against average (1.26) and winning percentage (.942) and was tied for the national lead in shutouts with seven. Had career-long shutout

sequence of 248:38 in 2012. Is second in Division III history in goals against average (1.49) and shutouts (20) and is third all-time in wins (75). Native of Janesville, Wisconsin.

## Jacobson's Career Statistics

Year	GP	Minutes	GA	GAA	Saves	Sv Pct.	W-L-T
2012	25	1448:52	37	1.53	539	.936	19-2-3
2013	28	1597:43	43	1.61	580	.931	20-6-1
2014	26	1569:48	33	1.26	515	.936	24-1-1
2015	16	942:09	25	1.59	305	.924	12-2-1
<b>Totals</b>	<b>95</b>	<b>5558:32</b>	<b>138</b>	<b>1.49</b>	<b>1906</b>	<b>.932</b>	<b>75-11-6</b>

**This season** marks the 40th year the Northern Collegiate Hockey Association name will be used to represent some of the best NCAA Division III hockey in the country.

Big changes came in 2013-14. The five Wisconsin Intercollegiate Athletic Conference members left the original NCHA, with St. Norbert College and the College of St. Scholastica joining the eight-team Midwest Collegiate Hockey Association. In April 2013, the NCHA replaced the MCHA moniker.

The Green Knights are aiming for their 17th league championship as they begin their 26th season of league play in the 11th-team conference, one of the most prestigious in NCAA Division III hockey.

The NCHA banner has captured 19 Division II or III national championships, and its regular-season champions have advanced to an NCAA Championship game in 25 of the past 37 years.

The Midwest Conference, to which St. Norbert belongs for all other intercollegiate competition, does not sponsor hockey.

The NCHA tournament champion will play for the Harris Cup, named after Milwaukee School of Engineering athletics director Dan Harris, who served as the first president of the MCHA and was instrumental in the growth of the conference.

The regular-season champion will receive the Peters Cup, named after Bob Peters, the long-time Bemidji State coach. Peters won 728 games and 13 national championships with the Beavers, including two NCAA titles as an early member of the NCHA back in 1984 and 1986. The Peters Cup is an NCHA tradition, as it had been handed out to the NCHA playoff championship winner since 1998.

The MCHA started in the late 1990s, when a group of independent NCAA hockey programs which all formed within the same time period came together to aid in scheduling and provide additional competitive opportunities for their programs. Hence, the Midwest Collegiate Hockey Association was born prior to the start of the 1998-1999 season.

Charter members of the league were Benedictine University, The University of Findlay, Lawrence University, Marian University, Milwaukee School of Engineering and Northland College.

The University of Findlay hosted the first MCHA Tournament and claimed the league's first championship. After the inaugural season, Findlay left the league to pursue NCAA Division I membership in hockey and Benedictine dropped their hockey program.

In the spring of 1999, the University of Minnesota at Crookston joined the MCHA to bring the total membership to five institutions. The next addition to the MCHA occurred in 2004-05 when Finlandia University joined the conference. After staying at six members for three consecutive seasons, the MCHA saw expansive growth and moved to eight teams for the 2007-08 season, as Adrian College and Concordia University joined the ranks of the conference.

The expansion did not stop there, as Lake Forest College was accepted into the league and began play in the 2009-10 season, with Minnesota-Crookston leaving following the 2008-09 campaign to bring membership to eight schools until St. Norbert and St. Scholastica joined in 2013-14. Aurora University joined the league for 2015-16, with Trine University coming aboard in 2017-18. Northland departed after 2018-19.



## The Northern Collegiate Hockey Association

Commissioner: Don Olson

Director of Public Relations: Brian Monahan

Director of Sports Information: Chris Zills

[www.nchahockey.org](http://www.nchahockey.org)

## NCHA Championships

Year	Regular Season	Record (Pts.)	Coach	Playoff Champion	Coach
1981-82	Bemidji State	16-3-1 (33)	Bob Peters		
1982-83	Bemidji State	16-3-1 (33)	Mike Gibbons		
1983-84	Bemidji State	18-0-0 (36)	Bob Peters		
1984-85	Bemidji State	14-3-1 (20.5)	Bob Peters		
1985-86	Bemidji State	12-6-0 (34)	Bob Peters	Bemidji State	Bob Peters
	Minnesota State	11-5-2 (34)	Don Brose		
1986-87	Minnesota State	13-6-1 (39)	Don Brose	Bemidji State	Bob Peters
	St. Cloud State	13-6-1 (39)	Herb Brooks		
1987-88	UW-River Falls	20-4-0 (40)	Rick Kozuback	UW-River Falls	Rick Kozuback
1988-89	UW-Stevens Point	19-1-0 (38)	Mark Mazzoleni	UW-Stevens Point	Mark Mazzoleni
1989-90	UW-Stevens Point	19-2-3 (41)	Mark Mazzoleni	UW-Stevens Point	Mark Mazzoleni
1990-91	Bemidji State	17-4-3 (37)	Bob Peters	UW-Stevens Point	Mark Mazzoleni
	Minnesota State	16-3-5 (37)	Don Brose		
1991-92	UW-Stevens Point	14-4-2 (30)	Joe Baldarotta	UW-Stevens Point	Joe Baldarotta
1992-93	UW-Stevens Point	17-1-2 (36)	Joe Baldarotta	UW-Stevens Point	Joe Baldarotta
1993-94	UW-Superior	13-4-3 (29)	Steve Nelson	UW-Superior	Steve Nelson
1994-95	Bemidji State	16-3-1 (33)	Bob Peters	Bemidji State	Bob Peters
1995-96	UW-River Falls	16-3-1 (33)	Dean Talafous	UW-River Falls	Dean Talafous
1996-97	<b>St. Norbert</b>	<b>16-4-0 (32)</b>	<b>Tim Coghlin</b>	UW-Superior	Steve Nelson
1997-98	<b>St. Norbert</b>	<b>17-3-0 (34)</b>	<b>Tim Coghlin</b>	<b>St. Norbert</b>	<b>Tim Coghlin</b>
1998-99	<b>St. Norbert</b>	<b>12-2-2 (26)</b>	<b>Tim Coghlin</b>	<b>St. Norbert</b>	<b>Tim Coghlin</b>
1999-00	UW-Stevens Point	12-2-0 (24)	Joe Baldarotta	UW-Superior	Steve Nelson
2000-01	UW-Superior	11-3-0 (22)	Dan Stauber	UW-Superior	Dan Stauber
2001-02	<b>St. Norbert</b>	<b>12-0-2 (26)</b>	<b>Tim Coghlin</b>	UW-Superior	Dan Stauber
2002-03	<b>St. Norbert</b>	<b>12-1-1 (25)</b>	<b>Tim Coghlin</b>	<b>St. Norbert</b>	<b>Tim Coghlin</b>
2003-04	<b>St. Norbert</b>	<b>11-2-1 (23)</b>	<b>Tim Coghlin</b>	<b>St. Norbert</b>	<b>Tim Coghlin</b>
2004-05	<b>St. Norbert</b>	<b>12-0-2 (26)</b>	<b>Tim Coghlin</b>	<b>St. Norbert</b>	<b>Tim Coghlin</b>
2005-06	<b>St. Norbert</b>	<b>10-2-2 (22)</b>	<b>Tim Coghlin</b>	UW-Superior	Dan Stauber
2006-07	<b>St. Norbert</b>	<b>10-3-1 (21)</b>	<b>Tim Coghlin</b>	<b>St. Norbert</b>	<b>Tim Coghlin</b>
	UW-River Falls	10-3-1 (21)	Steve Freeman		
	UW-Stout	10-3-1 (21)	Terry Watkins		
2007-08	<b>St. Norbert</b>	<b>10-0-4 (24)</b>	<b>Tim Coghlin</b>	<b>St. Norbert</b>	<b>Tim Coghlin</b>
2008-09	UW-Superior	11-1-2 (24)	Dan Stauber	UW-Stout	Terry Watkins
2009-10	<b>St. Norbert</b>	<b>14-2-2 (30)</b>	<b>Tim Coghlin</b>	<b>St. Norbert</b>	<b>Tim Coghlin</b>
2010-11	<b>St. Norbert</b>	<b>14-3-1 (29)</b>	<b>Tim Coghlin</b>	<b>St. Norbert</b>	<b>Tim Coghlin</b>
2011-12	<b>St. Norbert</b>	<b>12-4-2 (26)</b>	<b>Tim Coghlin</b>	<b>St. Norbert</b>	<b>Tim Coghlin</b>
2012-13	UW-Eau Claire	14-3-1 (29)	Matt Loen	<b>St. Norbert</b>	<b>Tim Coghlin</b>
2013-14	<b>St. Norbert</b>	<b>16-2-0 (29)</b>	<b>Tim Coghlin</b>	<b>St. Norbert</b>	<b>Tim Coghlin</b>
2014-15	Adrian	16-1-1 (33)	Adam Krug	Adrian	Adam Krug
2015-16	Adrian	17-2-1 (35)	Adam Krug	Adrian	Adam Krug
	<b>St. Norbert</b>	<b>17-2-1 (35)</b>	<b>Tim Coghlin</b>		
2016-17	Adrian	17-3-0 (34)	Adam Krug	<b>St. Norbert</b>	<b>Tim Coghlin</b>
2017-18	Adrian	17-1-0 (34)	Adam Krug	<b>St. Norbert</b>	<b>Tim Coghlin</b>
2018-19	<b>St. Norbert</b>	<b>14-3-1 (29)</b>	<b>Tim Coghlin</b>	<b>St. Norbert</b>	<b>Tim Coghlin</b>

## National Champions from the NCHA

Year	School	NCAA Division
2018	<b>St. Norbert</b>	III
2014	<b>St. Norbert</b>	III
2013	UW-Eau Claire	III
2012	<b>St. Norbert</b>	III
2011	<b>St. Norbert</b>	III
2008	<b>St. Norbert</b>	III
2002	UW-Superior	III
1997	Bemidji State	II
1995	Bemidji State	II
1994	UW-River Falls	III
	Bemidji State	II
1993	UW-Stevens Point	III
	Bemidji State	II
1991	UW-Stevens Point	III
1990	UW-Stevens Point	III
1989	UW-Stevens Point	III
1988	UW-River Falls	III
1986	Bemidji State	II
1984	Bemidji State	II



## 2018-2019 Northern Collegiate Hockey Association Standings

School	W	L	T	Pts	GF	GA
<b>St. Norbert</b>	<b>14</b>	<b>3</b>	<b>1</b>	<b>29</b>	<b>83</b>	<b>31</b>
Adrian	13	4	1	27	64	47
Marian	11	5	2	24	38	28
Lake Forest	9	5	4	22	57	39
Northland	9	7	2	20	59	55
Aurora	8	9	1	17	50	50
MSOE	7	8	3	17	51	52
Finlandia	6	10	2	14	41	58
St. Scholastica	6	11	1	13	54	71
Trine	6	11	1	13	45	59
Concordia-Wis.	5	11	2	12	47	62
Lawrence	3	13	2	8	39	76

**Overall:** St. Norbert 23-5-3, Adrian 20-8-1, Marian 14-10-4, Lake Forest 12-10-6, Northland 12-13-2, Aurora 12-14-1, MSOE 10-13-4, Finlandia 8-17-2, St. Scholastica 11-13-1, Trine 10-13-2, Concordia-Wis. 7-15-3, Lawrence 5-18-2.

### NCHA Points Leaders

##	Player-Team	Team	Yr.	Pos.	GP	PPG	G-A-P
1	<b>Roman Uchyn</b>	<b>St. Norbert</b>	<b>SR</b>	<b>F</b>	<b>31</b>	<b>1.06</b>	<b>15-18-33</b>
	<b>Riley Christensen</b>	<b>St. Norbert</b>	<b>SR</b>	<b>F</b>	<b>31</b>	<b>1.06</b>	<b>14-19-33</b>
3	Cory Dunn	Adrian	SR	RD	28	1.11	5-26-31
	<b>Peter Bates</b>	<b>St. Norbert</b>	<b>SO</b>	<b>F</b>	<b>31</b>	<b>1.00</b>	<b>11-20-31</b>
5	<b>Dominick Sacco</b>	<b>St. Norbert</b>	<b>JR</b>	<b>F</b>	<b>30</b>	<b>1.00</b>	<b>12-18-30</b>
6	Dino Balsamo	Adrian	JR	F	28	1.04	13-16-29
7	Braden Hellems	Adrian	SR	RD	28	0.96	11-16-27
	<b>Peyton Frantti</b>	<b>St. Norbert</b>	<b>FR</b>	<b>F</b>	<b>31</b>	<b>0.87</b>	<b>14-13-27</b>
	<b>Brendon Gysbers</b>	<b>St. Norbert</b>	<b>FR</b>	<b>D</b>	<b>31</b>	<b>0.87</b>	<b>4-23-27</b>
10	Cole Golka	St. Scholastica	SR	F	25	1.04	13-13-26
	Kalib Ford	Northland	JR	F	26	1.00	7-19-26
12	Nick Guiney	Concordia (WI)	SO	F	23	1.09	7-18-25
13	Garrett Hallford	Trine	FR	F	25	0.96	12-12-24
	Josh Koeplinger	Lawrence	SR	F	25	0.96	10-14-24
	Jordan Fralich	St. Scholastica	SO	D	25	0.96	3-21-24
	Connor Armour	Adrian	SR	C	29	0.83	4-20-24
	<b>Kurt Black</b>	<b>St. Norbert</b>	<b>JR</b>	<b>F</b>	<b>30</b>	<b>0.80</b>	<b>13-11-24</b>
18	Bryan Yim	Adrian	SR	RWC	29	0.79	15- 8-23
	Trevor Boyd	Adrian	SR	LW	29	0.79	13-10-23
	<b>Timmy Nicksic</b>	<b>St. Norbert</b>	<b>SO</b>	<b>F</b>	<b>31</b>	<b>0.74</b>	<b>10-13-23</b>

### Goals Against Average (Minimum 33% of Team Minutes Played)

##	Player-Team	Team	Yr.	Minutes	GA	GAA
1	<b>T.J. Black</b>	<b>St. Norbert</b>	<b>SR</b>	<b>1729:02</b>	<b>49</b>	<b>1.70</b>
2	Hunter Vorva	Marian	JR	1533:21	47	1.84
3	Kevin Entmaa	Adrian	SR	1377:13	47	2.05
4	George Argiropoulos	Lake Forest	SR	1056:47	39	2.21
5	Louis-Phillippe De Courcy	Lake Forest	SR	634:05	25	2.37
6	Brett Young	Trine	JR	1240:08	55	2.66
7	Rock Boynton	Milwaukee School of Engineering	SO	1378:42	62	2.70
8	Josh Boyko	Aurora	SO	1357:00	67	2.96
9	Nick Trenciansky	St. Scholastica	SO	1056:17	53	3.01
10	David Krejik	Northland	SR	1374:52	69	3.01

## All-NCHA Team

### FIRST TEAM

#### Goaltenders

**T.J. Black, Sr., St. Norbert**  
Hunter Vorva, Jr., Marian

#### Defenseemen

**Luke Davison, So., St. Norbert**  
Cory Dunn, Sr., Adrian  
Jordan Fralich, So., St. Scholastica  
Braden Hellems, Sr., Adrian

#### Forwards

Trevor Boyd, Sr., Adrian  
**Riley Christensen, Sr., St. Norbert**  
Cole Golka, Sr., St. Scholastica  
Josh Koeplinger, Sr., Lawrence  
**Dominick Sacco, Jr., St. Norbert**  
**Roman Uchyn, Sr., St. Norbert**

#### Player of the Year

Hunter Vorva, Marian

#### Freshman of the Year

**Brendon Gysbers, St. Norbert**  
Garrett Hallford, Trine

#### Coach of the Year

**Tim Coghlin, St. Norbert**

## ALL-FRESHMAN TEAM

#### Goaltender

Bo Didur, Concordia-Wis.

#### Defenseemen

Sam Fuss, St. Scholastica  
**Brendon Gysbers, St. Norbert**

#### Forwards

Zackary Fisher, Northland  
**Peyton Frantti, St. Norbert**  
Josh Giacomini, Lake Forest  
Garrett Hallford, Trine

## HARRIS CUP

### ALL-TOURNAMENT TEAM

#### Goaltender

**T.J. Black, St. Norbert (MVP)**

#### Defenseemen

Cory Dunn, Adrian  
**Brendon Gysbers, St. Norbert**

#### Forwards

Dino Balsamo, Adrian  
**Peyton Frantti, St. Norbert**  
**Timmy Nicksic, St. Norbert**



## 2018-2019 St. Norbert College Team Game-by-Game Comparison

Date	Opponent	Score	SUMMARY			Shots	PENALTIES No-Min / No-Min	POWER PLAYS G-Ch / G-Ch
			Goals	Assists				
10/27/18	MSOE	5-0	5/0	9/0	36/14	5-18 / 6-12	1-4 / 0-3	
11/2/18	at Concordia-Wis.	3-2	3/2	6/4	33/25	4-8 / 4-8	1-4 / 1-3	
11/3/18	at MSOE	2-3	2/3	4/2	37/24	8-16 / 8-16	1-7 / 2-8	
11/9/18	at Trine Univ.	4-0	4/0	8/0	38/16	4-8 / 4-19	1-3 / 0-4	
11/10/18	at Adrian College	3-4	3/4	5/7	31/34	5-10 / 7-14	0-6 / 1-4	
11/16/18	UW-EAU CLAIRE	2-1	2/1	4/2	25/23	7-14 / 9-18	2-6 / 0-4	
11/17/18	UW-STEVENS POINT	1-1	1/1	2/2	26/20	3-6 / 6-12	0-6 / 0-3	
11/23/18	STEVENSON UNIV.	3-0	3/0	3/0	33/30	4-8 / 3-6	1-2 / 0-3	
11/24/18	NEUMANN UNIV.	4-1	4/1	5/1	45/28	5-10 / 4-8	1-3 / 1-5	
11/30/18	LAWRENCE UNIV.	8-1	8/1	16/0	51/15	5-10 / 9-18	2-8 / 0-4	
12/1/18	MARIAN UNIV.	5-0	5/0	6/0	33/15	2-4 / 1-2	0-1 / 0-2	
12/7/18	at Augsburg Univ.	5-6	5/6	7/10	43/32	4-19 / 4-8	1-3 / 0-2	
12/8/18	at Augsburg Univ.	3-3	3/3	5/4	38/41	6-12 / 8-16	2-5 / 1-3	
1/4/19	LAKE FOREST COLLEGE	1-1	1/1	2/2	30/21	2-4 / 1-2	0-1 / 0-2	
1/5/19	AURORA UNIV.	5-1	5/1	10/2	40/25	3-6 / 4-8	0-3 / 0-2	
1/11/19	at Marian Univ.	1-3	1/3	2/6	33/34	2-4 / 6-12	0-6 / 1-2	
1/12/19	at Lawrence Univ.	4-1	4/1	8/2	35/24	5-24 / 3-6	1-3 / 1-4	
1/18/19	NORTHLAND COLLEGE	7-0	7/0	13/0	42/16	2-4 / 3-6	2-3 / 0-2	
1/19/19	ST. SCHOLASTICA	7-2	7/2	14/3	27/21	6-12 / 5-13	4-7 / 1-6	
1/25/19	ADRIAN COLLEGE	7-0	7/0	12/0	39/22	9-18 / 14-58	2-5 / 0-4	
1/26/19	TRINE UNIV.	3-2	3/2	6/3	29/31	7-14 / 9-18	3-8 / 1-6	
2/1/19	at St. Scholastica	6-5	6/5	11/10	41/29	4-8 / 5-10	1-4 / 1-3	
2/2/19	at Northland College	6-4	6/4	11/8	35/31	1-2 / 3-6	0-3 / 0-1	
2/8/19	FINLANDIA UNIV.	3-1	3/1	5/2	33/18	3-14 / 6-20	1-4 / 1-1	
2/9/19	at Finlandia Univ.	8-1	8/1	16/2	28/31	4-8 / 9-37	3-7 / 1-3	
2/15/19	FINLANDIA UNIV.	2-1	2/1	4/0	29/11	3-6 / 3-6	0-3 / 0-3	
2/16/19	FINLANDIA UNIV.	9-0	9/0	18/0	57/12	3-6 / 18-69	7-16 / 0-1	
2/23/19	MARIAN UNIV.	6-2	6/2	9/2	36/15	6-12 / 11-36	2-10 / 1-4	
3/2/19	ADRIAN COLLEGE	4-1	4/1	7/0	36/32	4-8 / 4-8	1-4 / 0-3	
3/9/19	AUGSBURG UNIV.	4-3	4/3	7/6	40/22	3-6 / 5-10	1-4 / 1-2	
<b>Totals</b>		<b>131-53</b>	<b>131/53</b>	<b>235/86</b>	<b>1096/747</b>	<b>132-308 / 186-490</b>	<b>41-153 / 16-100</b>	

Note: Game totals are displayed in the format TEAM/OPPONENT for each category

### St. Norbert College - Individual Game Highs

POINTS	5	Brad Pung at Finlandia Univ. (2/9/19)
GOALS	3	Peyton Frantti vs Finlandia Univ. (2/16/19)
	3	Roman Uchyn at Finlandia Univ. (2/9/19)
	3	Kurt Black vs Lawrence Univ. (11/30/18)
	3	Riley Christensen at Trine Univ. (11/9/18)

ASSISTS	4	Brendon Gysbers vs Finlandia Univ. (2/16/19)
	4	Brad Pung at Finlandia Univ. (2/9/19)
SAVES	38	Ryan Bontorin at Augsburg Univ. (12/8/18)
PENALTIES	3	Timmy Nicksic vs UW-Eau Claire (11/16/18)
PENALTY MINUTES	15	Peyton Frantti at Lawrence Univ. (1/12/19)
	15	Steven Mather at Augsburg Univ. (12/7/18)

### Team - Game Highs

POINTS	27	vs Finlandia Univ. (2/16/19)
GOALS	9	vs Finlandia Univ. (2/16/19)
ASSISTS	18	vs Finlandia Univ. (2/16/19)
SHOTS ON GOAL	57	vs Finlandia Univ. (2/16/19)
SAVES	38	at Augsburg Univ. (12/8/18)
PENALTIES	9	vs Adrian College (1/25/19)
PENALTY MINUTES	24	at Lawrence Univ. (1/12/19)

### Opponent - Game Highs

POINTS	16	at Augsburg Univ. (12/7/18)
GOALS	6	at Augsburg Univ. (12/7/18)
ASSISTS	10	at St. Scholastica (2/1/19)
	10	at Augsburg Univ. (12/7/18)
SHOTS ON GOAL	41	at Augsburg Univ. (12/8/18)
SAVES	48	vs Finlandia Univ. (2/16/19)
PENALTIES	18	vs Finlandia Univ. (2/16/19)
PENALTY MINUTES	69	vs Finlandia Univ. (2/16/19)



## Game #1 (Oct. 27)

Cornerstone Community Center (1,211)  
No. 1 St. Norbert 5, MSOE 0

MSOE	0	0	0	-	0
SN	2	2	1	-	5

1st: SN - Black 1 (Mickelson, Mather), 3:27  
SN - Frantti 1 (Milligan, Gysbers), 17:47  
2nd: SN - Uchyn 1 (Bates, Davison), PPG, 6:52  
SN - Christensen 1 (Bates, Pung), 15:47  
3rd: SN - Gysbers 1 (Frantti), 14:17  
Penalties: MSOE 6-12, SN 5-18  
Power Play: MSOE 0-3, SN 1-4  
Saves: Boynton (MSOE) 12-13-6 - 31 (60:00)  
Black (SN) 5-3-6 - 14 (60:00)

## Game #2 (Nov. 2)

Ozaukee Ice Center (884)  
No. 1 St. Norbert 3, Concordia-Wis. 2 (OT)

SN	0	2	0	1	-	3
CUW	1	0	1	0	-	2

1st: CUW - Guerra 1 (Hahn, Guiney), PPG, 3:27  
2nd: SN - Christensen 2 (Kelly, Sacco), 1:35  
SN - Pung 1 (Sacco, Bates), PPG, 7:30  
3rd: CUW - Guerra 2 (Hahn, Dennis), 6:44  
OT: SN - Black 2 (Milligan, Uchyn), 4:21  
Penalties: SN 4-8, CUW 4-8  
Power Play: SN 1-4, CUW 1-3  
Saves: Black (SN) 8-7-8-0 - 23 (64:21)  
Delbridge (CUW) 5-13-9-3 - 30 (64:21)

## Game #3 (Nov. 3)

Kern Center (315)  
MSOE 3, No. 1 St. Norbert 2 (OT)

SN	1	1	0	0	-	2
MSOE	0	0	2	1	-	3

1st: SN - Uchyn 2 (Bates, Mickelson), 7:38  
2nd: SN - Sacco 1 (Bates, Davison), PPG, 12:57  
3rd: MSOE - Gintoli 2 (Makowski, Arifi), PPG, 7:35  
MSOE - Shand 1 (unassisted), PPG, 16:57  
OT: MSOE - Ostrowski 1 (unassisted), 2:53  
Penalties: SN 8-16, MSOE 8-16  
Power Play: SN 1-7, MSOE 2-8  
Saves: Black (SN) 6-8-7-0 - 21 (62:53)  
Boynton (MSOE) 12-10-11-2 - 35 (62:53)

## Game #4 (Nov. 9)

Thunder Ice Arena (989)  
No. 3 St. Norbert 4, Trine 0

SN	0	3	1	-	4
TU	0	0	0	-	0

1st: no scoring  
2nd: SN - Bates 1 (Uchyn, Pung), 1:11  
SN - Christensen 3 (Nicksic, Gysbers), 8:18  
SN - Christensen 4 (Van Diest, Milligan), 16:16  
3rd: SN - Christensen 5 (Milligan, Nicksic), PPG, 7:55  
Penalties: SN 4-8, TU 4-19  
Power Play: SN 1-3, TU 0-4  
Saves: Black (SN) 3-7-6 - 16 (60:00)  
Young (TU) 12-10-12 - 34 (60:00)

## Game #5 (Nov. 10)

Arrington Ice Arena (775)  
No. 4 Adrian 4, No. 3 St. Norbert 3 (OT)

SN	1	2	0	0	-	3
AC	0	0	3	1	-	4

1st: SN - Sacco 2 (Frantti, Phillips), 4:55  
2nd: SN - Bates 2 (LeSage), 4:10  
SN - Sacco 3 (Phillips, Davison), 18:49  
3rd: AC - Dunn 3 (Boyd), 1:46  
AC - Van Horn 1 (Dunn, Armour), PPG, 11:34  
AC - Yim 5 (Balsamo, Van Horn), EXG, 18:41  
OT: AC - Yim 6 (Hellem, Dunn), 1:45  
Penalties: SN 5-10, AC 7-14  
Power Play: SN 0-6, AC 1-4  
Saves: Black (SN) 7-10-13-0 - 30 (61:45)  
Entmaa (AC) 12-6-10-0 - 28 (61:09)

## Game #6 (Nov. 16)

Cornerstone Community Center (880)  
No. 4 St. Norbert 2, No. 5 UW-Eau Claire 1

EC	0	1	0	-	1
SN	1	1	0	-	2

1st: SN - Uchyn 3 (Christensen, Gysbers), PPG, 3:29  
2nd: EC - Froese 4 (Cooper, Koviak), SHG, 11:23  
SN - Christensen 6 (Gysbers, Milligan), PPG, 19:56  
3rd: no scoring  
Penalties: EC 9-18, SN 7-14  
Power Play: EC 0-4, SN 2-6  
Saves: Dymont (EC) 7-8-8 - 23 (58:59)  
Black (SN) 8-2-12 - 22 (60:00)

## Game #7 (Nov. 17)

Cornerstone Community Center (1,103)  
No. 4 St. Norbert 1, No. 1 UW-Stevens Point 1 (OT)

SP	0	0	1	0	-	1
SN	0	0	1	0	-	1

1st: no scoring  
2nd: no scoring  
3rd: SN - Uchyn 4 (Frantti, Bates), 1:06  
SP - Bittner 1 (Miller, Roo), 12:13  
OT: no scoring  
Penalties: SP 6-12, SN 3-6  
Power Play: SP 0-3, SN 0-6  
Saves: Ryckman (SP) 6-8-6-5 - 25 (65:00)  
Black (SN) 5-4-9-1 - 19 (65:00)

## Game #8 (Nov. 23)

Cornerstone Community Center (936)  
No. 3 St. Norbert 3, Stevenson 0

SU	0	0	0	-	0
SN	0	2	1	-	3

1st: no scoring  
2nd: SN - Black 3 (Sacco, Davison), PPG, 8:15  
SN - Black 4 (Uchyn), 16:51  
3rd: SN - Davison 3 (unassisted), 14:05  
Penalties: SU 3-6, SN 4-8  
Power Play: SU 0-3, SN 1-2  
Saves: McVeigh (SU) 9-12-9 - 30 (57:43)  
Black (SN) 9-7-14 - 30 (60:00)

## Game #9 (Nov. 24)

Cornerstone Community Center (799)  
No. 3 St. Norbert 4, Neumann 1

NU	1	0	0	-	1
SN	1	1	2	-	4

1st: NU - Mansbridge 1 (Florczak), PPG, 1:44  
SN - Bates 3 (Black, Davison), PPG, 6:43  
2nd: SN - Phillips 1 (Nicksic), SHG, 11:00  
3rd: SN - Nicksic 1 (penalty shot), 9:46  
SN - Black 5 (Froberg, Gaffney), 18:00  
Penalties: NU 4-8, SN 5-10  
Power Play: NU 1-5, SN 1-3  
Saves: Bernard (NU) 11-10-20 - 41 (60:00)  
Bontorin (SN) 9-9-9 - 27 (60:00)

## Game #10 (Nov. 30)

Cornerstone Community Center (847)  
No. 3 St. Norbert 8, Lawrence 1

LU	0	1	0	-	1
SN	3	5	0	-	8

1st: SN - Black 6 (Sacco, Davison), PPG, 5:28  
SN - Black 7 (Andrews, Davison), 15:06  
SN - Phillips 2 (Gaffney, Yates), 19:22  
2nd: LU - Gysi 1 (unassisted), SHG, 2:13  
SN - Cholak 1 (Yates, Mickelson), 3:44  
SN - Uchyn 5 (Mather, Christensen), 8:05  
SN - Thomas 1 (Yates, Gysbers), PPG, 9:15  
SN - Black 8 (Christensen, Van Diest), 15:14  
SN - Mickelson 1 (Nicksic, Milligan), 17:38  
3rd: no scoring  
Penalties: LU 9-18, SN 5-10  
Power Play: LU 0-4, SN 2-8  
Saves: Procopio (LU) 13-19-x - 32 (40:00)  
Cline (LU) x-x-11 - 11 (20:00)  
Black (SN) 3-6-5 - 14 (60:00)

## Game #11 (Dec. 1)

Cornerstone Community Center (922)  
No. 3 St. Norbert 5, No. 14 Marian 0

MU	0	0	0	-	0
SN	0	2	3	-	5

1st: no scoring  
2nd: SN - Nicksic 2 (Phillips), SHG, 0:33  
SN - Gysbers 2 (Frantti), 4:36  
3rd: SN - Sacco 4 (unassisted), 0:39  
SN - Milligan 1 (Cholak, Uchyn), 13:10  
SN - Frantti 2 (Bates, Thomas), 13:20  
Penalties: MU 1-2, SN 2-4  
Power Play: MU 0-2, SN 0-1  
Saves: Vorva (MU) 4-14-10 - 28 (60:00)  
Black (SN) 2-6-7 - 15 (60:00)

## Game #12 (Dec. 7)

Augsburg Ice Arena (264)  
No. 9 Augsburg 6, No. 3 St. Norbert 5 (OT)

SN	2	1	2	0	-	5
AUG	2	3	0	1	-	6

1st: SN - Andrews 1 (Sacco, Black), 1:42  
AUG - Rodriguez 11 (unassisted), 4:06  
SN - Pung 2 (Gysbers), 10:22  
AUG - Carey 3 (Dietsch, Hines), 17:58  
AUG - Martinsen 2 (Nehls, P. O'Connor), 0:27  
AUG - P. O'Connor 1 (Rodriguez, Madry), 3:00  
AUG - Brenk 3 (Rodriguez), 13:28  
SN - Froberg 1 (Sacco, Gysbers), 18:08  
3rd: SN - Nicksic 3 (Christensen, Gysbers), PPG, 5:55  
SN - Sacco 5 (unassisted), SHG, 11:29  
OT: AUG - Rodriguez 12 (Madry, Nehls), 1:29  
Penalties: SN 4-19, AUG 4-8  
Power Play: SN 1-3, AUG 0-2  
Saves: Black (SN) 8-7-10-1 - 26 (61:29)  
Schmit (AUG) 13-15-9-1 - 38 (61:29)

## Game #13 (Dec. 8)

Augsburg Ice Arena (303)  
No. 3 St. Norbert 3, No. 9 Augsburg 3 (OT)

SN	2	1	0	0	-	3
AUG	2	0	1	0	-	3

1st: AUG - Dietsch 3 (Brenk, P. O'Connor), 8:54  
SN - Christensen 7 (Davison, Uchyn), 15:54  
AUG - Larson 3 (unassisted), SHG, 18:37  
SN - Uchyn 6 (Milligan), PPG, 19:06  
SN - Bates 4 (Davison, Sacco), PPG, 6:00  
3rd: AUG - Dietsch 4 (P. O'Connor, Martinsen), PPG, 12:06  
OT: no scoring  
Penalties: SN 6-12, AUG 8-16  
Power Play: SN 2-5, AUG 1-3  
Saves: Bontorin (SN) 9-13-13-3 - 38 (65:00)  
Schmit (AUG) 12-12-6-5 - 35 (65:00)

## Game #14 (Jan. 4)

Cornerstone Community Center (856)  
No. 6 St. Norbert 1, Lake Forest 1 (OT)

LF	0	0	1	0	-	1
SN	0	1	0	0	-	1

1st: no scoring  
2nd: SN - Pung 3 (Nicksic, Bates), 1:46  
3rd: LF - O'Neill 7 (Loiselle, Guidorzi), EXG, 19:12  
OT: no scoring  
Penalties: LF 1-2, SN 2-4  
Power Play: LF 0-2, SN 0-1  
Saves: Argiopoulos (LF) 7-11-8-3 - 29 (64:27)  
Black (SN) 9-2-6-3 - 20 (65:00)

## Game #15 (Jan. 5)

Cornerstone Community Center (940)  
No. 6 St. Norbert 5, Aurora 1

AU	1	0	0	-	1
SN	0	2	3	-	5

1st: AU - Jungwirth 3 (Doyon, Rauh), 19:02  
2nd: SN - Uchyn 7 (Bates, Pung), 13:02  
SN - Christensen 8 (Andrews, Froberg), 17:45  
SN - Gysbers 3 (Christensen, Frantti), 11:07  
SN - Sacco 6 (Uchyn, Davison), 12:26  
SN - Milligan 2 (Cholak, Christensen), 18:43  
Penalties: AU 4-8, SN 3-6  
Power Play: AU 0-2, SN 0-3  
Saves: Boyko (AU) 15-8-12 - 35 (60:00)  
Black (SN) 9-8-7 - 24 (60:00)

## Game #16 (Jan. 11)

Blue Line Ice Center (463)  
Marian 3, No. 6 St. Norbert 1

SN	0	0	1	-	1
MU	3	0	0	-	3

1st: MU - Monfils 7 (Chernichko, Howie), 13:14  
MU - Valimont 3 (Blanco), PPG, 15:51  
MU - Ring 1 (Weston, Mathias), 17:55  
2nd: no scoring  
3rd: SN - Cholak 2 (Phillips, Pung), 17:15  
Penalties: SN 2-4, MU 6-12  
Power Play: SN 0-6, MU 1-2  
Saves: Black (SN) 9-16-6 - 31 (58:53)  
Vorva (MU) 12-10-10 - 32 (60:00)

# 2018-19 Game Summaries

## Game #17 (Jan. 12)

Appleton Family Ice Center (679)  
No. 6 St. Norbert 4, Lawrence 1

SN	2	1	1	-	4
LU	0	1	0	-	1

1st: SN - Christensen 9 (Phillips, Nicksic), 7:22  
SN - Froberg 2 (Cholak, Yates), 13:05

2nd: SN - Frantti 3 (Christensen, Uchyn), PPG, 12:35  
LU - Drinkard 5 (Koeplinger, Gysi), PPG, 19:08

3rd: SN - Sacco 7 (Nicksic, Davison), SHG, 9:31

Penalties: SN 5-24, LU 3-6  
Power Play: SN 1-3, LU 1-4  
Saves: Black (SN) 10-6-7 - 23 (60:00)  
Cline (LU) 7-17-7 - 31 (60:00)

## Game #18 (Jan. 18)

Cornerstone Community Center (833)  
No. 6 St. Norbert 7, Northland 0

NC	0	0	0	-	0
SN	3	1	3	-	7

1st: SN - Christensen 10 (Gysbers, Uchyn), PPG, 5:28  
SN - Milligan 3 (Froberg, Mather), 11:45  
SN - Bates 5 (Black), 14:06

2nd: SN - Nicksic 4 (Christensen, Gysbers), 16:31

3rd: SN - Sacco 8 (Pung, Uchyn), 0:22  
SN - Frantti 4 (Sacco, Pung), PPG, 12:16  
SN - Mather 1 (Milligan, Froberg), 16:40

Penalties: NC 3-6, SN 2-4  
Power Play: NC 0-2, SN 2-3  
Saves: Krejcik (NC) 10-x-x - 10 (14:06)  
Forslund (NC) 5-10-10 - 25 (45:54)  
Black (SN) 7-5-4 - 16 (60:00)

## Game #19 (Jan. 19)

Cornerstone Community Center (833)  
No. 6 St. Norbert 7, St. Scholastica 2

SS	0	1	1	-	2
SN	4	3	0	-	7

1st: SN - Milligan 4 (Cholak, Bates), 9:22  
SN - Yates 1 (Milligan, Gysbers), 9:49  
SN - Black 9 (Frantti, Andrews), 12:36  
SN - Uchyn 8 (Gysbers, Christensen), PPG, 16:15

2nd: SN - Frantti 5 (Bates, Davison), PPG, 1:05  
SS - Golka 12 (Radford), PPG, 11:08  
SN - Milligan 5 (Gysbers, Uchyn), PPG, 14:17  
SN - Spillum 1 (Cholak, Nicksic), PPG, 14:49

3rd: SS - Talbot 5 (Cordeiro, Bechard), 12:35

Penalties: SS 5-13, SN 6-12  
Power Play: SS 1-6, SN 4-7  
Saves: Ploszaj (SS) 4-x-8 - 12 (32:26)  
Steeves (SS) 2-6-x-8 (27:24)  
Black (SN) 6-4-9 - 19 (60:00)

## Game #20 (Jan. 25)

Cornerstone Community Center (1,213)  
No. 6 St. Norbert 7, No. 7 Adrian 0

AC	0	0	0	-	0
SN	1	1	5	-	7

1st: SN - Black 10 (Bates, Mickelson), 10:57  
SN - Nicksic 5 (unassisted), SHG, 7:11

2nd: SN - Frantti 6 (Sacco, Davison), PPG, 1:41  
SN - Uchyn 9 (Black, Christensen), PPG, 7:48  
SN - Frantti 7 (Black, Gysbers), 12:38  
SN - Nicksic 6 (Phillips, Spillum), 14:49  
SN - Black 11 (Bates, Frantti), 15:21

AC 14-58, SN 9-18

Penalties: AC 0-4, SN 2-5  
Power Play: Babintsev (AC) 10-13-8 - 31 (52:38)  
Crawford (AC) x-x-1 - 1 (7:22)  
Black (SN) 8-9-5 - 22 (60:00)

## Game #21 (Jan. 26)

Cornerstone Community Center (893)  
No. 6 St. Norbert 3, Trine 2

TU	1	0	1	-	2
SN	2	0	1	-	3

1st: SN - Milligan 6 (Black, Christensen), PPG, 7:32  
TU - Johanson 4 (Hallford, Casey), PPG, 10:43  
SN - Bates 6 (Sacco, Davison), PPG, 11:24

no scoring

2nd: SN - Frantti 8 (Sacco, Bates), PPG, 3:45  
TU - Meisenbacher 6 (Krumpshmidt), 5:29

3rd: TU 9-18, SN 7-14

Penalties: TU 1-6, SN 3-8  
Power Play: TU 1-6, SN 3-8  
Saves: Young (TU) 11-6-9 - 26 (58:19)  
Black (SN) 4-10-15 - 29 (60:00)

## Game #22 (Feb. 1)

Mars Lakeview Arena (210)  
No. 5 St. Norbert 6, St. Scholastica 5

SN	1	2	3	-	6
SS	0	2	3	-	5

1st: SN - Pung 4 (Davison, Sacco), 11:07  
SS - Rose 9 (Golka, Fuss), 1:12  
SN - Pung 5 (Frantti, Bates), PPG, 12:11  
SN - Gysbers 4 (Spillum, Milligan), 13:50  
SS - Rose 10 (Golka, Nolan), 16:44  
SS - Radford 1 (Star, Talbot), 0:18

2nd: SN - Phillips 3 (Christensen, Nicksic), 4:10  
SN - Nicksic 7 (Phillips, Christensen), 6:32  
SS - Star 5 (Frulich, Rose), PPG, 7:44  
SN - Sacco 9 (Uchyn), 10:44  
SS - Hansen 3 (Ross, Golka), 13:42

3rd: SN - Nicksic 7 (Phillips, Christensen), 6:32  
SS - Star 5 (Frulich, Rose), PPG, 7:44  
SN - Sacco 9 (Uchyn), 10:44  
SS - Hansen 3 (Ross, Golka), 13:42

Penalties: SN 4-8, SS 5-10  
Power Play: SN 1-4, SS 1-3  
Saves: Black (SN) 4-10-10 - 24 (60:00)  
Trenciansky (SS) 14-14-7 - 35 (58:50)

## Game #23 (Feb. 2)

Bay Area Civic Center (505)  
No. 5 St. Norbert 6, Northland 4

SN	3	2	1	-	6
NC	1	3	0	-	4

1st: SN - Milligan 7 (Cholak, Gysbers), 2:54  
NC - Shaver 2 (Courvoisier, Evans), 7:27  
SN - Uchyn 10 (Sacco, T.J. Black), 11:31  
SN - Milligan 8 (Mather, Van Diest), 13:50  
SN - Phillips 4 (Christensen, Nicksic), 16:57  
NC - Hester 3 (Courvoisier, Gonzalez), 17:32  
NC - Jeske 3 (Sonne, Glashauser), 18:36  
NC - Ford 6 (Racek, Woodliffe), 18:59  
SN - Phillips 5 (Christensen), 19:38  
SN - Frantti 9 (Bates, Black), 18:35

2nd: SN - Phillips 5 (Christensen, Nicksic), 18:35

3rd: SN - Frantti 9 (Bates, Black), 18:35

Penalties: SN 1-2, NC 3-6  
Power Play: SN 0-3, NC 0-1  
Saves: Black (SN) 12-8-7 - 27 (60:00)  
Krejckik (NC) 14-8-7 - 29 (59:00)

## Game #24 (Feb. 8)

Cornerstone Community Center (1,009)  
No. 5 St. Norbert 3, Finlandia 1

FU	0	0	1	-	1
SN	1	0	2	-	3

1st: SN - Christensen 11 (Gysbers, Uchyn), PPG, 19:07

2nd: no scoring

3rd: FU - H. Kero 4 (Hannon, Rezansoff), PPG, 2:45  
SN - Davison 2 (Pung), 4:22  
SN - Mather 2 (Nicksic, Phillips), 15:58

Penalties: FU 6-20, SN 3-14  
Power Play: FU 1-1, SN 1-4  
Saves: Gloss (FU) 10-7-13 - 30 (60:00)  
Black (SN) 7-7-3 - 17 (60:00)

## Game #25 (Feb. 9)

Houghton County Arena (587)  
No. 5 St. Norbert 8, Finlandia 1

SN	1	4	3	-	8
FU	1	0	0	-	1

1st: FU - Randell 5 (Hannon, D. Kero), PPG, 4:14  
SN - Uchyn 11 (Sacco, Pung), 12:54  
SN - Sacco 10 (Uchyn, Pung), 0:46  
SN - Bates 7 (Pung, Frantti), PPG, 6:06  
SN - Bates 8 (Black, Frantti), 8:25  
SN - Pung 6 (Bates, Davison), PPG, 10:25  
SN - Uchyn 12 (Christensen, Mickelson), 6:35  
SN - Uchyn 13 (Pung, Gysbers), PPG, 10:15  
SN - Milligan 9 (Mickelson, Phillips), 15:21

2nd: SN 4-8, FU 9-37  
SN 3-7, FU 1-3

3rd: Black (SN) 9-10-4 - 23 (49:23)  
Bontorin (SN) x-x-7 - 7 (10:37)  
D. Kero (FU) 7-9-2 - 18 (50:42)  
Seppinen (FU) x-x-2 - 2 (9:18)

Penalties: SN 4-8, FU 9-37  
Power Play: SN 3-7, FU 1-3  
Saves: Black (SN) 9-10-4 - 23 (49:23)  
Bontorin (SN) x-x-7 - 7 (10:37)  
D. Kero (FU) 7-9-2 - 18 (50:42)  
Seppinen (FU) x-x-2 - 2 (9:18)

## Game #26 (Feb. 15)

Cornerstone Community Center (854)  
No. 4 St. Norbert 2, Finlandia 1

FU	0	1	0	-	1
SN	0	2	0	-	2

1st: no scoring

2nd: SN - Bates 9 (Black, Frantti), 1:40  
FU - Bolen-Porter 5 (unassisted), 2:09  
SN - Phillips 6 (Mather, Mickelson), 17:51

3rd: no scoring

Penalties: FU 3-6, SN 3-6  
Power Play: FU 0-3, SN 0-3  
Saves: Gloss (FU) 12-8-7 - 27 (60:00)  
Black (SN) 4-2-4 - 10 (60:00)

## Game #27 (Feb. 16)

Cornerstone Community Center (918)  
No. 4 St. Norbert 9, Finlandia 0

FU	0	0	0	-	0
SN	4	2	3	-	9

1st: SN - Frantti 10 (Bates, Sacco), PPG, 5:10  
SN - Frantti 11 (Bates, Gysbers), 12:29  
SN - Christensen 12 (Gysbers, Uchyn), PPG, 14:10  
SN - Black 12 (Christensen, Gysbers), PPG, 18:31  
SN - Van Diest 1 (Christensen, Nicksic), PPG, 10:31  
SN - Frantti 12 (Bates, Gysbers), 14:05

2nd: SN - Bates 10 (Davison, Sacco), PPG, 4:47  
SN - Mickelson 2 (Thomas, Milligan), PPG, 17:42  
SN - Nicksic 8 (Yates, Andrews), PPG, 18:58

3rd: SN - Bates 10 (Davison, Sacco), PPG, 4:47  
SN - Mickelson 2 (Thomas, Milligan), PPG, 17:42  
SN - Nicksic 8 (Yates, Andrews), PPG, 18:58

Penalties: FU 18-69, SN 3-6  
Power Play: FU 0-1, SN 7-16  
Saves: Gloss (FU) 20-8-x - 28 (34:05)  
Seppinen (FU) x-4-16 - 20 (25:55)  
Black (SN) 7-3-x - 10 (40:00)  
Bontorin (SN) x-x-2 - 2 (20:00)

## Game #28 (Feb. 23)

Cornerstone Community Center (1,254)  
No. 3 St. Norbert 6, Marian 2

MU	0	1	1	-	2
SN	1	0	5	-	6

1st: SN - Black 13 (Uchyn, Davison), PPG, 9:34

2nd: MU - Blanck 6 (unassisted), 6:21

3rd: SN - Sacco 11 (Davison, Gysbers), 11:08  
SN - Frantti 13 (Pung, Davison), PPG, 12:51  
MU - Howie 8 (Valimont, Weston), EXG/PPG, 16:21  
SN - Phillips 7 (Christensen, Nicksic), 16:40  
SN - Frantti 14 (unassisted), ENG, 18:46  
SN - Andrews 2 (Phillips), ENG, 19:57

Penalties: MU 11-36, SN 6-12  
Power Play: MU 1-4, SN 2-10  
Saves: Vorva (MU) 11-14-5 - 30 (57:19)  
Black (SN) 5-2-6 - 13 (60:00)

## Game #29 (March 2)

Cornerstone Community Center (1,651)  
No. 3 St. Norbert 4, No. 8 Adrian 1

AC	0	0	1	-	1
SN	1	0	3	-	4

1st: SN - Nicksic 9 (Phillips), 16:25

2nd: no scoring

3rd: AC - Christensen 13 (Uchyn, Gysbers), PPG, 0:39  
SN - Paquette 3 (unassisted), 9:10  
SN - Bates 11 (Frantti, Black), 16:25  
SN - Nicksic 10 (Black, Frantti), ENG, 19:39

Penalties: AC 4-8, SN 4-8  
Power Play: AC 0-3, SN 1-4  
Saves: Entmaa (AC) 12-14-6 - 32 (58:57)  
Black (SN) 7-9-15 - 31 (60:00)

## Game #30 (March 9)

Cornerstone Community Center (1,593)  
No. 3 St. Norbert 4, No. 6 Augsburg 3 (OT)

AUG	0	0	3	0	-	3
SN	0	1	2	1	-	4

1st: no scoring

2nd: SN - Uchyn 14 (Sacco), 11:57  
AUG - Carey 10 (Madry, Rodriguez), 3:58  
AUG - Brenk 8 (Dollimer, Dietsch), 8:03  
AUG - Krych 2 (Gillett, Dietsch), PPG, 12:27  
SN - Christensen 14 (Andrews, Uchyn), PPG, 14:56  
SN - Uchyn 15 (Pung, Sacco), 18:49  
SN - Sacco 12 (Pung, Uchyn), 2:19

3rd: no scoring

OT: SN - Uchyn 14 (Sacco), 11:57  
AUG - Carey 10 (Madry, Rodriguez), 3:58  
AUG - Brenk 8 (Dollimer, Dietsch), 8:03  
AUG - Krych 2 (Gillett, Dietsch), PPG, 12:27  
SN - Christensen 14 (Andrews, Uchyn), PPG, 14:56  
SN - Uchyn 15 (Pung, Sacco), 18:49  
SN - Sacco 12 (Pung, Uchyn), 2:19

Penalties: AUG 5-10, SN 3-6  
Power Play: AUG 1-2, SN 1-4  
Saves: Schmit (AUG) 8-15-11-2 - 36 (62:19)  
Black (SN) 6-6-5-2 - 19 (62:19)

## Game #31 (March 16)

K.B. Willett Arena (1,850-c)  
No. 1 UW-Stevens Point 3, No. 3 St. Norbert 0

SN	0	0	0	-	0
SP	1	2	0	-	3

1st: SP - O'Brien 5 (C. Roo, Allemon), 16:24

2nd: SP - Karty 10 (Zech, O'Brien), 3:46  
SP - T.J. Roo 7 (McLean, Kiraly), PPG, 17:57

3rd: no scoring

Penalties: SN 3-9, SP 4-8  
Power Plays: SN 0-4, SP 1-3  
Saves: Black (SN) 11-10-11 - 32 (57:59)  
Ryckman (SP) 8-6-3 - 17 (60:00)

# 2008 NCAA CHAMPIONS

## NCAA Championship Game Summary

March 23, 2008

Lake Placid, N.Y.

Herb Brooks Arena (4,770)

St. Norbert 2, Plattsburgh State 0

PSU	0	0	0	-	0
SN	0	2	0	-	2

1st: no scoring

2nd: **SN - Pulak 3 (Tabisz, Petersen), 5:53**

**SN - Belanger 23 (Boyd, Tabisz), PPG, 10:25**

3rd: no scoring

Penalties: PSU 3-6, SN 6-23

Power Play: PSU 0-5, SN 1-3

Saves: Hince (PSU) 14-8-6 - 28 (57:30)

**Jones (SN) 10-10-12 - 32 (60:00)**

## 2007-08 Team Roster

No.	Name	Pos.
1	Julian Hernandez	G
2	Mike Bernardy	D
4	Shawn Overton	F
5	Sam Eccles	D
6	Jason Nopper	D
7	Dustin Walz	D
8	Jon Skoog	D
9	Adam Hammerbeck	D
10	Scott Pulak	F
11	Cory Harder	F
12	Steven Sleep (A)	F
14	Marc Belanger (A)	F
16	Shane Wheeler	F
17	Tyler Allen	F
18	Pat Callahan	F
20	Taylor Langford	F
22	Matt Boyd	F
23	Brandon Longley	F
24	Brad Herman	F
25	Dustin Dubas	D
26	Peter Fyilling	F
28	Nick Tabisz	D
29	Ryan Petersen (C)	F
31	Blake Bashor	G
33	Sam Tikka	D
35	Kyle Jones	G

Head Coach: Tim Coghlin

LAKE PLACID, N.Y. – The long wait is over.

Behind an unprecedented defensive effort in NCAA Division III history, the St. Norbert College ice hockey team claimed its first national championship with a 2-0 win over Plattsburgh State University at historic Herb Brooks Arena.

The Green Knights, who beat Norwich University 3-0 in the national semifinals, became the first team in NCAA Division III history to post shut-outs in both games in the NCAA Frozen Four. St. Norbert finished the year allowing just 43 goals in 32 games, with its scoring defense of 1.34 goals allowed per game setting a new NCAA Division III record. Middlebury's 1.47 scoring defense in 2006 was the previous standard.

St. Norbert finished the year 27-1-4, becoming just the third team in NCAA Division III history to finish a season with just one loss – and the first one-loss team to win a national championship. The Green Knights will also carry a 29-game unbeaten streak into the 2008-09 season.

The Green Knights survived an early Plattsburgh flurry in the first period to end the first 20 minutes of action scoreless.

St. Norbert scored 5 minutes 53 seconds into the second period when Scott Pulak deflected a Nick Tabisz shot past Cardinals goaltender Bryan Hince.

The Green Knights pushed the bulge out to 2-0 when Marc Belanger scored his 23rd goal of the season at 10:25 of the second on a wicked wristshot from just inside the blue line directly in front of the goal. After two Plattsburgh skaters collided, Belanger was free and took a pass from Matt Boyd. Belanger, who was stopped on a drive from the slot in the first period, fired a laser past Hince top-shelf.

From there, St. Norbert's penalty kill would do most of the heavy lifting. Peter Fyilling took a five-minute major checking from behind penalty at 13:57 of the second period. The

Green Knights killed off the penalty despite five Cardinal shots.

St. Norbert would have a 5-on-3 power play late in the second period that carried over into the third, but would not score.

Plattsburgh would get two power-play opportunities in the third period but did not score. The Cardinals also had the last 2:30 of the game with an extra attacker, but could not solve St. Norbert goaltender Kyle Jones.

Jones finished his stellar career with a 32-save shutout – his tenth of the season and the 25th of his career. Jones finished the 2007-08 season with a glittering 1.09 goals against average and a .950 save percentage – both NCAA Division III single-season records.

Jones, the 2008 NCAA Division III Player of the Year, finished one of the greatest careers in Division III hockey history with an 87-10-8 record, .926 save percentage and 1.61 goals against average.

Belanger, St. Norbert's only other senior, ended his 119-game career with 62 goals and 70 assists for 132 points. His career scoring is seventh all-time in school history, and his goals scored are fourth all-time in St. Norbert annals.

St. Norbert's championship now gives the Northern Collegiate Hockey Association its fifth different NCAA Division III national champion – joining Bemidji State (1986), UW-River Falls (1988, '94), UW-Stevens Point (1989, '90, '91, '93) and UW-Superior (2002). It is also the first national championship for a Midwest Conference member school, of which St. Norbert is a member in all other sports.

St. Norbert head coach Tim Coghlin became the first person in NCAA Division III history to play on and coach a national men's ice hockey champion. Coghlin was the captain of UW-Stevens Point's 1989 national championship squad.



# 2011 NCAA CHAMPIONS

**MINNEAPOLIS** – Titledown can add another trophy to its case.

St. Norbert College claimed its second men's ice hockey national championship with a 4-3 win over Adrian College at the NCAA Division III Frozen Four at the University of Minnesota's Ridder Arena. The Green Knights, who also won the national crown in 2008, finished the year 25-4-1. Adrian, which carried an 18-game unbeaten streak into the game, also finished 25-4-1.

The Green Knights scored the last marker in a seven-goal sequence that had teams alternating the scoring. Senior defenseman Nick Tabisz, a three-time first team All-America selection, blasted a power-play bomb from the right circle at the 15:26 mark for what would hold up as the game-winning score. It was Tabisz's fourth goal of the five-game St. Norbert post-season.

St. Norbert's defense locked down high-flying Adrian in the third period, with both teams only getting five shots on net. The Green Knights blocked a whopping 14 shots in the game, including five in the third period, to hold the national scoring leader to no goals in the final 20 minutes.

The Green Knights scored first just 4:15 into the game when Cody Keefer's shot hit Adrian goaltender Brad Fogal in the shoulder and waffled slowly past the goal line. The Bulldogs answered at 10:49 when Sam Kuzyk finished off a passing combination.

A bonanza on the power play then fueled the Green Knights, who turned in a season-high 3-for-5 effort with the man advantage. Tabisz fired a shot from the point that went past the

goal, and the rebound off the bottom of boards went straight to Johan Ryd for a power-play goal at 13:01. St. Norbert led 2-1 after one period.

Adrian knotted the game at 2-2 when Kyle Watson scored at 7:10, but the Green Knights responded with another power-play goal. Keefer caught a rebound from a Brandon Hoogenboom drive at 10:38 for his second goal of the game and his third of the Frozen Four. Keefer finished the year with a team-high 14 goals.

The Bulldogs answered again at 14:27 when Eric Miller's backdoor shot just snuck under the crossbar. But just 59 seconds later Tabisz answered with his decisive goal.

Not to be lost in the offense was the goaltending of two-time first team All-America honoree B.J. O'Brien. O'Brien was named the Frozen Four's Most Outstanding Player for the second consecutive year after making 17 stops in the title game. Keefer and Tabisz were also selected to the All-Tournament Team.

St. Norbert finished the year as the nation's top defensive team, allowing just 1.80 goals per game this season. The Green Knights have now led the nation in scoring defense three times in the last five years. The Green Knights, who scored just 102 goals in 30 games this season, finished the year a glittering 10-2 in one-goal games.

O'Brien finished the year leading the NCAA Division III in goals against average and winning percentage and was tied in shutouts. Ryd led the country in game-winning goals with seven. In addition to the team leading the country in scoring defense, it also had the top penalty-killing unit at 89.4 percent.

## NCAA Championship Game Summary

March 26, 2011 • Minneapolis, Minn.  
Ridder Arena (1,741)

**St. Norbert 4, Adrian 3**

AC	1	2	0	-	3
SN	2	2	0	-	4

1st: **SN - Keefer 13 (unassisted), 4:15**  
AC - Kuzyk 11 (Dahlinger, Waller), 10:49  
**SN - Ryd 10 (Tabisz), PPG, 13:01**

2nd: AC - Watson 5 (Dovey, Gallinger), 7:10  
**SN - Keefer 14 (Hoogenboom, Longley), PPG, 10:38**  
AC - Miller 19 (Skelly), 14:27  
**SN - Tabisz 9 (Ryd, Longley), PPG, 15:26**

3rd: no scoring  
Penalties: AC 6-12, SN 3-6  
Power Play: AC 0-2, SN 3-5  
Saves: Fogal (AC) 11-14-5 - 30 (59:05)  
**O'Brien (SN) 7-6-5 - 18 (60:00)**

## 2010-11 Team Roster

No.	Name	Pos.
1	Mike Martin	G
2	Mike Bernardy	D
3	Seth Soley	F
4	Justin Favreau	D
6	Zach McDonald	D
7	Dustin Walz	D
8	Cody Keefer	F
9	Adam Hammerbeck	D
10	Scott Pulak	F
11	Kyle Stroh	F
12	Noah Nemgar	F
14	Kurt Astle	F
15	Alain Joannette	F
17	Emil Haque	F
18	Ashton Reinboldt	F
20	Taylor Langford	F
21	Johan Ryd	F
22	Brandon Hoogenboom	F
23	Brandon Longley	F
24	Derek Donohue	F
25	Carl Ekstrom	D
26	Joe Perry	F
27	Dylan Exton	F
28	Nick Tabisz	D
29	Reid Campbell	D
30	B.J. O'Brien	G
31	Blake Bashor	G

**Head Coach:** Tim Coghlin

# 2012 NCAA CHAMPIONS

## NCAA Championship Game Summary

March 17, 2012

Lake Placid, N.Y.

Herb Brooks Arena (3,200)

St. Norbert 4, Oswego State 1

SN	2	1	1	-	4
OS	1	0	0	-	1

1st: SN - Keefer 16 (unassisted), 0:17

OS - Titanic 4 (Brown), 10:47

SN - Hoogenboom 5 (Campbell, Baptista), 17:29

2nd: SN - Keefer 17 (Ryd, Stroh), PPG, 18:23

3rd: SN - Keefer 18 (Ekstrom), 17:07

Penalties: SN 6-12, OS 5-10

Power Play: SN 1-5, OS 0-6

Saves: Jacobson (SN) 9-14-6 - 29 (59:58)

Hare (OS) 7-4-10 - 21 (58:48)

## 2011-12 Team Roster

No.	Name	Pos.
1	Mike Martin	G
2	Hunter Brown	D
3	Seth Soley	F
4	Justin Favreau	D
5	David Tulig	D
6	Zach McDonald	D
7	Chris Rial	F/D
8	Cody Keefer (A)	F
10	Cullen Bradshaw	F
11	Kyle Stroh	F
12	Noah Nemgar	F
15	Alain Joannette	F
16	Sam Dougherty	F
17	Emil Haque	F
18	Ashton Reinboldt	F
19	Mason Baptista	F
20	Brett Bower	F
21	Johan Ryd (C)	F
22	Brandon Hoogenboom (A)	F
24	Derek Donohue	F
25	Carl Ekstrom	D
26	Joe Perry	F
27	Sam Higgins	D
29	Reid Campbell	D
31	David Jacobson	G
33	Marian Fiala	D
34	Travis Bosch	G

Head Coach: Tim Coghlin

**LAKE PLACID, N.Y.** – The St. Norbert College men's hockey program is the now the owner of the rarest of happenings in sports - a dynasty.

The Green Knights won their third NCAA Division III national championship in five years, and became only the third program in tournament history to repeat as titlists, with a 4-1 win over Oswego State University at Herb Brooks Arena. The Green Knights (21-5-5) finished with a 14-1-1 roar down the stretch after a 7-4-4 start to the season.

St. Norbert has won 13 of its last 14 games in the NCAA Tournament, the only blemish a 2-1 double overtime loss to Norwich in the 2010 national championship game. That's the best mark by any team in the NCAA Tournament since Middlebury won 16 straight games from 1995 to 1998. Overall, the Green Knights have played in the national title game six times in the last nine years. The national title is the 16th for the Green Knights' conference, the Northern Collegiate Hockey Association.

Cody Keefer wasted little time in putting St. Norbert into the driver's seat, skating down the slot and sniping a wrister just 17 seconds into the game for a 1-0 lead.

The Lakers' David Titanic buried a feed from Chris Brown at 10:47 of the first period to even the score at 1-1 after the Green Knights had an uncharacteristic turnover deep in their defensive zone.

St. Norbert jumped back ahead toward the end of the first period when Brandon Hoogenboom knocked home a rebound at 17:29. The marker was Hoogenboom's first since Nov. 26, a span of 19 games.

Oswego (24-4-2) then had the better of the action in the second period, but couldn't find

the equalizer despite holding a 14-5 shots edge in the middle 20 minutes. The Lakers virtually had a four-minute power play midway through the period, but came up empty. Oswego's Chris Ayotte was fingered for interference at 16:42, and Keefer again found twine when he walked in on the doorstep to convert the power-play goal at 18:23 - his 10th of the year - for a 3-1 lead.

St. Norbert's trademark stingy third-period defense ruled the day in the final 20 minutes, with the Green Knights routinely turning the Lakers away at their offensive blue line. St. Norbert again had to kill off another virtual four-minute power play midway through the period, but continued to hold down its two-goal edge.

The Green Knights then finished off Oswego with a Keefer breakaway goal, cleanly beating Lakers' netminder Andrew Hare, with 2:53 left. Keefer's hat trick now gives him seven goals and one assist in six career Frozen Four games, and he has five goals in the last two national title games.

St. Norbert freshman goaltender David Jacobson turned in a virtuoso performance between the pipes that belied his collegiate experience. Jacobson made 29 saves in the game, including all 14 shots he faced in the crucial second period, to give him 55 saves in the Frozen Four. Jacobson was named the Frozen Four's Most Outstanding Player.

Joining Jacobson on the all-tournament team was Keefer, Johan Ryd and Zach McDonald - give the Green Knights four of the six spots. Ryd, Seth Soley and Alain Joannette are the only three St. Norbert seniors on this year's squad.

St. Norbert finished the game 1-for-5 on the power play, and held Oswego's power play to an 0-for-6 showing. Hare made 21 saves in net for the Lakers.



# 2014 NCAA CHAMPIONS

**LEWISTON, Maine** – There was no doubt in regard to who possessed the top NCAA Division III hockey team in the 2013-14 season.

Finishing the season with an impressive 11-0 kick, St. Norbert College claimed its fourth national championship in seven years with a gritty 3-1 win over long-time archrival UW-Stevens Point in the title game of the NCAA Division III Frozen Four at Androscoggin Bank Colisee.

Including its first "Run for the Roses" in 2008, the Green Knights have been simply dominant in the NCAA Tournament. St. Norbert has gone a remarkable 16-2 in that span, the only blemishes to Norwich University in the 2010 title game and to eventual 2013 champion UW-Eau Claire in a national quarterfinal. The national title was the third for this year's senior class, which also won championships in 2011 and 2012.

The Green Knights (28-3-1), who set a school record with 28 wins this season, knew it wouldn't be easy against the Pointers (22-6-2). Stevens Point was playing in its first national title game since 1998, and had won NCAA Division III titles in 1989, 1990, 1991 and 1993.

St. Norbert, who entered the game 24-2-1 when scoring first this season, drew first blood when Joe Perry scored his 24th goal of the season when his wraparound attempt found its way past the goal line at 13 minutes 6 seconds of the first period. The Green Knights added to their lead an NCAA Tournament-record 11 seconds later, when Erik Cooper's shot through traffic found twine at 13:17 for his 16th goal of the year.

The Green Knights had to battle their way through a second period that saw them kill off three Stevens Point power plays, although one was truncated to a 4-on-4 situation thanks to a Pointer infraction. About midway through the second period, a Michael Hill shot hit the crossbar, and was ruled no goal following a video review to keep St. Norbert ahead 2-0 after 40 minutes.

Stevens Point swung momentum in its favor when Garrett Ladd scored his 20th goal of the season just 45 seconds into the third period. The Pointers Scott Henegar was whistled for tripping at 3:46, and the Green Knights pushed ahead 3-1 just one second after the penalty expired on Marian Fiala's sixth marker of the season.

There were no penalties the rest of the game, and Stevens Point couldn't draw closer despite having an extra attacker on the ice for the final 2 minutes of the game.

Perry, who scored five goals and two assists in three NCAA Tournament games, was named the tournament's Most Outstanding Player. Perry's 24 goals are tied for second-most in a season in school history, and he's only the fourth St. Norbert player to reach that mark.

Fiala and goaltender David Jacobson were also named to the All-Tournament Team. Jacobson made 23 saves as the Green Knights killed off all four Stevens Point power plays. Jacobson, the first St. Norbert goaltender to be in net for two national championship wins, finishes the season 24-1-1 - the best record ever for a St. Norbert netminder.

Joe Kalisz and Kyle Brodie of Stevens Point were also named to the All-Tournament team, along with Shawn Hulshof from Oswego State University. Stevens Point goaltender Brandon Jaeger made 26 saves and also aided in killing off all four St. Norbert power plays.

St. Norbert finished the season leading Division III in scoring offense (4.78 goals per game) and scoring defense (1.44 goals per game). Since the NCAA officially began keeping track of national statistics in 1995-96, St. Norbert is the first Division III team to lead the country in offense and defense in the same season. It is the fourth time in the last eight years the Green Knights have led the country in scoring defense, and the first time they have led the nation in scoring offense.

## NCAA Championship Game Summary

**March 22, 2014 • Lewiston, Maine**  
**Androscoggin Bank Colisee (1,851)**  
**St. Norbert 3, UW-Stevens Point 1**

SP	0	0	1	-	1
SN	2	0	1	-	3

1st: **SN - Perry 24 (Zepeda), 13:06**

**SN - Cooper 16 (Thompson, Hill), 13:17**

2nd: no scoring

3rd: **SP - Ladd 20 (Kalisz, Gammage), 0:45**

**SN - Fiala 6 (Baptista), 5:47**

Penalties: SP 5-10, SN 5-10

Power Play: SP 0-4, SN 0-4

Saves: Jaeger (SP) 8-12-6 - 26 (58:00)

**Jacobson (SN) 7-7-9 - 23 (59:47)**

## 2013-14 Team Roster

No.	Name	Pos.
1	Mike Martin	G
2	Hunter Brown	D
3	George Malliaras	D
4	Blake Thompson	D
5	Ross Pavsek	F
6	Zach McDonald	D
7	Chris Rial	F
8	Noah Nelson	F
9	Connor Bradshaw	F
10	Cullen Bradshaw	F
11	Michael Hill	F
12	Pijus Rulevicius	F
16	Sam Dougherty	F
17	Emil Haque	F
18	Tyler Zepeda	F
19	Mason Baptista	F
20	Brett Bower	F
21	Patrick McCadden (A)	F
22	Brandon Hoogenboom (C)	F
23	Erik Cooper	F
24	T.J. Wees	D
26	Joe Perry (A)	F
27	Sam Higgins	D
29	Reid Campbell (A)	D
31	David Jacobson	G
33	Marian Fiala	D
35	Tony Kujava	G

**Head Coach:** Tim Coghlin



# 2018 NCAA CHAMPIONS

## NCAA Championship Game Summary

March 24, 2018

Lake Placid, N.Y.

Herb Brooks Arena (3,200)

St. Norbert 4, Oswego State 1

SN	1	1	0	0	1	-	3
SR	0	1	1	0	0	-	2

1st: SN - Sacco 12 (Froese, Bates), PPG, 18:31

2nd: SN - Davison 6 (Froese, Bates), PPG, 12:25  
SR - Russo 4 (Thompson, Sullivan), SHG, 13:30

3rd: SR - Boutousov 15 (Sullivan), 10:35

OT: no scoring

2OT: SN - Pung 8 (Froese, Johansson), 9:42

Penalties: SN 3-6, SR 3-9

Power Play: SN 2-4, SR 0-3

Saves: Black (SN) 9-3-12-14-3 - 41 (89:42)  
Wojtala (SR) 8-14-9-9-7 - 47 (89:42)

## 2017-18 Team Roster

No.	Name	Pos.
1	Kevin O'Hara	G
2	Alfred Johansson	D
5	Nick LeSage	D
6	Clay Van Diest	D
8	Timmy Nicksic	F
9	Dominick Sacco	F
10	Peter Bates	F
11	Jack Thomas	F
12	Keegan Milligan	F
14	Tyler Andrews	D
15	Tanner Froese (C)	F
16	Luke Karakas	F
17	Roman Uchyn	F
18	Romain Wild	F
19	William Yates	F
20	Steven Phillips (A)	F
21	Chris Rygus	D
22	Steven Mather	F
23	Kurt Black	F
24	Logan Froberg	F
25	Sean Campbell	D
26	Riley Christensen	F
27	Brad Pung (A)	F
28	Luke Davison	D
29	T.J. Black	G
35	Ryan Bontorin	G

Head Coach: Tim Coghlin

**LAKE PLACID, N.Y.** – The end certainly crowned the work for the 2017-18 St. Norbert College hockey team when the Green Knights claimed their fifth NCAA Division III national championship with a hard-fought 3-2 double-overtime win over Salve Regina University at Herb Brooks Arena. St. Norbert junior Brad Pung scored at 9:42 of double overtime to lift the Green Knights to their fifth national title in 11 seasons.

St. Norbert (27-4-1) finished the season with an impressive 12-game winning streak to cap off a memorable run for the roses. The Green Knights - who also won national championships in 2008, 2011, 2012 and 2014 - are now 22-4 in their last 26 NCAA Tournament games. The 2008 and 2012 national championships also came in Lake Placid.

The Green Knights took home the gold when Pung's wrister cleanly beat Salve Regina goaltender Blake Wojtala. Senior captain Tanner Froese came up the far wall and dropped the puck to Pung, who was unimpeded coming down the right slot. Pung's shot rifled past the goal line to set off a wild on-ice celebration.

St. Norbert scored the game's first two goals, both coming on the power play. Froese found Dominick Sacco coming down the slot on a power-play opportunity for a 1-0 lead with 18:31 elapsed in the first period.

The Green Knights added to their lead when the Seahawks were assessed a major boarding penalty. St. Norbert took advantage when Luke Davison's shot from the point bounced Wojtala's water bottle off the top of the cage at the 12:25 mark. Salve Regina quickly got back in the game however when Cameron Russo scored shorthanded 65 seconds later. St. Norbert took a 2-1 lead into second intermission despite holding a 15-4 advantage in shot in the second period.

The Seahawks (22-6-2) tied the game midway through the third period, when Paul Boutousov banged home a rebound at 10:35.

Salve Regina would outshoot St. Norbert 14-9 in the first overtime, but the Green Knights would have an 8-3 edge in the second extra session. St. Norbert held a 50-43 edge on shot on goal for the game.

Froese assisted on all three St. Norbert goals and was named the Most Outstanding Player of the tournament. Peter Bates also had a multi-point game with two assists.

In addition to Froese being named the Most Outstanding Player, Sacco and Davison were also named to the All-Tournament Team.

Black turned away 41 saves for St. Norbert, including several difficult saves in the first period. Black stopped 29 of the 30 shots he faced in the third period and two overtime sessions. Wojtala made 47 stops for the Seahawks.

# St. Norbert All-Americans



**Mason Baptista**  
Forward  
North York, Ontario  
Second Team AHCA, 2014;  
Third Team U.S. College  
Hockey Online, 2014

Year	GP	G	A	Pts	Pen-PIM	PPG	SHG	GWG
2012	28	3	10	13	9-18	1	0	0
2013	29	7	12	19	4-8	4	0	2
2014	32	11	27	38	12-24	3	0	2
2015	28	8	26	34	10-20	2	0	0
<b>Totals</b>	<b>117</b>	<b>29</b>	<b>75</b>	<b>104</b>	<b>35-70</b>	<b>10</b>	<b>0</b>	<b>4</b>



**Marc Belanger**  
Forward  
Nanaimo, British Columbia  
First Team AHCA, 2007;  
Second Team U.S. College Hockey  
Online, 2007; First Team AHCA,  
2008; First Team U.S. College  
Hockey Online, 2008

Year	GP	G	A	Pts	Pen-PIM	PPG	SHG	GWG
2005	26	7	10	17	14-28	1	0	2
2006	31	11	18	29	18-36	3	0	1
2007	30	21	20	41	14-28	9	0	1
2008	32	23	22	45	13-26	10	0	5
<b>Totals</b>	<b>119</b>	<b>62</b>	<b>70</b>	<b>132</b>	<b>59-118</b>	<b>23</b>	<b>0</b>	<b>9</b>



**T.J. Black**  
Goaltender  
Wheaton, Illinois  
First Team AHCA, 2017; Second  
Team U.S. College Hockey Online,  
2017; First Team AHCA, 2018;  
First Team U.S. College Hockey  
Online, 2018

Year	GP	Minutes	GA	GAA	Saves	Sv Pct.	W-L-T
2016	13	783:52	22	1.68	268	.924	10-2-1
2017	21	1240:58	27	1.31	419	.939	17-3-1
2018	32	1832:44	44	1.44	690	.940	27-3-1
2019	29	1729:02	49	1.70	620	.927	22-5-2
<b>Totals</b>	<b>95</b>	<b>5586:36</b>	<b>142</b>	<b>1.53</b>	<b>1997</b>	<b>.934</b>	<b>76-13-5</b>




**Chris Bodnar**  
Forward  
Thunder Bay, Ontario  
Second Team AHCA, 2002

Year	GP	G	A	Pts	Pen-PIM	PPG	SHG	GWG
2000	27	15	16	31	4-8	5	3	4
2001	28	18	22	40	7-14	8	1	0
2002	30	17	19	36	4-8	9	0	1
<b>Totals</b>	<b>85</b>	<b>50</b>	<b>57</b>	<b>107</b>	<b>15-30</b>	<b>22</b>	<b>4</b>	<b>5</b>



**Cullen Bradshaw**  
Forward  
Medicine Hat, Alberta  
Second Team U.S. College  
Hockey Online, 2014

Year	GP	G	A	Pts	Pen-PIM	PPG	SHG	GWG
2012	31	8	22	30	8-16	1	0	2
2013	29	13	14	27	6-12	6	1	3
2014	32	15	27	42	7-14	6	0	3
2015	28	11	21	32	4-8	5	0	3
<b>Totals</b>	<b>120</b>	<b>47</b>	<b>84</b>	<b>131</b>	<b>25-50</b>	<b>18</b>	<b>1</b>	<b>11</b>



**Reid Campbell**  
Defenseman  
Haines Junction, Yukon  
Second Team AHCA, 2012

Year	GP	G	A	Pts	Pen-PIM	PPG	SHG	GWG
2011	26	2	1	3	4-8	0	0	0
2012	31	4	9	13	14-39	1	0	0
2013	29	1	11	12	14-39	0	0	0
2014	32	3	9	12	9-18	0	0	0
<b>Totals</b>	<b>118</b>	<b>10</b>	<b>30</b>	<b>40</b>	<b>41-104</b>	<b>1</b>	<b>0</b>	<b>0</b>



**Sean Campbell**  
Defenseman  
Holt, Michigan  
Second Team AHCA, 2017;  
First Team AHCA, 2018

Year	GP	G	A	Pts	Pen-PIM	PPG	SHG	GWG
2015	24	2	7	9	4-8	1	0	0
2016	28	4	5	9	13-26	1	1	2
2017	29	7	7	14	11-22	3	0	1
2018	32	2	5	17	13-26	1	1	0
<b>Totals</b>	<b>113</b>	<b>15</b>	<b>34</b>	<b>49</b>	<b>41-82</b>	<b>6</b>	<b>2</b>	<b>3</b>



**Spencer Carbery**  
Forward  
Victoria, British Columbia  
First Team AHCA, 2004; First Team  
U.S. College Hockey Online, 2005;  
Honorable Mention U.S. College  
Hockey Online, 2006

Year	GP	G	A	Pts	Pen-PIM	PPG	SHG	GWG
2004	29	20	21	41	4-8	7	0	2
2005	30	24	12	36	20-40	11	0	4
2006	28	11	12	23	19-41	3	0	0
<b>Totals</b>	<b>87</b>	<b>55</b>	<b>45</b>	<b>100</b>	<b>43-89</b>	<b>21</b>	<b>0</b>	<b>6</b>



**Riley Christensen**  
Forward  
De Pere, Wisconsin  
First Team AHCA, 2019

Year	GP	G	A	Pts	Pen-PIM	PPG	SHG	GWG
2016	26	13	13	26	1-2	3	0	2
2017	28	11	10	21	4-8	3	0	0
2018	24	6	15	21	4-8	1	0	1
2019	31	14	19	33	2-4	7	0	4
<b>Totals</b>	<b>109</b>	<b>44</b>	<b>57</b>	<b>101</b>	<b>20-40</b>	<b>14</b>	<b>0</b>	<b>7</b>



**Tommy Cianflone**  
Defenseman  
LaSalle, Quebec  
Second Team AHCA, 1999;  
First Team AHCA, 2000

Year	GP	G	A	Pts	Pen-PIM	PPG	SHG	GWG
1998	33	11	18	29	5-10	4	0	2
1999	33	10	22	32	6-20	5	0	2
2000	29	9	30	39	12-24	4	1	2
<b>Totals</b>	<b>95</b>	<b>30</b>	<b>70</b>	<b>100</b>	<b>23-54</b>	<b>13</b>	<b>1</b>	<b>6</b>



**Erik Cooper**  
Forward  
Anchorage, Alaska  
First Team AHCA, 2016; First Team  
U.S. College Hockey Online, 2016

Year	GP	G	A	Pts	Pen-PIM	PPG	SHG	GWG
2013	24	6	10	16	5-10	5	0	1
2014	32	16	21	37	11-22	7	0	3
2015	28	11	8	19	7-14	4	2	4
2016	31	13	23	36	8-16	5	1	1
<b>Totals</b>	<b>105</b>	<b>46</b>	<b>62</b>	<b>108</b>	<b>31-62</b>	<b>21</b>	<b>3</b>	<b>9</b>



**Andy Cote**  
Forward  
Davisburg, Michigan  
Second Team AHCA, 2006;  
Second Team U.S. College  
Hockey Online, 2006

Year	GP	G	A	Pts	Pen-PIM	PPG	SHG	GWG
2004	31	21	18	39	25-50	5	0	3
2005	15	0	6	6	20-56	0	0	0
2006	32	21	15	36	28-56	8	0	0
<b>Totals</b>	<b>78</b>	<b>42</b>	<b>39</b>	<b>81</b>	<b>73-162</b>	<b>13</b>	<b>0</b>	<b>3</b>





**Luke Davison**  
**Defenseman**  
**De Pere, Wisconsin**  
 First Team AHCA, 2019;  
 Second Team U.S. College  
 Hockey Online, 2019

Year	GP	G	A	Pts	Pen-PIM	PPG	SHG	GWG
2018	27	6	13	19	13-29	4	0	0
2019	31	2	20	22	8-16	0	0	1
<b>Totals</b>	<b>58</b>	<b>8</b>	<b>33</b>	<b>41</b>	<b>21-45</b>	<b>4</b>	<b>0</b>	<b>1</b>



**Jason Deitsch**  
**Forward**  
**Indianapolis, Indiana**  
 First Team AHCA, 2003; First Team  
 AHCA, 2004; First Team AHCA,  
 2005; First Team U.S. College  
 Hockey Online, 2005

Year	GP	G	A	Pts	Pen-PIM	PPG	SHG	GWG
2002	29	13	25	38	26-79	2	0	3
2003	31	16	30	46	25-66	7	1	1
2004	32	19	34	53	23-46	10	0	3
2005	30	16	31	47	27-54	11	0	5
<b>Totals</b>	<b>122</b>	<b>64</b>	<b>120</b>	<b>184</b>	<b>101-245</b>	<b>30</b>	<b>1</b>	<b>12</b>



**Andrew Derton**  
**Defenseman**  
**Powell River, British  
 Columbia**  
 First Team AHCA, 2006;  
 First Team U.S. College Hockey  
 Online, 2006; Second Team U.S.  
 College Hockey Online, 2007

Year	GP	G	A	Pts	Pen-PIM	PPG	SHG	GWG
2004	30	3	16	19	26-52	1	0	0
2005	28	8	14	22	29-77	4	0	0
2006	28	10	24	34	26-63	8	0	0
2007	27	7	21	28	26-63	3	0	0
<b>Totals</b>	<b>113</b>	<b>28</b>	<b>75</b>	<b>103</b>	<b>107-255</b>	<b>16</b>	<b>0</b>	<b>0</b>



**Carl Ekstrom**  
**Defenseman**  
**Sodertalje, Sweden**  
 First Team AHCA, 2013

Year	GP	G	A	Pts	Pen-PIM	PPG	SHG	GWG
2010	2	1	0	1	1-2	0	0	0
2011	18	1	5	6	4-8	0	0	0
2012	31	0	8	8	16-54	0	0	0
2013	27	6	13	19	4-16	4	0	1
<b>Totals</b>	<b>78</b>	<b>8</b>	<b>26</b>	<b>34</b>	<b>25-76</b>	<b>4</b>	<b>0</b>	<b>1</b>



**Marian Fiala**  
**Defenseman**  
**Bratislava, Slovakia**  
 Second Team AHCA, 2014;  
 First Team AHCA, 2015; First Team  
 U.S. College Hockey Online, 2015

Year	GP	G	A	Pts	Pen-PIM	PPG	SHG	GWG
2012	31	4	9	13	11-33	3	0	2
2013	28	1	13	14	6-12	0	0	0
2014	32	6	20	26	8-16	0	0	3
2015	28	8	15	23	9-18	2	0	2
<b>Totals</b>	<b>119</b>	<b>19</b>	<b>57</b>	<b>76</b>	<b>34-79</b>	<b>5</b>	<b>0</b>	<b>7</b>



**Tanner Froese**  
**Forward**  
**Estevan, Saskatchewan**  
 First Team AHCA, 2018

Year	GP	G	A	Pts	Pen-PIM	PPG	SHG	GWG
2015	26	8	8	16	1-2	3	0	1
2016	30	7	13	20	1-2	2	1	0
2017	29	13	9	22	4-8	3	2	2
2018	32	14	20	34	5-10	2	1	3
<b>Totals</b>	<b>117</b>	<b>42</b>	<b>50</b>	<b>92</b>	<b>11-22</b>	<b>10</b>	<b>4</b>	<b>6</b>



**A.J. Gale**  
**Forward**  
**Lantzville, British Columbia**  
 Second Team AHCA, 2009;  
 Second Team U.S. College Hockey  
 Online, 2009

Year	GP	G	A	Pts	Pen-PIM	PPG	SHG	GWG
2009	19	19	11	30	6-12	8	0	3
<b>Totals</b>	<b>19</b>	<b>19</b>	<b>11</b>	<b>30</b>	<b>6-12</b>	<b>8</b>	<b>0</b>	<b>3</b>



**Ryan Gill**  
**Goaltender**  
**Watrous, Saskatchewan**  
 Second Team AHCA, 2002

Year	GP	Minutes	GA	GAA	Saves	Sv Pct.	W-L-T
2001	15	756:24	22	1.75	263	.923	10-2-1
2002	21	1225:39	43	2.11	437	.910	16-2-3
2003	3	152:27	2	0.79	35	.946	3-0-0
<b>Totals</b>	<b>39</b>	<b>2134:30</b>	<b>67</b>	<b>1.88</b>	<b>735</b>	<b>.916</b>	<b>29-4-4</b>



**Michael Hill**  
**Forward**  
**Fort Worth, Texas**  
 Second Team AHCA, 2015;  
 Second Team U.S. College  
 Hockey Online, 2015

Year	GP	G	A	Pts	Pen-PIM	PPG	SHG	GWG
2014	29	20	14	34	10-20	3	0	1
2015	26	20	13	33	17-34	6	1	2
2016	31	15	11	26	19-38	6	0	2
<b>Totals</b>	<b>86</b>	<b>55</b>	<b>38</b>	<b>93</b>	<b>46-92</b>	<b>15</b>	<b>1</b>	<b>5</b>



**Connor Hughes**  
**Forward**  
**Fernie, British Columbia**  
 First Team AHCA, 2006; First Team  
 U.S. College Hockey Online, 2006

Year	GP	G	A	Pts	Pen-PIM	PPG	SHG	GWG
2003	29	12	16	28	3-6	6	0	4
2004	29	11	15	26	3-6	5	0	1
2005	30	15	24	39	17-34	5	0	2
2006	32	22	22	44	16-32	13	1	6
<b>Totals</b>	<b>120</b>	<b>60</b>	<b>77</b>	<b>137</b>	<b>39-78</b>	<b>29</b>	<b>1</b>	<b>13</b>



**David Jacobson**  
**Goaltender**  
**Janesville, Wisconsin**  
 Second Team AHCA, 2012; First  
 Team U.S. College Hockey Online,  
 2013; First Team AHCA, 2014;  
 First Team U.S. College Hockey  
 Online, 2014

Year	GP	Minutes	GA	GAA	Saves	Sv Pct.	W-L-T
2012	25	1448:52	37	1.53	539	.936	19-2-3
2013	28	1597:43	43	1.61	580	.931	20-6-1
2014	26	1569:48	33	1.26	515	.936	24-1-1
2015	16	942:09	25	1.59	305	.924	12-2-1
<b>Totals</b>	<b>95</b>	<b>5558:32</b>	<b>138</b>	<b>1.49</b>	<b>1906</b>	<b>.932</b>	<b>75-11-6</b>



**Kyle Jones**  
**Goaltender**  
**North Delta, British Columbia**  
 Second Team AHCA, 2005; Second  
 Team U.S. College Hockey Online, 2005;  
 Second Team AHCA, 2006; First Team U.S.  
 College Hockey Online, 2006; Honorable  
 Mention U.S. College Hockey Online, 2007;  
 First Team AHCA, 2008; First Team U.S.  
 College Hockey Online, 2008

Year	GP	Minutes	GA	GAA	Saves	Sv Pct.	W-L-T
2005	21	1192:03	35	1.76	424	.924	17-1-1
2006	30	1767:54	52	1.76	589	.919	24-4-2
2007	31	1975:26	56	1.79	588	.913	25-4-2
2008	25	1543:31	28	1.09	536	.950	21-1-3
<b>Totals</b>	<b>107</b>	<b>6378:54</b>	<b>171</b>	<b>1.61</b>	<b>2136</b>	<b>.926</b>	<b>87-10-8</b>

# St. Norbert All-Americans




**Cody Keefer**  
Forward  
Grayling, Michigan  
Second Team AHCA, 2013

Year	GP	G	A	Pts	Pen-PIM	PPG	SHG	GWG
2010	31	13	13	26	1-2	4	0	1
2011	29	14	13	27	7-14	4	0	1
2012	31	18	9	27	4-8	10	0	4
2013	28	17	17	34	1-2	8	0	6
<b>Totals</b>	<b>119</b>	<b>62</b>	<b>52</b>	<b>114</b>	<b>12-24</b>	<b>26</b>	<b>0</b>	<b>12</b>



**Tom Maryschak**  
Defenseman  
Westbank, British Columbia  
First Team AHCA, 1998

Year	GP	G	A	Pts	Pen-PIM	PPG	SHG	GWG
1996	28	9	17	26	8-16	2	0	1
1997	27	3	14	17	12-24	2	0	0
1998	32	5	20	25	10-20	2	0	1
<b>Totals</b>	<b>87</b>	<b>17</b>	<b>51</b>	<b>68</b>	<b>30-60</b>	<b>6</b>	<b>0</b>	<b>2</b>



**B.J. O'Brien**  
Goaltender  
Lakeville, Minnesota  
First Team AHCA, 2010; First Team U.S. College Hockey Online, 2010; First Team AHCA, 2011; First Team U.S. College Hockey Online, 2011

Year	GP	Minutes	GA	GAA	Saves	Sv Pct.	W-L-T
2009	15	724:05	31	2.57	266	.896	9-2-0
2010	30	1826:10	49	1.61	628	.928	24-3-3
2011	25	1473:00	40	1.63	543	.931	22-2-1
<b>Totals</b>	<b>70</b>	<b>4023:15</b>	<b>120</b>	<b>1.79</b>	<b>1437</b>	<b>.923</b>	<b>55-7-4</b>



**Joe Perry**  
Forward  
Nanaimo, British Columbia  
First Team AHCA, 2014;  
Second Team U.S. College Hockey Online, 2014

Year	GP	G	A	Pts	Pen-PIM	PPG	SHG	GWG
2011	28	5	7	12	14-47	0	0	2
2012	26	10	16	26	9-18	4	0	1
2013	29	11	20	31	7-14	1	1	3
2014	32	24	13	37	6-12	11	0	6
<b>Totals</b>	<b>115</b>	<b>50</b>	<b>56</b>	<b>106</b>	<b>36-91</b>	<b>16</b>	<b>1</b>	<b>12</b>



**Johan Ryd**  
Forward  
Sodertalje, Sweden  
Second Team AHCA, 2011;  
Third Team U.S. College Hockey Online, 2011, First Team AHCA 2012; First Team U.S. College Hockey Online, 2012

Year	GP	G	A	Pts	Pen-PIM	PPG	SHG	GWG
2009	3	1	1	2	1-2	0	0	0
2010	31	11	17	28	3-6	1	0	2
2011	25	10	18	28	4-8	2	2	7
2012	31	15	25	40	5-10	2	1	3
<b>Totals</b>	<b>90</b>	<b>37</b>	<b>61</b>	<b>98</b>	<b>13-26</b>	<b>5</b>	<b>3</b>	<b>12</b>



**Adam Sedgwick**  
Forward  
Vancouver, British Columbia  
Second Team AHCA, 1999;  
Second Team AHCA, 2000;  
First Team AHCA 2001

Year	GP	G	A	Pts	Pen-PIM	PPG	SHG	GWG
1998	29	10	25	35	9-21	1	0	2
1999	33	15	25	40	10-20	8	0	2
2000	24	15	16	31	12-24	3	1	4
2001	24	13	23	36	4-8	6	1	3
<b>Totals</b>	<b>110</b>	<b>53</b>	<b>89</b>	<b>142</b>	<b>35-73</b>	<b>18</b>	<b>2</b>	<b>13</b>




**Rob Smillie**  
Forward  
Richmond, British Columbia  
First Team AHCA, 1998;  
First Team AHCA, 1999

Year	GP	G	A	Pts	Pen-PIM	PPG	SHG	GWG
1996	28	17	17	34	7-14	10	1	1
1997	28	9	20	29	3-6	3	0	1
1998	33	34	27	61	7-14	13	1	6
1999	33	22	29	51	13-26	6	3	5
<b>Totals</b>	<b>122</b>	<b>82</b>	<b>93</b>	<b>175</b>	<b>30-60</b>	<b>32</b>	<b>5</b>	<b>13</b>



**Kyle Stroh**  
Forward  
Vibank, Saskatchewan  
First Team AHCA, 2013; First Team U.S. College Hockey Online, 2013

Year	GP	G	A	Pts	Pen-PIM	PPG	SHG	GWG
2010	27	8	5	13	1-2	2	0	0
2011	28	11	9	20	6-12	3	1	2
2012	31	11	18	29	8-16	4	2	0
2013	29	19	22	41	12-24	5	1	1
<b>Totals</b>	<b>115</b>	<b>49</b>	<b>54</b>	<b>103</b>	<b>27-54</b>	<b>14</b>	<b>4</b>	<b>3</b>



**Mike Szkodzinski**  
Goaltender  
Brighton, Michigan  
Second Team AHCA, 1999

Year	GP	Minutes	GA	GAA	Saves	Sv Pct.	W-L-T
1999	24	1345:20	48	2.14	586	.924	17-4-2
2000	24	1312:48	50	2.29	492	.908	15-5-2
<b>Totals</b>	<b>48</b>	<b>2658:08</b>	<b>98</b>	<b>2.21</b>	<b>1078</b>	<b>.917</b>	<b>32-9-4</b>





## Nick Tabisz

**Defenseman**

**Kettering, Ohio**

First Team AHCA, 2009; First Team U.S. College Hockey Online, 2009; First Team AHCA, 2010; First Team U.S. College Hockey Online, 2010; First Team AHCA, 2011; Second Team U.S. College Hockey Online, 2011

Year	GP	G	A	Pts	Pen-PIM	PPG	SHG	GWG
2008	31	9	16	25	5-10	6	1	1
2009	28	11	17	28	5-10	3	0	1
2010	30	8	16	24	7-14	3	0	0
2011	29	9	12	21	6-12	6	0	2
<b>Totals</b>	<b>118</b>	<b>37</b>	<b>61</b>	<b>98</b>	<b>23-46</b>	<b>18</b>	<b>1</b>	<b>4</b>



## Ryan Tew

**Defenseman**

**Saskatoon, Saskatchewan**

Second Team AHCA, 2003; First Team AHCA, 2004; First Team AHCA, 2005; First Team U.S. College Hockey Online, 2005

Year	GP	G	A	Pts	Pen-PIM	PPG	SHG	GWG
2002	25	2	6	8	11-22	1	0	0
2003	31	2	23	25	14-44	2	0	0
2004	25	9	21	30	6-23	5	0	2
2005	30	8	24	32	18-44	3	0	0
<b>Totals</b>	<b>111</b>	<b>21</b>	<b>74</b>	<b>95</b>	<b>49-133</b>	<b>8</b>	<b>0</b>	<b>2</b>



## Blake Thompson

**Defenseman**

**Listowel, Ontario**

Second Team AHCA, 2016; Second Team U.S. College Hockey Online, 2016

Year	GP	G	A	Pts	Pen-PIM	PPG	SHG	GWG
2014	30	4	19	23	13-29	1	0	2
2015	26	8	8	16	16-54	6	0	3
2016	31	4	18	22	18-47	4	0	0
2017	25	3	9	12	13-40	1	0	1
<b>Totals</b>	<b>112</b>	<b>19</b>	<b>54</b>	<b>73</b>	<b>60-160</b>	<b>12</b>	<b>0</b>	<b>6</b>



## Sam Tikka

**Defenseman**

**Soldotna, Alaska**

Honorable Mention U.S. College Hockey Online, 2010

Year	GP	G	A	Pts	Pen-PIM	PPG	SHG	GWG
2007	19	1	6	7	3-6	0	0	0
2008	31	6	4	10	8-16	2	0	2
2009	27	3	6	9	11-30	1	0	1
2010	30	3	4	7	5-10	0	0	0
<b>Totals</b>	<b>107</b>	<b>13</b>	<b>20</b>	<b>33</b>	<b>27-62</b>	<b>3</b>	<b>0</b>	<b>3</b>



## Roman Uchyn

**Defenseman**

**Chicago, Illinois**

Second Team AHCA, 2019

Year	GP	G	A	Pts	Pen-PIM	PPG	SHG	GWG
2016	29	13	7	20	12-27	5	0	1
2017	28	11	9	20	5-10	5	0	3
2018	30	9	9	18	11-22	4	0	0
2019	31	15	18	33	9-21	6	0	0
<b>Totals</b>	<b>118</b>	<b>48</b>	<b>43</b>	<b>91</b>	<b>37-77</b>	<b>20</b>	<b>0</b>	<b>4</b>



## Jim Underwood

**Defenseman**

**Ravenna, Ohio**

First Team AHCA, 2002

Year	GP	G	A	Pts	Pen-PIM	PPG	SHG	GWG
2002	30	7	17	24	6-12	4	0	2
2003	26	3	11	14	9-18	1	0	0
2004	25	1	6	7	9-18	0	0	0
2005	9	1	7	8	3-6	0	0	0
<b>Totals</b>	<b>90</b>	<b>12</b>	<b>41</b>	<b>53</b>	<b>27-54</b>	<b>5</b>	<b>0</b>	<b>2</b>



## Maris Ziedins

**Forward**

**Talsi, Latvia**

First Team AHCA, 2002; First Team AHCA, 2003

Year	GP	G	A	Pts	Pen-PIM	PPG	SHG	GWG
2000	29	14	13	27	12-24	6	0	3
2001	28	21	19	40	4-8	9	0	3
2002	29	21	20	41	5-10	7	0	1
2003	31	18	19	37	7-14	9	1	2
<b>Totals</b>	<b>117</b>	<b>74</b>	<b>71</b>	<b>145</b>	<b>28-56</b>	<b>31</b>	<b>1</b>	<b>9</b>



## NCAA Tournament History

### Annual NCAA Division III Ice Hockey Champions

Year	Champion	Second	Third	Fourth	Site
2019	UW-Stevens Point	Norwich	(Hobart/Geneseo State)		Stevens Point, Wis.
2018	<b>St. Norbert</b>	Salve Regina	(Colby/UW-Stevens Point)		Lake Placid, N.Y.
2017	Norwich	Trinity	( <b>St. Norbert</b> /Adrian)		Utica, N.Y.
2016	UW-Stevens Point	<b>St. Norbert</b>	(Geneseo State/UMass-Boston)		Lake Placid, N.Y.
2015	Trinity	UW-Stevens Point	(Adrian/Amherst)		Minneapolis, Minn.
2014	<b>St. Norbert</b>	UW-Stevens Point	(Geneseo State/Oswego State)		Lewiston, Maine
2013	UW-Eau Claire	Oswego State	(Utica/Norwich)		Lake Placid, N.Y.
2012	<b>St. Norbert</b>	Oswego State	(Norwich/Amherst)		Lake Placid, N.Y.
2011	<b>St. Norbert</b>	Adrian	(Norwich/Oswego State)		Minneapolis, Minn.
2010	Norwich	<b>St. Norbert</b>	(Plattsburgh State/Oswego State)		Lake Placid, N.Y.
2009	Neumann	Gustavus Adolphus	(Hobart/UW-Stout)		Lake Placid, N.Y.
2008	<b>St. Norbert</b>	Plattsburgh State	(Norwich/Elmira)		Lake Placid, N.Y.
2007	Oswego State	Middlebury	( <b>St. Norbert</b> /Manhattanville)		Superior, Wis.
2006	Middlebury	<b>St. Norbert</b>	(Elmira/Hobart)		Elmira, N.Y.
2005	Middlebury	St. Thomas	(Trinity/New England College)		Middlebury, Vt.
2004	Middlebury	<b>St. Norbert</b>	(Plattsburgh State/Norwich)		Northfield, Vt.
2003	Norwich	Oswego State	( <b>St. Norbert</b> /Middlebury)		Northfield, Vt.
2002	UW-Superior	Norwich	(Plattsburgh State/Middlebury)		Middlebury, Vt.
2001	Plattsburgh State	RIT	UW-Superior	UW-River Falls	Rochester, N.Y.
2000	Norwich	St. Thomas	Plattsburgh State	UW-Superior	Superior, Wis.
1999	Middlebury	UW-Superior	Norwich	RIT	Northfield, Vt.
1998	Middlebury	UW-Stevens Point	Plattsburgh State	Augsburg	Plattsburgh, N.Y.
1997	Middlebury	UW-Superior	St. John's	Norwich	Middlebury, Vt.
1996	Middlebury	RIT	UW-River Falls	UW-Superior	River Falls, Wis.
1995	Middlebury	Fredonia State	UW-River Falls	UW-Superior	Middlebury, Vt.
1994	UW-River Falls	UW-Superior	Fredonia State	Salem State	Superior, Wis.
1993	UW-Stevens Point	UW-River Falls	Elmira	Plattsburgh State	Maplewood, Minn.
1992	Plattsburgh State	UW-Stevens Point	Salem State	UW-Superior	Plattsburgh, N.Y.
1991	UW-Stevens Point	MSU-Mankato	Babson	Elmira	Elmira, N.Y.
1990	UW-Stevens Point	Plattsburgh State	(Babson/MSU-Mankato)		Stevens Point, Wis.
1989	UW-Stevens Point	RIT	(Babson/Bemidji State)		Rochester, N.Y.
1988	UW-River Falls	Elmira	(Babson/Bemidji State)		Elmira, N.Y.
1987	Plattsburgh State*	Oswego State	St. Cloud State	Bemidji State	Plattsburgh, N.Y.
1986	Bemidji State	Plattsburgh State*	RIT	MSU-Mankato	Bemidji, Minn.
1985	RIT	Bemidji State	Union	Plattsburgh State	Schenectady, N.Y.
1984	Babson	Union	RIT	Augsburg	Rochester, N.Y.

\* - Result vacated by NCAA Committee on Infractions

### St. Norbert in NCAA Tournament Play

Date	Opponent	Site	Result
3/14/97	UW-Superior	Superior, Wis.	W 2-0
3/15/97	UW-Superior	Superior, Wis.	L 4-1
3/13/98	UW-Stevens Point	De Pere, Wis.	W 3-1
3/14/98	UW-Stevens Point	De Pere, Wis.	L 2-1
3/12/99	Middlebury	De Pere, Wis.	W 4-2
3/13/99	Middlebury	De Pere, Wis.	L 6-3
3/9/02	UW-Superior	De Pere, Wis.	T 4-4 (OT)
3/10/02	UW-Superior	De Pere, Wis.	L 4-2
3/15/03	UW-River Falls	De Pere, Wis.	W 5-2
3/21/03	Norwich	Northfield, Vt.	L 6-3
3/13/04	UW-River Falls	De Pere, Wis.	W 3-0
3/19/04	Plattsburgh State	Northfield, Vt.	W 4-1
3/20/04	Middlebury	Northfield, Vt.	L 1-0 (OT)
3/12/05	St. Thomas	De Pere, Wis.	L 3-2
3/11/06	UW-Superior	De Pere, Wis.	W 8-2
3/18/06	Hobart	Elmira, N.Y.	W 5-4 (OT)
3/19/06	Middlebury	Elmira, N.Y.	L 3-0
3/10/07	Bethel	De Pere, Wis.	W 4-1
3/17/07	Oswego State	Superior, Wis.	L 4-3 (OT)
3/15/08	St. Thomas	De Pere, Wis.	W 2-1 (OT)
3/22/08	Norwich	Lake Placid, N.Y.	W 3-0
3/23/08	Plattsburgh State	Lake Placid, N.Y.	W 2-0
3/10/10	Adrian	De Pere, Wis.	W 4-3
3/13/10	Gustavus Adolphus	De Pere, Wis.	W 3-1
3/19/10	Oswego State	Lake Placid, N.Y.	W 4-3
3/20/10	Norwich	Lake Placid, N.Y.	L 2-1 (2 OT)
3/12/11	Hamline	De Pere, Wis.	W 4-0
3/25/11	Norwich	Minneapolis, Minn.	W 3-2
3/26/11	Adrian	Minneapolis, Minn.	W 4-3
3/7/12	St. Thomas	De Pere, Wis.	W 3-1
3/10/12	Gustavus Adolphus	De Pere, Wis.	W 4-1
3/16/12	Norwich	Lake Placid, N.Y.	W 4-1
3/17/12	Oswego State	Lake Placid, N.Y.	W 4-1
3/9/13	UW-Eau Claire	De Pere, Wis.	L 3-1
3/15/14	Adrian	De Pere, Wis.	W 7-2
3/21/14	Geneseo State	Lewiston, Maine	W 6-2
3/22/14	UW-Stevens Point	Lewiston, Maine	W 3-1
3/19/16	Augsburg	De Pere, Wis.	W 6-1
3/25/16	UMass-Boston	Lake Placid, N.Y.	W 8-7 (2 OT)
3/26/16	UW-Stevens Point	Lake Placid, N.Y.	L 5-1
3/18/17	Augsburg	De Pere, Wis.	W 4-3 (OT)
3/24/17	Trinity	Utica, N.Y.	L 3-2
3/17/18	Augsburg	De Pere, Wis.	W 5-2
3/23/18	Colby	Lake Placid, N.Y.	W 4-3
3/24/18	Salve Regina	Lake Placid, N.Y.	W 3-2 (2 OT)
3/16/19	UW-Stevens Point	Stevens Point, Wis.	L 3-0

## National Honors

### Olympics

2006 Maris Ziedins, Latvia

### AHCA College Division Player of the Year

#### Sid Watson Award

1999 Rob Smillie  
2003 Maris Ziedins  
2008 Kyle Jones  
2014 David Jacobson

### AHCA College Division Coach of the Year

#### Edward Jeremiah Award

2008 Tim Coghlin  
2011 Tim Coghlin

### AHCA All-America

1998 Tom Maryschak, first team  
Rob Smillie, first team  
1999 Rob Smillie, first team  
Tommy Cianflone, second team  
Adam Sedgwick, second team  
Mike Szkodzinski, second team  
2000 Tommy Cianflone, first team  
Adam Sedgwick, second team  
2001 Adam Sedgwick, first team  
2002 Jim Underwood, first team  
Maris Ziedins, first team  
Chris Bodnar, second team  
Ryan Gill, second team  
2003 Jason Deitsch, first team  
Maris Ziedins, first team  
Ryan Tew, second team  
2004 Jason Deitsch, first team  
Ryan Tew, first team  
Spencer Carbery, second team  
2005 Jason Deitsch, first team  
Ryan Tew, first team  
Kyle Jones, second team  
2006 Andrew Derton, first team  
Connor Hughes, first team  
Andy Cote, second team  
Kyle Jones, second team  
2007 Marc Belanger, first team  
2008 Marc Belanger, first team  
Kyle Jones, first team  
2009 Nick Tabisz, first team  
A.J. Gale, second team  
2010 B.J. O'Brien, first team  
Nick Tabisz, first team  
2011 B.J. O'Brien, first team  
Nick Tabisz, first team  
Johan Ryd, second team

### AHCA All-America, cont.

2012 Johan Ryd, first team  
Reid Campbell, second team  
David Jacobson, second team  
2013 Carl Ekstrom, first team  
Kyle Stroh, first team  
Cody Keefer, second team  
2014 David Jacobson, first team  
Joe Perry, first team  
Mason Baptista, second team  
Marian Fiala, second team  
2015 Marian Fiala, first team  
Michael Hill, second team  
2016 Erik Cooper, first team  
Blake Thompson, second team  
2017 T.J. Black, first team  
Sean Campbell, second team  
2018 T.J. Black, first team  
Sean Campbell, first team  
Tanner Froese, first team  
2019 Riley Christensen, first team  
Luke Davison, first team  
Roman Uchyn, second team

### USCHO.com Player of the Year

2008 Kyle Jones  
2011 B.J. O'Brien  
2014 David Jacobson

### USCHO.com Rookie of the Year

2012 David Jacobson  
2014 Blake Thompson

### USCHO.com Coach of the Year

2006 Tim Coghlin (West Region)  
2008 Tim Coghlin  
2011 Tim Coghlin  
2012 Tim Coghlin  
2014 Tim Coghlin

### USCHO.com All-America

2005 Spencer Carbery, first team  
Jason Deitsch, first team  
Ryan Tew, first team  
Kyle Jones, second team  
2006 Andrew Derton, first team  
Connor Hughes, first team  
Kyle Jones, first team  
Andy Cote, second team  
Spencer Carbery, honorable mention  
2007 Marc Belanger, second team  
Andrew Derton, second team  
Kyle Jones, honorable mention  
2008 Marc Belanger, first team  
Kyle Jones, first team  
2009 Nick Tabisz, first team  
A.J. Gale, second team

### USCHO.com All-America, cont.

2010 B.J. O'Brien, first team  
Nick Tabisz, first team  
Sam Tikka, honorable mention  
2011 B.J. O'Brien, first team  
Nick Tabisz, second team  
Johan Ryd, third team  
2012 Johan Ryd, first team  
2013 David Jacobson, first team  
Kyle Stroh, first team  
2014 David Jacobson, first team  
Cullen Bradshaw, second team  
Joe Perry, second team  
Mason Baptista, third team  
2015 Marian Fiala, first team  
Michael Hill, second team  
2016 Erik Cooper, first team  
Blake Thompson, second team  
2017 T.J. Black, second team  
2018 T.J. Black, first team  
Sean Campbell, first team  
Tanner Froese, second team  
2019 Luke Davison, second team

### USCHO.com All-Rookie Team

2005 Kyle Jones, first team  
2006 Jon Skoog, honorable mention  
2007 Shane Wheeler, first team  
2008 Nick Tabisz, first team  
2010 Justin Favreau, first team  
Cody Keefer, first team  
2012 David Jacobson, first team  
2014 Blake Thompson, first team  
2019 Brendon Gysbers, first team

### CoSIDA Academic All-America (At-Large)

1999 Rob Smillie, second team  
2008 Marc Belanger, second team  
2010 Nick Tabisz, second team  
2011 Nick Tabisz, second team  
2012 Johan Ryd, second team  
2014 Brandon Hoogenboom, third team  
2016 Erik Cooper, first team

### East-West All-Star Game

1995 Scott Vetraino

### North American College Championships

1999 Rob Smillie

### Frozen Four Skills Challenge

2008 Kyle Jones

### NCAA Elite 90 Award

2018 Clay Van Diest

## NCHA Honors

### Player of the Year

1997 Roby Gropp  
 1998 Rob Smillie  
 2001 Adam Sedgwick  
 2002 Maris Ziedins  
 2006 Kyle Jones  
 2008 Kyle Jones  
 2011 B.J. O'Brien  
 2012 Johan Ryd  
 2014 David Jacobson  
 2016 Erik Cooper

### Freshman of the Year

2014 Blake Thompson  
 2019 Brendon Gysbers

### Coach of the Year

1998 Tim Coghlin  
 2002 Tim Coghlin  
 2005 Tim Coghlin  
 2006 Tim Coghlin  
 2008 Tim Coghlin  
 2010 Tim Coghlin  
 2016 Tim Coghlin  
 2019 Tim Coghlin

### Scholar-Athlete of the Year

2011 Nick Tabisz

### All-League Team

1995 Scott Vettrains, first team  
 Jason Sanford, honorable mention  
 1996 Rob Smillie, first team  
 Roby Gropp, honorable mention  
 Darren Holmes, honorable mention  
 Jason Sanford, honorable mention  
 1997 Roby Gropp, first team  
 Tom Maryschak, first team  
 Scott Jewitt, honorable mention  
 Kendel Kelly, honorable mention  
 Rob Smillie, honorable mention  
 1998 Scott Jewitt, first team  
 Tom Maryschak, first team  
 Rob Smillie, first team  
 Tommy Cianflone, honorable mention  
 Roby Gropp, honorable mention  
 1999 Tommy Cianflone, first team  
 Adam Sedgwick, first team  
 Rob Smillie, first team  
 Mike Szkodzinski, first team  
 Wynn Henriksen, honorable mention  
 2000 Tommy Cianflone, first team  
 Adam Sedgwick, first team  
 Mike Szkodzinski, first team  
 Jayce Politoski, honorable mention  
 2001 Chris Bodnar, first team  
 Lennie Rampone, first team  
 Adam Sedgwick, first team  
 Ryan Gill, honorable mention  
 Maris Ziedins, honorable mention  
 2002 Chris Bodnar, first team  
 Ryan Gill, first team  
 Brant Kersey, first team  
 Jim Underwood, first team  
 Maris Ziedins, first team  
 Jason Deitsch, honorable mention

2003 Jason Deitsch, first team  
 Lennie Rampone, first team  
 Ryan Tew, first team  
 Maris Ziedins, first team  
 2004 Spencer Carbery, first team  
 Andy Cote, first team  
 Jason Deitsch, first team  
 Ryan Tew, first team  
 2005 Jason Deitsch, first team  
 Andrew Derton, first team  
 Kyle Jones, first team  
 Ryan Tew, first team  
 Spencer Carbery, honorable mention  
 Connor Hughes, honorable mention  
 2006 Andy Cote, first team  
 Andrew Derton, first team  
 Connor Hughes, first team  
 Kyle Jones, first team  
 Sheldon Wing, first team  
 2007 Marc Belanger, first team  
 Troy Boisjoli, honorable mention  
 Kyle Jones, honorable mention  
 Marc Belanger, first team  
 2008 Kyle Jones, first team  
 Nick Tabisz, first team  
 2009 A.J. Gale, first team  
 Nick Tabisz, first team  
 Sam Tikka, honorable mention  
 2010 Tyler Allen, first team  
 Mike Bernardy, first team  
 B.J. O'Brien, first team  
 Nick Tabisz, first team  
 Shane Wheeler, first team  
 2011 Mike Bernardy, first team  
 Brandon Longley, first team  
 B.J. O'Brien, first team  
 Johan Ryd, first team  
 Nick Tabisz, first team  
 Scott Pulak, honorable mention  
 2012 Reid Campbell, first team  
 David Jacobson, first team  
 Johan Ryd, first team  
 Cullen Bradshaw, honorable mention  
 Cody Keefer, honorable mention  
 Zach McDonald, honorable mention  
 2013 Carl Ekstrom, first team  
 David Jacobson, first team  
 Cody Keefer, first team  
 Kyle Stroh, first team  
 Joe Perry, honorable mention  
 2014 Mason Baptista, first team  
 Marian Fiala, first team  
 David Jacobson, first team  
 Joe Perry, first team  
 Blake Thompson, first team  
 2015 Cullen Bradshaw, first team  
 Marian Fiala, first team  
 Michael Hill, first team  
 David Jacobson, first team  
 Blake Thompson, first team  
 2016 Erik Cooper, first team  
 Michael Hill, first team  
 Blake Thompson, first team  
 2017 T.J. Black, first team  
 Sean Campbell, first team  
 Tanner Froese, first team  
 2018 T.J. Black, first team  
 Sean Campbell, first team  
 Tanner Froese, first team  
 2019 T.J. Black, first team  
 Riley Christensen, first team  
 Luke Davison, first team  
 Dominick Sacco, first team  
 Roman Uchyn, first team

### All-Freshmen Team

2011 Reid Campbell  
 Joe Perry  
 2012 Cullen Bradshaw  
 David Jacobson  
 2013 Erik Cooper  
 Tyler Zepeda  
 2014 Blake Thompson  
 2015 Sean Campbell  
 2018 Peter Bates  
 Luke Davison  
 Keegan Milligan  
 2019 Brendon Gysbers  
 Peyton Frantti

### All-Academic Team

1995 Andy Carter  
 Darren Holmes  
 Matt MacLean  
 1996 Andy Bradford  
 Darren Holmes  
 Cale Politoski  
 Jason Sanford  
 Colin Ward  
 1997 Andy Bradford  
 Cory Borys  
 Ken Holtschlag  
 Cameron Knox  
 Eric Peterson  
 Jason Sanford  
 Colin Ward  
 1998 Cory Borys  
 Cameron Knox  
 Tom Maryschak  
 Jason Sanford  
 Rob Smillie  
 Colin Ward  
 1999 Felix Angst  
 Chad Ashenberg  
 Tommy Cianflone  
 Shane Dickson  
 Scott Jewitt  
 Rob May  
 Rob Smillie  
 2000 Felix Angst  
 Chad Ashenberg  
 Tommy Cianflone  
 Shane Dickson  
 Patrick Gruber  
 Grant McLellan  
 Jayce Politoski  
 Adam Sedgwick  
 2001 Felix Angst  
 Chad Ashenberg  
 Shane Dickson  
 Patrick Gruber  
 Michael Harper  
 Grant McLellan  
 Kyle Peterson  
 Ryan Wempe  
 Terry Wilson  
 2002 Ryan Nahorniak  
 Kyle Peterson  
 Cameron Sedgwick  
 Terry Wilson  
 Maris Ziedins  
 2003 Kyle Peterson  
 Terry Wilson  
 Maris Ziedins  
 2004 Andy Trann  
 2005 Spencer Carbery  
 Jeremy Mitchell  
 Eric Van Den Bosch

2006 Spencer Carbery  
 Jeremy Mitchell  
 James Switzer  
 Nick Toney  
 Eric Van Den Bosch  
 Joe Versino  
 Mikael Virta  
 2007 Marc Belanger  
 Steven Sleep  
 James Switzer  
 Mikael Virta  
 2008 Marc Belanger  
 Ryan Petersen  
 Jon Skoog  
 Steven Sleep  
 2009 Ryan Petersen  
 Jon Skoog  
 Steven Sleep  
 Sam Tikka  
 Shane Wheeler  
 2010 Kurt Astle  
 Blake Bashor  
 Dylan Exton  
 Adam Hammerbeck  
 Scott Pulak  
 Billy Szkodzinski  
 Nick Tabisz  
 Sam Tikka  
 Shane Wheeler  
 2011 Kurt Astle  
 Blake Bashor  
 Adam Hammerbeck  
 Scott Pulak  
 Johan Ryd  
 Nick Tabisz  
 2012 Johan Ryd  
 2013 Marian Fiala  
 Brandon Hoogenboom  
 Patrick McCadden  
 Chris Rial  
 2014 Erik Cooper  
 Marian Fiala  
 Brandon Hoogenboom  
 Patrick McCadden  
 Zach McDonald  
 Chris Rial  
 T.J. Wees  
 2015 Erik Cooper  
 Marian Fiala  
 Chris Rial  
 T.J. Wees  
 2016 Erik Cooper  
 Noah Nelson  
 Kevin O'Hara  
 2017 Riley Christensen  
 Jake Larson  
 Nick LeSage  
 Noah Nelson  
 Kevin O'Hara  
 Brad Pung  
 Clay Van Diest  
 2018 Luke Davison  
 Nick LeSage  
 Kevin O'Hara  
 Brad Pung  
 Clay Van Diest  
 2019 Ryan Bontorin  
 Luke Davison  
 Nick LeSage  
 Brad Pung  
 Clay Van Diest

## St. Norbert College Hockey Special Awards

### Roby Gropp Most Valuable Player Award

1989: Chris LaPata  
1990: Sean Johnstone  
1991: Bruce Henderson  
1992: Erik Anderson  
1993: Kevin McBride  
1994: Scott Vettrains  
1995: Scott Vettrains  
1996: Roby Gropp  
1997: Roby Gropp  
1998: Roby Gropp, Rob Smillie  
1999: Rob Smillie, Mike Szkodzinski  
2000: Mike Szkodzinski  
2001: Adam Sedgwick, Shane Dickson  
2002: Maris Ziedins  
2003: Jason Deitsch  
2004: Jason Deitsch  
2005: Jason Deitsch  
2006: Connor Hughes  
2007: Kyle Jones  
2008: Kyle Jones  
2009: Nick Tabisz  
2010: B.J. O'Brien  
2011: B.J. O'Brien, Nick Tabisz  
2012: Johan Ryd  
2013: Kyle Stroh  
2014: David Jacobson, Joe Perry  
2015: David Jacobson, Cullen Bradshaw  
2016: Erik Cooper  
2017: T.J. Black  
2018: T.J. Black, Tanner Froese  
2019: T.J. Black, Brad Pung

### Andy Bradford Hardest Worker Award

1994: Mike Jambor  
1995: Darren Holmes  
1996: Darren Holmes, Andy Bradford  
1997: Andy Bradford  
1998: Ken Holtschlag  
1999: Chad Ashenberg  
2000: Chad Ashenberg  
2001: Chad Ashenberg  
2002: Maris Ziedins, Kyle Peterson  
2003: Maris Ziedins, Kyle Peterson  
2004: Jeremy Mitchell  
2005: Jeremy Mitchell  
2006: Jeremy Mitchell  
2007: Mikael Virta  
2008: Ryan Petersen  
2009: Ryan Petersen  
2010: Adam Hammerbeck, Johan Ryd  
2011: Adam Hammerbeck, Johan Ryd  
2012: Johan Ryd  
2013: Patrick McCadden  
2014: Patrick McCadden  
2015: Mason Baptista, Noah Nelson  
2016: Erik Cooper, Noah Nelson  
2017: Noah Nelson  
2018: Alfred Johansson  
2019: Brad Pung, Jack Thomas

### Kyle Jones Freshman of the Year Award

1994: Silverio Mirao  
1995: Jason Sanford  
1996: Rob Smillie  
1997: Mike Nooyen  
1998: Tommy Cianflone, Adam Sedgwick  
1999: Cam Sedgwick  
2000: Maris Ziedins

2001: Ryan Gill, Faron Duthie  
2002: Jason Deitsch  
2003: Connor Hughes  
2004: Andy Cote  
2005: Kyle Jones  
2006: Steven Sleep  
2007: Shane Wheeler, Matt Boyd  
2008: Nick Tabisz  
2009: Steven Pratt  
2010: Cody Keefer  
2011: Zach McDonald, Joe Perry, Brandon Hoogenboom  
2012: Cullen Bradshaw, David Jacobson  
2013: Erik Cooper, Tyler Zepeda  
2014: Blake Thompson  
2015: Tanner Froese  
2016: Riley Christensen  
2017: Dominick Sacco  
2018: Peter Bates  
2019: Peyton Frantti, Brendon Gysbers

### Maris Ziedins Plus-Minus Award

1994: Silverio Mirao  
1995: Mike Porcaro  
1996: Rob Smillie  
1997: Tom Maryschak  
1998: Tommy Cianflone  
1999: Rob May  
2000: Felix Angst  
2001: Cam Sedgwick  
2002: Maris Ziedins  
2003: Ryan Tew  
2004: Sheldon Wing  
2005: Ryan Tew  
2006: James Switzer  
2007: Jon Skoog  
2008: Marc Belanger  
2009: Dustin Dubas  
2010: Mike Bernardy  
2011: Cody Keefer  
2012: Johan Ryd  
2013: Reid Campbell  
2014: Reid Campbell  
2015: Marian Fiala  
2016: Alfred Johansson  
2017: Pijus Rulevicius  
2018: Sean Campbell  
2019: Brendon Gysbers

### Rob Smillie Leading Scorer Award

1994: Silverio Mirao  
1995: Kendel Kelly  
1996: Rob Smillie  
1997: Rob Smillie  
1998: Rob Smillie  
1999: Rob Smillie  
2000: Tommy Cianflone  
2001: Chris Bodnar, Maris Ziedins  
2002: Maris Ziedins  
2003: Jason Deitsch  
2004: Jason Deitsch  
2005: Jason Deitsch  
2006: Connor Hughes  
2007: Marc Belanger  
2008: Marc Belanger  
2009: A.J. Gale  
2010: Tyler Allen, Shane Wheeler  
2011: Johan Ryd  
2012: Johan Ryd  
2013: Kyle Stroh  
2014: Cullen Bradshaw

2015: Mason Baptista  
2016: Erik Cooper  
2017: Noah Nelson  
2018: Tanner Froese  
2019: Riley Christensen, Roman Uchyn

### Colin Ward Scholar-Athlete Award

1995: Matt MacLean, Darren Holmes  
1996: Darren Holmes, Andy Bradford  
1997: Andy Bradford  
1998: Colin Ward  
1999: Rob May  
2001: Patrick Gruber  
2002: Terry Wilson  
2003: Terry Wilson  
2004: Eric Van Den Bosch  
2005: Eric Van Den Bosch  
2006: Eric Van Den Bosch  
2007: James Switzer  
2008: Steven Sleep  
2009: Jon Skoog, Steven Sleep  
2010: Nick Tabisz  
2011: Nick Tabisz, Adam Hammerbeck, Blake Bashor  
2012: Brandon Hoogenboom  
2013: Brandon Hoogenboom, Patrick McCadden  
2014: Brandon Hoogenboom, Patrick McCadden  
2015: Erik Cooper, Marian Fiala  
2016: Erik Cooper  
2017: Clay Van Diest  
2018: Clay Van Diest  
2019: Clay Van Diest

### Cory Borys Unsung Hero Award

1994: Ted Gaffney  
1995: Cory Borys  
1996: Cory Borys  
1997: Silverio Mirao  
1998: Cameron Knox  
1999: Shane Dickson, Wynn Henriksen  
2000: Jayce Politoski  
2001: Chad Ashenberg  
2002: Ryan Wempe  
2003: Michael Buchan  
2004: Michael Buchan  
2005: Neil Harrison, Kurtis Peterson  
2006: Jeremy Mitchell  
2007: Jon Skoog  
2008: Steven Sleep  
2009: Scott Pulak  
2010: Scott Pulak  
2011: Scott Pulak  
2012: Joe Perry  
2013: Brandon Hoogenboom, Patrick McCadden, Zach McDonald  
2014: Brandon Hoogenboom  
2015: Sam Higgins, Chris Rial  
2016: Noah Nelson, Steven Phillips  
2017: Steven Phillips  
2018: Steven Phillips, Brad Pung  
2019: Tyler Andrews

### Taylor Langford Hitman of the Year Award

1994: Mike Porcaro  
1995: Cameron Knox  
1996: Cory Borys  
1997: Don Hearn  
1998: Mike Nooyen

1999: Patrick Gruber  
2000: Shane Dickson  
2001: Shane Dickson  
2002: Faron Duthie  
2003: Faron Duthie  
2004: Connor Hughes  
2005: Connor Hughes  
2006: Connor Hughes  
2007: Troy Boisjoli  
2008: Taylor Langford  
2009: Taylor Langford  
2010: Jason Nopper  
2011: Taylor Langford  
2012: Derek Donahue  
2013: Derek Donahue  
2014: Reid Campbell, Joe Perry  
2015: Ross Pavek  
2016: Ross Pavek  
2017: Luke Karakas  
2018: Luke Karakas  
2019: Keegan Milligan

### Johan Ryd Most Improved Player Award

1994: Cale Politoski  
1995: Mike Dine  
1996: Ben Verhaagh  
1997: Spencer Ward  
1998: Rob May  
1999: Ryan Wempe  
2000: Felix Angst  
2001: Kyle Peterson  
2002: Ryan Tew  
2003: Jeremy Mitchell  
2004: Lonny Forrester  
2005: Nick Toney, Mikael Virta  
2006: Ryan Petersen  
2007: Tyler Allen  
2008: Scott Pulak  
2009: Dustin Walz  
2010: Johan Ryd  
2011: Zach McDonald  
2012: Carl Ekstrom  
2013: Chris Rial  
2014: Ross Pavek  
2015: Chris Rygus  
2016: Riley Christensen  
2017: Luke Karakas  
2018: Nick LeSage  
2019: Ryan Bontorin, Jack Thomas

### Jason Deitsch Top Forward Award

2017: Noah Nelson  
2018: Tanner Froese  
2019: Roman Uchyn

### Tommy Cianflone Top Defenseman Award

2017: Sean Campbell  
2018: Sean Campbell  
2019: Tyler Andrews

### Scott Vettrains Top Goaltender Award

2017: T.J. Black  
2018: T.J. Black  
2019: T.J. Black

# All-Time Leaders



**Jason Deitsch**  
184 points



**Rob Smillie**  
175 points



**Maris Ziedins**  
145 points



**Adam Sedgwick**  
142 points



**Scott Jewitt**  
138 points



**Connor Hughes**  
137 points



**Marc Belanger**  
132 points



**Cullen Bradshaw**  
131 points



**Matt Boyd**  
124 points



**Shane Dickson**  
123 points

Most Points/Career	Years	Points
Jason Deitsch	2002-05	184
Rob Smillie	1996-99	175
Maris Ziedins	2000-03	145
Adam Sedgwick	1998-01	142
Scott Jewitt	1996-99	138
Connor Hughes	2003-06	137
Marc Belanger	2005-08	132
Cullen Bradshaw	2012-15	131
Matt Boyd	2007-10	124
Shane Dickson	1998-01	123

Most Games/Career	Years	Games
Steven Phillips	2016-19	123
Jason Deitsch	2002-05	122
Shane Dickson	1998-01	122
Rob Smillie	1996-99	122
Steven Sleep	2006-09	121
Connor Hughes	2003-06	120
Cullen Bradshaw	2012-15	120
Marian Fiala	2012-15	119
Brandon Hoogenboom	2011-14	119
Cody Keefer	2010-13	119
Scott Pulak	2008-11	119
Ryan Petersen	2006-09	119
Marc Belanger	2005-08	119
Scott Jewitt	1996-99	119

Most Points/Season	Year	Points
Rob Smillie	1997-98	61
Jason Deitsch	2003-04	53
Rob Smillie	1998-99	51
Scott Jewitt	1997-98	48
Jason Deitsch	2004-05	47
Jason Deitsch	2002-03	46
Marc Belanger	2007-08	45
Connor Hughes	2005-06	44
Scott Jewitt	1998-99	44
Cullen Bradshaw	2013-14	42

Most Goals/Season	Year	Goals
Rob Smillie	1997-98	34
Joe Perry	2013-14	24
Spencer Carbery	2004-05	24
Bruce Henderson	1988-89	24
Marc Belanger	2007-08	23
Connor Hughes	2005-06	22
Rob Smillie	1998-99	22
Marc Belanger	2006-07	21
Andy Cote	2005-06	21
Andy Cote	2003-04	21
Maris Ziedins	2001-02	21
Maris Ziedins	2000-01	21
Scott Jewitt	1997-98	21
Michael Hill	2014-15	20
Michael Hill	2013-14	20
Spencer Carbery	2003-04	20
Bruce Henderson	1990-91	20

Most Assists/Season	Year	Assists
Jason Deitsch	2003-04	34
Jason Deitsch	2004-05	31
Jason Deitsch	2002-03	30
Tommy Cianflone	1999-2000	30
Rob Smillie	1998-99	29
Scott Jewitt	1998-99	28
Mason Baptista	2013-14	27
Cullen Bradshaw	2013-14	27
Rob Smillie	1997-98	27
Scott Jewitt	1997-98	27
Mason Baptista	2014-15	26

Hat Tricks/Season	Year	HT
Rob Smillie	1997-98	4
Bruce Henderson	1988-89	3
Michael Hill	2013-14	2
A.J. Gale	2008-09	2
Andy Cote	2005-06	2
Ken Holtschlag	1997-98	2
Silverio Mirao	1995-96	2
Silverio Mirao	1993-94	2
Rob Garofolo	1992-93	2
Todd Deacetis	1992-93	2
Bruce Henderson	1990-91	2
Bruce Henderson	1989-90	2

Most PP Goals/Season	Year	PPG
Connor Hughes	2005-06	13
Rob Smillie	1997-98	13
Joe Perry	2013-14	11
Jason Deitsch	2004-05	11
Spencer Carbery	2004-05	11
Cody Keefer	2011-12	10
Marc Belanger	2007-08	10
Andy Cote	2005-06	10
Jason Deitsch	2003-04	10
Rob Smillie	1995-96	10

Most Saves/Season	Year	Saves
Roby Gropp	1996-97	748
Roby Gropp	1995-96	742
T.J. Black	2017-18	690
Chris LaPata	1988-89	638
Kevin McBride	1990-91	629
B.J. O'Brien	2009-10	621
T.J. Black	2018-19	620
Kyle Jones	2005-06	589
Kyle Jones	2006-07	588
Mike Szkodzinski	1998-99	586

Most Goals/Career	Years	Goals
Rob Smillie	1996-99	82
Maris Ziedins	2000-03	74
Jason Deitsch	2002-05	64
Cody Keefer	2010-13	62
Marc Belanger	2005-08	62
Bruce Henderson	1989-91	62
Scott Jewitt	1996-99	61
Connor Hughes	2003-06	60
Michael Hill	2014-16	55
Spencer Carbery	2004-06	55

Most Assists/Career	Years	Assists
Jason Deitsch	2002-05	120
Rob Smillie	1996-99	93
Adam Sedgwick	1998-01	89
Cullen Bradshaw	2012-15	84
Matt Boyd	2007-10	83
Connor Hughes	2003-06	77
Scott Jewitt	1996-99	77
Mason Baptista	2012-15	75
Shane Wheeler	2007-10	75
Andrew Derton	2006-07	75

Hat Tricks/Career	Years	HT
Bruce Henderson	1989-91	7
Rob Smillie	1996-99	5
Michael Hill	2014-16	4
Silverio Mirao	1994-97	4
Andy Cote	2004-06	3
Brent Cyr	1994-97	3
Rob Garofolo	1990-93	3
Patrick Gruber	1998-01	3
Mark Nega	1992-93	3
Adam Sedgwick	1998-01	3

Most Saves/Career	Years	Saves
Roby Gropp	1995-98	2296
Kyle Jones	2005-08	2136
T.J. Black	2016-19	1977
David Jacobson	2012-15	1906
Kevin McBride	1990-94	1874
B.J. O'Brien	2009-11	1437
Chancy Colquhoun	2001-04	1360
Mike Szkodzinski	1999-2000	1078
Scott Vettraino	1994-95	1036
Tony Kujava	2014-17	816



## INDIVIDUAL RECORDS

**Most Games, Career:** 123, Steven Phillips, 2016-19  
**Most Consecutive Games, Career:** 123, Steven Phillips, 2016-19 (NCAA Division III record)  
**Most Goals, Period:** 4, Don Hearn vs. UW-Stout, 1/25/97  
**Most Goals, Game:** 5, Bruce Henderson vs. Lawrence, 1/8/91  
**Most Goals, Season:** 34, Rob Smillie, 1997-98  
**Most Goals, Career:** 82, Rob Smillie, 1996-99  
**Most Consecutive Goals, one player:** 4, Adam Sedgwick vs. UW-Stout, 1/27/01; Shane Dickson vs. UW-River Falls, 2/24/01; Jason Sanford vs. Bemidji State, 1/12-1/13/96; Blake Sorenson vs. 11/22-11/23/97 vs. Bemidji State  
**Fastest Goal, Start of Period:** 0:10, Ryan Wempe vs. UW-River Falls (3rd), 3/1/02  
**Fastest Goal, Start of Game:** 0:12, Brandon Longley vs. UW-Stout, 10/29/10; Matt Stearns vs. UW-Stout, 1/29/00  
**Fastest Opponent Goal, Start of Period:** 0:06, Dennis Moran, Lake Forest, 11/11/88 (3rd)  
**Fastest Opponent Goal, Start of Game:** 0:07, Patrick Staerker, RIT, 11/28/97  
**Fastest Two Goals:** 0:14, Bruce Henderson vs. Lawrence, 1/8/91  
**Fastest Three Goals:** 5:30, Andy Cote vs. UW-Stevens Point, 2/4/06  
**Fastest Four Goals:** 8:22, Bruce Henderson vs. Lawrence, 1/28/89  
**Most Hat Tricks, Season:** 4, Rob Smillie, 1997-98  
**Most Hat Tricks, Career:** 7, Bruce Henderson, 1988-91  
**Most Assists, Period:** 4, Joe Perry vs. St. Olaf, 1/5/13  
**Most Assists, Game:** 5, Noah Nelson vs. St. Scholastica, 2/11/17; Rob Smillie vs. UW-Stevens Point, 1/27/96  
**Most Assists, Season:** 34, Jason Deitsch, 2003-04  
**Most Assists, Career:** 120, Jason Deitsch, 2002-05  
**Most Points, Period:** 5, Don Hearn vs. UW-Stout, 1/25/97 (4-1-5)  
**Most Points, Game:** 7, Noah Nelson vs. St. Scholastica, 2/11/17 (2-5-7); Rob Smillie vs. Marian, 2/13/98 (3-4-7); Sean Johnstone vs. Bethel, 2/17/90 (3-4-7);  
**Most Points, Season:** 61, Rob Smillie, 1997-98 (34-27-61)  
**Most Points, Season, Defenseman:** 39, Tommy Cianflone, 1999-2000 (9-30-39)  
**Most Points, Season, Freshman:** 39, Andy Cote, 2003-04 (21-18-39)  
**Most Points, Career:** 184, Jason Deitsch, 2002-05  
**Most Consecutive Games Scoring Streak:** 19, Erik Cooper, 11/27/15-2/27/16  
**Most Power Play Goals, Game:** 3, Marc Belanger vs. UW-Superior, 11/17/06; Connor Hughes vs. UW-Eau Claire, 2/18/06; Adam Sedgwick vs. UW-Stout, 1/27/01; Silverio Mirao vs. UW-Stevens Point, 1/27/96  
**Most Power Play Goals, Season:** 13, Connor Hughes, 2005-06; Rob Smillie, 1995-96  
**Most Power Play Goals, Career:** 32, Rob Smillie, 1996-99  
**Most Shorthanded Goals, Game:** 2, Ted Gaffney vs. Lawrence, 1/11/92; Brent Cyr vs. Gustavus Adolphus, 11/27/93; Chris Bodnar vs. UW-Stevens Point, 10/30/99; Kurtis Peterson vs. UW-Stevens Point, 1/21/05  
**Most Shorthanded Goals, Season:** 3, Rob Smillie, 1998-99; Chris Bodnar, 1999-2000  
**Most Shorthanded Goals, Career:** 5, Kurtis Peterson, 2005-07  
**Most Game-winning Goals, Season:** 7, Johan Ryd, 2010-11  
**Most Game-winning Goals, Career:** 13, Connor Hughes, 2005-06; Rob Smillie, 1996-99  
**Most Penalties, Period:** 4, Matt Molaski vs. UW-Stevens Point, 1/3/97; Blake Sorenson vs. UW-Superior, 1/8/99  
**Most Penalties, Game:** 6, Matt Molaski vs. UW-Stevens Point, 1/3/97  
**Most Penalties, Season:** 36, Jayce Politoski, 1999-2000  
**Most Penalties, Career:** 107, Andrew Derton, 2004-07  
**Most Penalty Minutes, Period:** 22, Marc Collins vs. Bethel, 12/8/01  
**Most Penalty Minutes, Game:** 26, Marc Collins vs. Bethel, 12/8/01  
**Most Penalty Minutes, Season:** 96, Cameron Knox, 1997-98  
**Most Penalty Minutes, Career:** 255, Andrew Derton, 2004-07

## GOALTENDING RECORDS

**Best Goals Against Average, Season:** 1.09, Kyle Jones, 2007-08  
**Best Goals Against Average, Career:** 1.49, David Jacobson, 2012-15  
**Most Wins, Season:** 27, T.J. Black, 2017-18  
**Most Wins, Career:** 87, Kyle Jones, 2005-08  
**Most Saves, Period:** 32, Chris LaPlata vs. Lake Forest, 11/12/88  
**Most Saves, Overtime Period:** 34, B.J. O'Brien vs. Norwich, 3/20/10 (two overtimes)  
**Most Saves, Mini-Game:** 17, Roby Gropp vs. UW-Superior, 3/15/97  
**Most Saves, Game:** 70, B.J. O'Brien vs. Norwich, 3/20/10  
**Most Saves, Season:** 748, Roby Gropp, 1996-97  
**Most Saves, Career:** 2,296, Roby Gropp, 1995-98  
**Fewest Saves, Period:** 0, B.J. O'Brien vs. UW-Eau Claire (2nd), 1/16/10; Kyle Jones vs. Lake Forest (2nd), 1/19/08; Eric Van Den Bosch vs. UW-Eau Claire (2nd), 1/22/05; Mike Szkodzinski vs. Gustavus Adolphus (3rd), 11/20/99  
**Fewest Saves, Game:** 5, T.J. Black vs. Aurora, 11/11/16  
**Most Shutouts, Season:** 10, Kyle Jones, 2007-08  
**Most Shutouts, Career:** 25, Kyle Jones, 2005-08 (NCAA Division III record)  
**Longest Shutout Sequence:** 337:22, Kyle Jones, 1/13/06-1/28/06  
**Best Save Percentage, Season:** .950, Kyle Jones, 2007-08  
**Best Save Percentage, Career:** .934, T.J. Black, 2016-19  
**Most Minutes Played, Season:** 1,875:26, Kyle Jones, 2006-07  
**Most Minutes Played, Career:** 6,378:54, Kyle Jones, 2005-08

## TEAM RECORDS


**Most Goals, Game:** 15, vs. Marian, 2/13/98; vs. Washington (Mo.), 1/22/93  
**Most Goals, Period:** 9, vs. Marian, 2/13/98; vs. Fort Bragg, 11/6/92  
**Most Goals, First Period:** 9, vs. Marian, 2/13/98  
**Most Goals, Second Period:** 7, vs. Northland, 2/14/14; vs. St. Mary's, 1/4/13; vs. Lawrence, 11/12/92; vs. Lawrence, 2/3/93  
**Most Goals, Third Period:** 9, vs. Fort Bragg, 11/6/92  
**Most Goals Allowed, Period:** 10, vs. UW-Stevens Point, 11/1/91 (2nd)  
**Most Assists, Period:** 15, vs. Marian, 2/13/98 (1st)  
**Most Points, Period:** 24, vs. Marian, 2/13/98 (1st)  
**Most Shots, Period:** 33, vs. Bethel, 12/6/02 (3rd)  
**Fewest Shots, Period:** 1, vs. Lake Forest, 12/1/89 (2nd); vs. UW-Superior, 11/5/93 (1st)  
**Most Opponent Shots, Period:** 33, St. Olaf, 12/7/90 (2nd)  
**Fewest Opponent Shots, Period:** 0, Lake Forest, 1/19/08 (2nd)  
**Most Power Play Goals, Period:** 6, vs. UW-Stevens Point, 1/27/96 (3rd)  
**Most Penalties, Period:** 13, vs. Bemidji State, 11/22/97 (2nd)  
**Most Penalty Minutes, Period:** 79, vs. Bethel, 2/17/90 (3rd)  
**Most Opponent Penalties, Period:** 14, Bethel, 2/17/90 (3rd)  
**Most Opponent Penalty Minutes, Period:** 94, Bethel, 2/17/90 (3rd)  
**Largest Winning Margin:** 15, vs. Washington (Mo.), 1/22/93 (15-0)  
**Most Goals Allowed, Game:** 21, vs. UW-Stevens Point, 11/1/91  
**Largest Losing Margin:** 20, vs. UW-Stevens Point, 11/1/91 (21-1)  
**Largest Deficit Overcome to Win:** 4, Lawrence, 11/18/92 (won 5-4)  
**Longest Unbeaten Streak:** 38, 11/10/07-11/21/08  
**Longest Winning Streak:** 16, 2/7/14-11/14/14 and 2/16/08-11/21/08  
**Longest Losing Streak:** 13, 12/16/89-1/20/90  
**Most Assists, Game:** 24, vs. Marian, 1/2/99  
**Most Points, Game:** 38, vs. Marian, 2/13/98; vs. Lawrence, 2/16/91  
**Most Goals, Two Teams:** 22, vs. UW-Stevens Point, 11/1/91 (lost 21-1)  
**Highest Tie Score:** 6-6 vs. UW-Stout, 1/24/92; vs. Lake Forest, 11/6/98  
**Scoreless Ties:** vs. UW-Stevens Point, 1/27/95; vs. UW-Superior, 2/3/12; vs. St. John's, 1/8/15  
**Fastest Two Goals:** 0:07, vs. UW-Stout, 10/30/10 (Keefer and Ryd); vs. UW-Eau Claire, 2/18/05 (Forrester and Hughes)  
**Fastest Three Goals:** 0:51, vs. Lawrence, 2/9/90  
**Fastest Opponent Two Goals:** 0:05, St. Olaf, 2/18/89  
**Fastest Opponent Three Goals:** 0:18, St. Olaf, 2/18/89  
**Most Power Play Goals, Game:** 8, vs. UW-Stevens Point, 1/27/96 (NCAA Division III record)  
**Most Shorthanded Goals, Game:** 2, several times  
**Most Opponent Power Play Goals, Game:** 7, Gustavus Adolphus, 12/10/88; St. Olaf, 12/8/90  
**Most Opponent Shorthanded Goals, Game:** 4, UW-Stevens Point, 11/1/91  
**Most Shots on Goal, Game:** 78, vs. Bethel, 12/6/02  
**Most Opponent Shots on Goal, Game:** 82, St. Olaf, 12/7/90  
**Fewest Shots on Goal, Game:** 7, vs. UW-Stevens Point, 11/1/91  
**Fewest Opponent Shots on Goal, Game:** 5, Aurora, 11/11/16  
**Most Penalties, Game:** 31, vs. Bemidji State, 11/22/97  
**Most Penalty Minutes, Game:** 89, vs. Bemidji State, 11/22/97; vs. Bethel, 2/17/90  
**Most Opponent Penalties, Game:** 28, Bemidji State, 11/22/97  
**Most Opponent Penalty Minutes, Game:** 136, Bethel, 2/17/90  
**Most Penalties, Two Teams, Game:** 59, vs. Bemidji State, 11/22/97  
**Most Penalty Minutes, Two Teams, Game:** 225, vs. Bethel, 2/17/90  
**Most Disqualifications, Game:** 6, vs. Bethel, 2/17/90  
**Most Disqualifications, Two Teams, Game:** 14, vs. Bethel, 2/17/90  
**Fewest Penalty Minutes, Game:** 2, several times, last vs. Northland, 2/2/19  
**Fewest Opponent Penalty Minutes, Game:** 0, UW-River Falls, 2/6/99  
**Fewest Penalty Minutes, Two Teams, Game:** 4, vs. UW-Superior, 1/20/11; vs. UW-River Falls, 2/6/99  
**Most Wins, Season:** 28, 2013-14 (28-3-1)  
**Most Goals, Season:** 185, 1997-98  
**Most Goals Allowed, Season:** 197, 1991-92  
**Most Assists, Season:** 296, 1997-98  
**Most Points, Season:** 481, 1997-98  
**Most Power Play Goals, Season:** 60, 2005-06  
**Most Opponent Power Play Goals, Season:** 51, 1991-92  
**Most Shorthanded Goals, Season:** 7, 1991-92, 1998-99, 1999-2000, 2000-01, 2006-07  
**Most Opponent Shorthanded Goals, Season:** 18, 1991-92  
**Most Shots on Goal, Season:** 1,456, 1997-98  
**Most Opponent Shots on Goal, Season:** 1,097, 1991-92  
**Fewest Shots on Goal, Season:** 581, 1993-94  
**Fewest Opponent Shots on Goal, Season:** 572, 2014-15  
**Most Penalties, Season:** 316, 1996-97 and 1998-99  
**Most Penalty Minutes, Season:** 308, 2018-19  
**Fewest Penalty Minutes, Season:** 327, 2014-15  
**Fewest Goals, Season:** 84, 1993-94  
**Fewest Power Play Goals, Season:** 8, 1988-89  
**Fewest Opponent Power Play Goals, Season:** 11, 2012-13, 2013-14, 2017-18  
**Fewest Shorthanded Goals, Season:** 0, 1989-90  
**Fewest Opponent Shorthanded Goals, Season:** 0, 2000-01, 2011-12  
**Fewest Goals Against, Season:** 43, 2007-08  
**Most Shutouts, Season:** 10, 2007-08  
**Longest Game:** 99:29, vs. Norwich (2 OT), 3/20/10 (lost 2-1)  
**Longest Home Winning Streak:** 36, 10/25/02 to 10/29/04 (NCAA Division III record)

## Hockey Year-By-Year Statistical Leaders

Year	Goals	Assists	Points	Penalties
1988-89	Bruce Henderson (24)	Bruce Henderson (13)	Bruce Henderson (37)	not available
1989-90	Bruce Henderson (18)	Sean Johnstone (20)	Sean Johnstone (37)	not available
1990-91	Bruce Henderson (20)	Bruce Henderson (16)	Bruce Henderson (36)	Marty Campbell (16)
1991-92	Mark Nega (14)	Rob Garofolo (20)	Rob Garofolo (33)	Marty Campbell (24)
1992-93	Todd Deacetis (17)	Rob Garofolo (21)	Todd Deacetis (37)	Marty Campbell (25)
			Rob Garofolo (37)	
1993-94	Silverio Mirao (17)	Brent Cyr (12)	Silverio Mirao (28)	Darren Holmes (35)
1994-95	Jason Sanford (18)	Cameron Knox (21)	Kendel Kelly (31)	Cameron Knox (31)
				Darren Holmes (31)
1995-96	Rob Smillie (17)	Rob Smillie (17)	Rob Smillie (34)	Darren Holmes (30)
		Kendel Kelly (17)		
		Tom Maryschak (17)		
1996-97	Scott Jewitt (18)	Rob Smillie (20)	Rob Smillie (29)	Don Hearn (33)
1997-98	Rob Smillie (34)	Rob Smillie (27)	Rob Smillie (61)	Cameron Knox (32)
		Scott Jewitt (27)		
1998-99	Rob Smillie (22)	Rob Smillie (29)	Rob Smillie (51)	Scott Jewitt (30)
1999-00	Adam Sedgwick (15)	Tommy Cianflone (30)	Tommy Cianflone (39)	Jayce Politoski (36)
	Chris Bodnar (15)			
2000-01	Maris Ziedins (21)	Adam Sedgwick (23)	Maris Ziedins (40)	Lennie Rampone (29)
			Chris Bodnar (40)	
2001-02	Maris Ziedins (21)	Jason Deitsch (25)	Maris Ziedins (41)	Brant Kersey (29)
		Ryan Wempe (25)		
2002-03	Maris Ziedins (18)	Jason Deitsch (30)	Jason Deitsch (46)	Kyle Peterson (32)
2003-04	Andy Cote (21)	Jason Deitsch (34)	Jason Deitsch (51)	Andrew Derton (26)
				Faron Duthie (26)
2004-05	Spencer Carbery (24)	Jason Deitsch (31)	Jason Deitsch (47)	Andrew Derton (29)
2005-06	Connor Hughes (22)	Andrew Derton (24)	Connor Hughes (44)	Andy Cote (28)
2006-07	Marc Belanger (21)	Jeff Hazelwood (23)	Marc Belanger (41)	Andrew Derton (25)
2007-08	Marc Belanger (23)	Marc Belanger (22)	Marc Belanger (45)	Jason Nopper (31)
		Matt Boyd (22)		
2008-09	A.J. Gale (19)	Matt Boyd (20)	A.J. Gale (30)	Steven Sleep (19)
				Jason Nopper (19)
2009-10	Tyler Allen (15)	Matt Boyd (20)	Tyler Allen (31)	Jason Nopper (26)
			Shane Wheeler (31)	
2010-11	Cody Keefer (14)	Johan Ryd (18)	Johan Ryd (28)	Taylor Langford (23)
2011-12	Cody Keefer (18)	Johan Ryd (25)	Johan Ryd (40)	Seth Soley (22)
2012-13	Kyle Stroh (19)	Kyle Stroh (22)	Kyle Stroh (41)	Reid Campbell (14)
2013-14	Joe Perry (24)	Mason Baptista (27)	Cullen Bradshaw (42)	Chris Rial (13)
		Cullen Bradshaw (27)		Blake Thompson (13)
2014-15	Michael Hill (20)	Mason Baptista (26)	Mason Baptista (34)	Michael Hill (17)
2015-16	Pijus Rulevicius (17)	Erik Cooper (23)	Erik Cooper (36)	Michael Hill (19)
				Storm Wahlrab (19)
2016-17	Tanner Froese (13)	Noah Nelson (19)	Noah Nelson (27)	Ross Pavek (12)
2017-18	Tanner Froese (14)	Tanner Froese (20)	Tanner Froese (34)	Chris Rygus (24)
2018-19	Roman Uchyn (15)	Brendon Gysbers (23)	Riley Christensen (33)	Peyton Frantti (14)
			Roman Uchyn (33)	
Year	Penalty Minutes	Power-Play Goals	Short-Handed Goals	
1988-89	not available	Sean Johnstone (2)	3 tied at 1	
		Paul Manning (2)		
1989-90	not available	Sean Johnstone (5)	none	
1990-91	Marty Campbell (56)	Rob Garofolo (4)	3 tied at 1	
		Bruce Henderson (4)		
1991-92	Marty Campbell (64)	Jim Bradford (4)	Ted Gaffney (2)	
1992-93	Marty Campbell (58)	Mark Nega (4)	Ted Gaffney (2)	
		Todd Deacetis (4)	Todd Deacetis (4)	
1993-94	Darren Holmes (84)	Mike Porcaro (6)	3 tied at 1	
1994-95	Darren Holmes (88)	Jason Sanford (9)	5 tied at 1	
1995-96	Darren Holmes (78)	Rob Smillie (10)	4 tied at 1	
1996-97	Don Hearn (82)	Scott Jewitt (6)	4 tied at 1	
		Brent Cyr (6)		
1997-98	Cameron Knox (96)	Rob Smillie (13)	Scott Jewitt (2)	
1998-99	Scott Jewitt (79)	Adam Sedgwick (8)	Rob Smillie (3)	
1999-00	Jayce Politoski (75)	Shane Dickson (6)	3 tied at 1	
2000-01	Brant Kersey (61)	Maris Ziedins (9)	Shane Dickson (2)	
2001-02	Marc Collins (80)	Chris Bodnar (9)	Wayne Brown (2)	
2002-03	Lennie Rampone (71)	Maris Ziedins (9)	6 tied at 1	
2003-04	Andrew Derton (52)	Jason Deitsch (10)	2 tied at 1	
	Faron Duthie (52)			
2004-05	Andrew Derton (77)	Spencer Carbery (11)	Kurtis Peterson (2)	
		Jason Deitsch (11)		
2005-06	Jeremy Mitchell (64)	Connor Hughes (13)	2 tied at 1	
2006-07	Troy Boisjoli (78)	Marc Belanger (9)	Ryan Petersen (2)	
			Kurtis Peterson (2)	
2007-08	Jason Nopper (81)	Marc Belanger (10)	Nick Tabisz (1)	
2008-09	Adam Hammerbeck (40)	A.J. Gale (8)	4 tied at 1	
2009-10	Jason Nopper (60)	Tyler Allen (6)	Brandon Longley (1)	
2010-11	Nick Tabisz (76)	Nick Tabisz (6)	Johan Ryd (2)	
2011-12	Seth Soley (58)	Cody Keefer (10)	Kyle Stroh (2)	
2012-13	Derek Donohue (43)	Cody Keefer (8)	3 tied at 1	
2013-14	Chris Rial (48)	Joe Perry (11)	Brandon Hoogenboom (2)	
2014-15	Blake Thompson (54)	Michael Hill (6)	Erik Cooper (2)	
		Blake Thompson (6)		
2015-16	Storm Wahlrab (49)	Michael Hill (6)	4 tied at 1	
		Pijus Rulevicius (6)		
2016-17	Blake Thompson (40)	Roman Uchyn (5)	Noah Nelson (2)	
			Tanner Froese (2)	
2017-18	Chris Rygus (58)	Dominick Sacco (5)	3 tied at 1	
		Peter Bates (5)		
		Keegan Milligan (5)		
2018-19	Peyton Frantti (39)	Riley Christensen (7)	Timmy Nicksic (2)	
		Peyton Frantti (7)	Dominick Sacco (2)	

## St. Norbert College Hockey Year-By-Year Coaching Records

Year	Record	Pct.	NCHA	Pct.	Coach
1988-89	8-12-0	.400	-	-	Tom Schlieff
1989-90	6-14-0	.300	-	-	Tom Schlieff
1990-91	6-15-0	.286	-	-	Tom Schlieff
					(3 yrs., 20-41, .328)
1991-92	6-19-1	.240	-	-	George Wrobel
1992-93	10-15-0	.400	-	-	George Wrobel
					(2 yrs., 16-34-1, .324)
1993-94	10-9-1	.525	-	-	Tim Coghlin
1994-95	9-14-4	.391	5-12-3	.325	Tim Coghlin
1995-96	12-13-3	.480	10-8-2	.550	Tim Coghlin
1996-97	21-9-1	.694	16-4-0	.800	Tim Coghlin
1997-98	27-6-0	.818	17-3-0	.850	Tim Coghlin
1998-99	25-5-3	.803	12-2-2	.813	Tim Coghlin
1999-00	22-5-2	.793	10-3-1	.750	Tim Coghlin
2000-01	18-8-3	.672	9-4-1	.679	Tim Coghlin
2001-02	23-5-3	.790	12-0-2	.929	Tim Coghlin
2002-03	27-2-2	.903	12-1-1	.893	Tim Coghlin
2003-04	27-3-2	.875	11-2-1	.821	Tim Coghlin
2004-05	24-3-3	.850	12-0-2	.929	Tim Coghlin
2005-06	25-5-2	.813	10-2-2	.786	Tim Coghlin
2006-07	25-4-2	.839	10-3-1	.750	Tim Coghlin
2007-08	27-1-4	.906	10-0-4	.857	Tim Coghlin
2008-09	19-8-1	.722	8-5-1	.607	Tim Coghlin
2009-10	24-4-3	.823	14-2-2	.833	Tim Coghlin
2010-11	25-4-1	.850	14-3-1	.806	Tim Coghlin
2011-12	21-5-5	.758	12-4-2	.722	Tim Coghlin
2012-13	23-6-1	.783	13-4-1	.750	Tim Coghlin
2013-14	28-3-1	.891	16-2-0	.889	Tim Coghlin
2014-15	20-6-2	.750	13-4-1	.750	Tim Coghlin
2015-16	25-4-2	.839	17-2-1	.875	Tim Coghlin
2016-17	22-6-1	.776	15-4-1	.775	Tim Coghlin
2017-18	27-4-1	.859	15-3-0	.833	Tim Coghlin
2018-19	23-5-3	.790	14-3-1	.806	Tim Coghlin
					(26 yrs., 579-147-46, .776)
<b>TOTALS</b>	<b>615-222-57</b>	<b>.720</b>	<b>307-80-33</b>	<b>.770</b>	<b>30 years</b>



## All-Time Opponents

Team	Games	W	L	T	First Met	Last Met	Team	Games	W	L	T	First Met	Last Met
Adrian (Mich.)	20	12	8	0	2009-10	2018-19	Middlebury (Vt.)	6	2	4	0	1998-99	2005-06
Alabama-Huntsville	2	0	2	0	1995-96	1995-96	MSOE	19	15	4	0	2005-06	2018-19
Alaska-Fairbanks	2	0	2	0	1996-97	1996-97	Neumann (Pa.)	1	1	0	0	2018-19	2018-19
Amherst (Mass.)	1	1	0	0	2007-08	2007-08	Northland	12	11	1	0	2013-14	2018-19
Augsburg (Minn.)	24	11	11	2	1988-89	2018-19	Norwich (Vt.)	6	3	3	0	2000-01	2011-12
Aurora (Ill.)	6	6	0	0	2015-16	2018-19	Oswego State (N.Y.)	4	2	2	0	2006-07	2011-12
Bemidji State (Minn.)	10	4	5	1	1994-95	1998-99	Plattsburgh State (N.Y.)	2	2	0	0	2003-04	2007-08
Bethel (Minn.)	21	20	1	0	1998-99	2010-11	Rochester Inst. Tech. (N.Y.)	6	2	3	1	1997-98	2004-05
Buffalo State (N.Y.)	6	5	0	1	2005-06	2015-16	St. John's (Minn.)	21	13	7	1	1988-89	2014-15
Colby (Maine)	1	1	0	0	2017-18	2017-18	St. Mary's (Minn.)	22	10	12	0	1988-89	2012-13
Concordia (Minn.)	13	8	5	0	1990-91	2014-15	St. Olaf (Minn.)	20	10	9	1	1988-89	2012-13
Concordia (Wis.)	12	10	2	0	2011-12	2018-19	St. Scholastica (Minn.)	74	56	14	4	1991-92	2018-19
Curry (Mass.)	1	1	0	0	2007-08	2007-08	St. Thomas (Minn.)	14	9	3	2	1999-00	2016-17
Elmira (N.Y.)	3	2	1	0	2001-02	2002-03	Salem State (Mass.)	1	0	1	0	2009-10	2009-10
Finlandia (Mich.)	14	14	0	0	2013-14	2018-19	Salve Regina (R.I.)	1	1	0	0	2017-18	2017-18
Fitchburg State (Mass.)	1	1	0	0	1994-95	1994-95	Southern Maine	1	1	0	0	1999-00	1999-00
Fort Bragg (N.C.)	1	1	0	0	1992-93	1992-93	Stevenson (Md.)	1	1	0	0	2018-19	2018-19
Fredonia State (N.Y.)	6	4	1	1	1994-95	2006-07	Trine (Ind.)	4	4	0	0	2017-18	2018-19
Geneseo State (N.Y.)	1	1	0	0	2013-14	2013-14	Trinity (Conn.)	1	0	1	0	2016-17	2016-17
Gustavus Adolphus (Minn.)	27	14	12	1	1988-89	2012-13	UW-Eau Claire	61	50	7	4	1993-94	2018-19
Hamline (Minn.)	13	9	3	1	1990-91	2010-11	UW-River Falls	61	40	18	3	1994-95	2013-14
Hobart (N.Y.)	1	1	0	0	2005-06	2005-06	UW-Stevens Point	76	48	22	7	1991-92	2018-19
Lake Forest (Ill.)	75	49	21	5	1988-89	2018-19	UW-Stout	55	41	10	4	1991-92	2013-14
Lawrence	50	48	1	1	1988-89	2018-19	UW-Superior	69	36	21	12	1990-91	2016-17
Marian	32	28	2	2	1996-97	2018-19	Washington (Mo.)	2	2	0	0	1992-93	1992-93
Manhattanville (N.Y.)	4	2	1	1	2016-17	2017-18	Williams (Mass.)	1	0	1	0	2001-02	2001-02
UMass-Boston	1	1	0	0	2015-16	2015-16	<b>TOTALS</b>	<b>894</b>	<b>615</b>	<b>222</b>	<b>57</b>		
Mercyhurst (Pa.)	4	1	1	2	1995-96	1996-97							

## St. Norbert Hockey Year-By Year Statistical Analysis

Year	GP	W-L-T	Win%	Goals	GPG	Assists	APG	Pts.	Pts. PG	PEN-PIM	PPG	PP%	SHG	Sho	GA	GAA	Saves	SV%
1988-89	20	8-12-0	.400	93	4.65	117	5.85	210	10.50	184-407	8	.050	3	0	117	5.85	655	.848
1989-90	20	6-14-0	.300	86	4.30	126	6.30	212	10.60	153-343	16	.103	0	2	119	5.95	616	.838
1990-91	21	6-15-0	.286	94	4.48	139	6.62	233	11.10	161-386	22	.173	3	0	143	6.81	636	.816
1991-92	26	6-19-0	.231	90	3.46	133	5.12	223	8.58	184-422	20	.129	7	0	197	7.58	900	.820
1992-93	25	10-15-0	.400	135	5.40	173	6.92	308	12.32	186-436	24	.185	6	1	161	6.40	822	.836
1993-94	20	10-9-1	.525	84	4.20	111	5.55	195	9.75	165-384	26	.240	3	0	82	4.10	674	.892
1994-95	27	9-14-4	.407	85	3.10	127	4.70	212	7.85	303-747	28	.115	5	1	91	3.33	852	.903
1995-96	28	12-13-3	.482	113	4.03	164	5.86	277	9.89	261-598	40	.230	4	1	100	3.51	805	.894
1996-97	31	21-9-1	.694	128	4.13	202	6.52	330	10.65	312-681	38	.250	4	2	93	2.99	845	.903
1997-98	33	27-6-0	.818	185	5.61	296	8.97	481	14.58	278-651	53	.298	4	6	63	1.91	716	.919
1998-99	33	25-5-3	.803	170	5.15	264	8.00	434	13.15	310-724	54	.350	7	3	73	2.20	809	.918
1999-00	29	22-5-2	.793	147	5.07	231	7.97	378	13.03	275-610	42	.316	7	4	64	2.19	642	.909
2000-01	29	18-8-3	.672	129	4.45	207	7.14	336	11.59	245-520	41	.232	7	2	72	2.45	623	.896
2001-02	31	23-5-3	.758	168	5.42	257	8.29	425	13.71	277-648	52	.301	6	3	73	2.28	655	.901
2002-03	31	27-2-2	.903	164	5.29	269	8.68	433	13.97	277-679	49	.261	6	1	66	2.13	648	.908
2003-04	32	27-3-2	.875	175	5.47	282	8.81	457	14.28	246-533	54	.321	2	8	55	1.72	674	.925
2004-05	30	24-3-3	.850	147	4.90	242	8.07	389	12.97	267-593	56	.271	2	5	67	2.23	634	.904
2005-06	32	25-5-2	.812	150	4.69	251	7.83	401	12.53	270-614	60	.258	2	7	63	1.97	638	.910
2006-07	31	25-4-2	.839	136	4.39	221	7.13	357	11.52	251-576	41	.216	7	3	56	1.81	588	.913
2007-08	32	27-1-4	.906	118	3.69	195	6.09	313	9.78	242-579	41	.230	1	10	43	1.34	661	.939
2008-09	28	19-8-1	.696	109	3.89	176	6.29	285	10.18	189-411	33	.210	4	4	62	2.20	657	.906
2009-10	31	24-4-3	.823	127	4.10	203	6.55	330	10.65	173-439	34	.194	1	3	54	1.69	666	.925
2010-11	30	25-4-1	.850	103	3.43	174	5.80	277	9.23	160-388	29	.250	4	5	54	1.80	669	.925
2011-12	31	21-5-5	.758	116	3.81	197	6.35	315	10.16	201-491	39	.262	3	5	64	2.03	681	.914
2012-13	30	23-6-1	.783	119	3.97	199	6.63	318	10.60	138-339	40	.278	3	6	52	1.73	644	.925
2013-14	32	28-3-1	.891	153	4.78	246	7.69	399	12.47	163-370	40	.252	3	8	46	1.43	590	.928
2014-15	28	20-6-2	.750	126	4.50	198	7.07	324	11.57	144-327	38	.268	4	8	49	1.74	523	.914
2015-16	31	25-4-2	.839	137	4.42	186	6.00	323	10.42	187-413	38	.238	4	6	52	1.68	615	.922
2016-17	28	22-5-1	.776	109	3.76	162	5.59	271	9.34	161-350	27	.152	5	8	48	1.64	573	.923
2017-18	32	27-4-1	.859	126	3.94	222	6.94	348	10.88	164-348	37	.223	3	7	47	1.43	733	.940
2018-19	33	23-5-3	.790	131	4.23	235	7.58	366	11.81	132-308	41	.268	5	7	53	1.68	694	.929
<b>TOTALS</b>	<b>894</b>	<b>615-222-57</b>	<b>.720</b>	<b>3953</b>	<b>4.41</b>	<b>6205</b>	<b>6.93</b>	<b>10158</b>	<b>11.34</b>	<b>6659-18015</b>	<b>1161</b>		<b>125</b>	<b>126</b>	<b>2379</b>	<b>2.65</b>	<b>21138</b>	<b>.899</b>

# All-Time Results

## Tom Schlieff Head Coach 1989-90

### 1988-89 (8-12-0)

Date	Opponent (Site)	Score
N 11	Lake Forest (De Pere)	L 6-4
N 12	Lake Forest (Lake Forest, Ill.)	L 7-4
N 18	St. Mary's, Minn. (De Pere)	L 9-0
N 19	St. Mary's, Minn. (De Pere)	L 10-1
D 2	Lawrence (De Pere)	W 4-1
D 3	Lawrence (De Pere)	W 9-2
D 9	Gustavus Adolphus (St. Peter, Minn.)	L 9-3
D 10	Gustavus Adolphus (St. Peter, Minn.)	L 11-4
J 6	St. John's, Minn. (De Pere)	L 5-2
J 7	St. John's, Minn. (De Pere)	W 6-2
J 20	Augsburg (Minneapolis, Minn.)	L 6-5 (OT)
J 21	Augsburg (Minneapolis, Minn.)	W 7-3
J 27	Lawrence (Appleton)	W 6-2
J 28	Lawrence (Appleton)	W 10-5
F 3	Lake Forest (Lake Forest, Ill.)	L 9-3
F 4	Lake Forest (De Pere)	L 7-4
F 10	Bethel (St. Paul, Minn.)	L 8-4
F 11	Bethel (St. Paul, Minn.)	W 4-2
F 17	St. Olaf (De Pere)	W 6-2
F 18	St. Olaf (De Pere)	L 11-7

Captains: Dave Rogers, Todd Pawlicki, Don Rigali

### 1989-90 (6-14-0)

Date	Opponent (Site)	Score
N 10	St. Mary's, Minn. (Winona, Minn.)	L 6-2
N 11	St. Mary's, Minn. (Winona, Minn.)	L 8-4
N 17	Augsburg (De Pere)	L 8-2
N 18	Augsburg (De Pere)	L 3-1
D 1	Lake Forest (Lake Forest, Ill.)	L 11-0
D 2	Lake Forest (De Pere)	L 5-3
D 8	St. John's, Minn. (St. Cloud, Minn.)	L 7-4
D 9	St. John's, Minn. (St. Cloud, Minn.)	L 7-2
J 5	Gustavus Adolphus (De Pere)	L 7-5
J 6	Gustavus Adolphus (De Pere)	L 9-4
J 19	St. Olaf (Northfield, Minn.)	L 7-3
J 20	St. Olaf (Northfield, Minn.)	L 9-2
J 26	Lawrence (De Pere)	W 5-3
J 27	Lawrence (De Pere)	W 6-0
F 2	Lake Forest (Lake Forest, Ill.)	L 9-0
F 3	Lake Forest (De Pere)	L 6-4
F 9	Lawrence (Appleton)	W 10-1
F 10	Lawrence (Appleton)	W 9-0
F 16	Bethel (De Pere)	W 8-5
F 17	Bethel (De Pere)	W 11-7

Captains: Darrin Schaefer, Bruce Henderson, Sean Johnstone

## George Wrobel Head Coach 1991-93

### 1990-91 (6-15-0)

Date	Opponent (Site)	Score
N 9	St. Mary's, Minn. (De Pere)	L 6-0
N 10	St. Mary's, Minn. (De Pere)	L 10-1
N 16	Gustavus Adolphus (St. Peter, Minn.)	L 9-1
N 17	Gustavus Adolphus (St. Peter, Minn.)	L 7-2
N 20	Lake Forest (Lake Forest, Ill.)	L 8-2
D 7	St. Olaf (Northfield, Minn.)	L 13-5
D 8	St. Olaf (Northfield, Minn.)	L 13-2
J 4	Hamline (St. Paul, Minn.)	L 6-3
J 5	Hamline (St. Paul, Minn.)	W 8-5
J 8	Lawrence (De Pere)	W 7-3
J 11	St. John's, Minn. (St. Cloud, Minn.)	L 14-4
J 12	St. John's, Minn. (St. Cloud, Minn.)	W 4-3
J 15	UW-Superior (De Pere)	L 11-3
J 23	Lake Forest (De Pere)	L 4-3
J 30	Lawrence (Appleton)	W 10-1
F 8	Augsburg (Minneapolis, Minn.)	L 6-1
F 9	Augsburg (Minneapolis, Minn.)	L 6-5
F 15	Lawrence (Appleton)	W 11-2
F 16	Lawrence (De Pere)	W 14-1
F 22	Concordia, Minn. (Moorhead, Minn.)	L 8-4
F 23	Concordia, Minn. (Moorhead, Minn.)	L 7-4

Captains: Bruce Henderson, Erik Ambrose, Jason Boxrucker

### 1991-92 (6-19-1)

Date	Opponent (Site)	Score
N 1	UW-Stevens Point (Stevens Point)	L 21-1
N 8	St. Olaf (De Pere)	L 5-2
N 9	St. Olaf (De Pere)	L 9-5
N 15	Gustavus Adolphus (De Pere)	L 9-0
N 16	Gustavus Adolphus (De Pere)	L 10-1
N 22	St. Mary's, Minn. (Winona, Minn.)	L 12-3
N 23	St. Mary's, Minn. (Winona, Minn.)	L 9-5
N 29	St. Scholastica (Superior)	L 8-3
N 30	Lake Forest (Superior)	L 7-3
D 6	Concordia, Minn. (De Pere)	W 5-4
D 7	Concordia, Minn. (De Pere)	L 8-1
D 13	Augsburg (De Pere)	L 7-3
D 14	Augsburg (De Pere)	L 13-3
J 8	Lawrence (De Pere)	W 6-5 (OT)
J 11	Lawrence (Appleton)	W 11-2
J 14	UW-Superior (Superior)	L 11-0
J 17	St. John's, Minn. (De Pere)	L 8-0
J 18	St. John's, Minn. (De Pere)	L 7-1
J 24	UW-Stout (Menomonie)	T 6-6
J 25	UW-Stout (Menomonie)	L 6-1
J 31	Hamline (De Pere)	L 7-6
F 1	Hamline (De Pere)	W 7-6
F 5	Lawrence (De Pere)	W 6-2
F 14	Lake Forest (Lake Forest, Ill.)	L 3-0
F 15	Lake Forest (Lake Forest, Ill.)	L 9-2
F 19	Lawrence (Appleton)	W 8-3

Captains: Erik Anderson, Eric Jacobson, Rob Whitney

### 1992-93 (10-15-0)

Date	Opponent (Site)	Score
N 6	Fort Bragg (De Pere)	W 12-1
N 11	Lawrence (De Pere)	W 12-3
N 13	Gustavus Adolphus (St. Peter, Minn.)	L 7-2
N 14	Gustavus Adolphus (St. Peter, Minn.)	L 14-2
N 18	Lawrence (De Pere)	W 5-4
N 20	St. Olaf (Northfield, Minn.)	L 9-2
N 21	St. Olaf (Northfield, Minn.)	L 13-0
N 29	St. Scholastica (Superior)	L 7-1
D 11	Concordia, Minn. (Moorhead, Minn.)	L 10-4
D 12	Concordia, Minn. (Moorhead, Minn.)	L 5-2
J 8	UW-Stout (De Pere)	L 8-4
J 9	UW-Stout (De Pere)	L 7-3
J 13	Lawrence (Appleton)	W 13-6
J 22	Washington, Mo. (De Pere)	W 15-0
J 23	Washington, Mo. (De Pere)	W 10-3
J 29	St. Scholastica (De Pere)	L 5-2
J 30	St. Scholastica (De Pere)	L 5-2
F 3	Lawrence (Appleton)	W 10-5
F 5	Bethel (De Pere)	W 7-2
F 6	Bethel (De Pere)	W 11-3
F 9	Lake Forest (Lake Forest, Ill.)	L 7-2
F 19	St. Mary's, Minn. (De Pere)	L 7-3
F 20	St. Mary's, Minn. (De Pere)	W 6-5 (OT)
F 26	Augsburg (Minneapolis, Minn.)	L 7-3
F 27	Augsburg (Minneapolis, Minn.)	L 13-2

Captains: Erik Anderson, Rob Garofolo, Jim Bradford

## Tim Coghlin Head Coach 1994-present

### 1993-94 (10-9-1)

Date	Opponent (Site)	Score
N 5	UW-Superior (Superior)	L 9-2
N 6	UW-Superior (Superior)	L 7-4
N 12	St. Mary's, Minn. (Winona, Minn.)w	L 6-5
N 13	St. Mary's, Minn. (Winona, Minn.)	L 5-4
N 19	Bethel (St. Paul, Minn.)	W 7-4
N 20	Bethel (St. Paul, Minn.)	W 4-3
N 23	UW-Stevens Point (Stevens Point)	L 6-0
N 26	Gustavus Adolphus (Waupaca)	W 6-5
N 27	Gustavus Adolphus (Waupaca)	W 5-4
D 3	UW-Stout (Menomonie)	L 4-2

D 4	UW-Stout (Menomonie)	W 6-4
J 7	UW-Stout (De Pere)	W 4-1
J 8	UW-Stout (De Pere)	L 6-2
J 14	Lawrence (De Pere)	W 8-1
J 15	Lawrence (De Pere)	W 7-1
J 18	UW-Stevens Point (De Pere)	T 2-2 (OT)
J 25	Lake Forest (Lake Forest, Ill.)	L 6-1
J 27	UW-Eau Claire (De Pere)	L 5-0
F 4	Lawrence (Appleton)	W 9-2
F 5	Lawrence (Appleton)	W 6-1

Captains: Ted Gaffney

### 1994-95 (9-14-4, 5-12-3 NCHA, 6th)

Date	Opponent (Site)	Score
N 4	&Fredonia State (Rochester, N.Y.)	L 9-2
N 5	&Fitchburg State, Mass. (Rochester, N.Y.)	W 5-2
N 11	Bethel (De Pere)	W 7-1
N 12	Bethel (De Pere)	W 8-2
N 18	Lake Forest (De Pere)	W 3-2
N 19	Lake Forest (De Pere)	W 5-3
N 25	UW-River Falls (River Falls)	L 4-3
N 26	UW-River Falls (River Falls)	L 6-0
D 2	UW-Stevens Point (Stevens Point)	L 4-3
D 3	UW-Stevens Point (De Pere)	L 4-3
D 9	UW-Superior (Green Bay)	L 7-3
D 10	UW-Superior (De Pere)	L 5-2
J 6	St. Scholastica (De Pere)	W 4-1
J 7	St. Scholastica (De Pere)	W 5-0
J 13	Bemidji State (Bemidji, Minn.)	L 4-2
J 14	Bemidji State (Bemidji, Minn.)	T 4-4 (OT)
J 20	UW-Eau Claire (Eau Claire)	L 4-2
J 21	UW-Eau Claire (Eau Claire)	L 5-4 (OT)
J 27	UW-Stevens Point (De Pere)	T 0-0 (OT)
J 28	UW-Stevens Point (Stevens Point)	L 4-3
J 31	UW-Stout (De Pere)	W 5-1
F 3	Lake Forest (Lake Forest, Ill.)	L 5-2
F 4	Lake Forest (Lake Forest, Ill.)	W 4-3 (OT)
F 10	UW-River Falls (De Pere)	L 3-0
F 11	UW-River Falls (De Pere)	T 2-2 (OT)
F 17	#UW-Stevens Point (Stevens Point)	T 2-2
F 18	#UW-Stevens Point (Stevens Point)	L 4-2

Captains: Silverio Mirao

### 1995-96 (12-13-3, 10-8-2 NCHA, 4th)

Date	Opponent (Site)	Score
O 27	Alabama-Huntsville (Huntsville, Ala.)	L 5-4
O 28	Alabama-Huntsville (Huntsville, Ala.)	L 4-2
N 3	UW-River Falls (De Pere)	L 4-1
N 4	UW-River Falls (De Pere)	W 5-2
N 10	Mercyhurst (De Pere)	T 2-2 (OT)
N 11	Mercyhurst (De Pere)	L 4-2
N 17	Lake Forest (Lake Forest, Ill.)	T 2-2 (OT)
N 18	Lake Forest (Lake Forest, Ill.)	L 4-2
D 1	UW-Stevens Point (De Pere)	L 4-3
D 2	UW-Stevens Point (Stevens Point)	L 5-2
D 8	UW-Superior (Superior)	T 6-6 (OT)
D 9	UW-Superior (Superior)	W 5-4
J 5	St. Scholastica (Superior)	W 4-3 (OT)
J 6	St. Scholastica (Superior)	L 7-5
J 12	Bemidji State (De Pere)	L 7-5
J 13	Bemidji State (De Pere)	L 5-4 (OT)
J 19	UW-Eau Claire (De Pere)	W 6-0
J 20	UW-Eau Claire (De Pere)	W 5-2
J 26	UW-Stevens Point (Stevens Point)	W 4-1
J 27	UW-Stevens Point (De Pere)	W 11-1
F 4	Lake Forest (De Pere)	W 8-7 (OT)
F 5	Lake Forest (De Pere)	W 5-2
F 9	UW-River Falls (River Falls)	L 4-1
F 10	UW-River Falls (River Falls)	W 4-3
F 16	#UW-Eau Claire (De Pere)	W 5-3
F 17	#UW-Eau Claire (De Pere)	W 8-3
F 23	#UW-River Falls (River Falls)	L 3-1
F 24	#UW-River Falls (River Falls)	L 3-1

Captains: Silverio Mirao, Darren Holmes

## 1996-97 (21-9-1, 16-4-0 NCHA, 1st)

### NCAA Quarterfinalist

### NCHA Champions

Date	Opponent (Site)	Score
N 1	UW-Stevens Point (De Pere)	L 2-1
N 2	UW-Stevens Point (Stevens Point)	W 4-3
N 8	Lake Forest (Lake Forest, Ill.)	W 7-2
N 9	Lake Forest (Lake Forest, Ill.)	W 3-1
N 15	Marian (De Pere)	W 10-2
N 22	Bemidji State (Bemidji, Minn.)	W 5-2
N 23	Bemidji State (Bemidji, Minn.)	L 4-3
N 24	Gustavus Adolphus (St. Peter, Minn.)	W 3-2
N 29	Mercyhurst (Erie, Pa.)	T 5-5 (OT)
N 30	Mercyhurst (Erie, Pa.)	W 5-4
D 6	Lake Forest (De Pere)	W 5-3
D 7	Lake Forest (De Pere)	W 6-4
D 13	St. Scholastica (De Pere)	W 5-1
D 14	St. Scholastica (De Pere)	W 6-3
J 3	UW-Stevens Point (Stevens Point)	L 3-1
J 4	UW-Stevens Point (De Pere)	W 3-0
J 10	UW-Superior (Superior)	W 3-1
J 11	UW-Superior (Superior)	W 7-3
J 17	UW-Eau Claire (De Pere)	W 4-2
J 18	UW-Eau Claire (De Pere)	W 8-3
J 24	UW-Stout (De Pere)	W 5-3
J 25	UW-Stout (De Pere)	W 8-6
J 31	Marian (Fond du Lac)	W 6-2
F 7	UW-River Falls (River Falls)	W 4-1
F 8	UW-River Falls (River Falls)	L 5-2
F 14	Alaska-Fairbanks (Fairbanks, Alaska)	L 5-1
F 15	Alaska-Fairbanks (Fairbanks, Alaska)	L 8-0
F 28	##UW-River Falls (De Pere)	L 2-1
M 1	##UW-River Falls (De Pere)	L 7-4
M 14	^UW-Superior (Superior)	W 2-0
M 15	^UW-Superior (Superior)	L 4-1

Captains: Silverio Mirao, Cory Borys

## 1997-98 (27-6-0, 17-3-0 NCHA, 1st)

### NCAA Quarterfinalist

### NCHA Peters Cup Champions

### NCHA Champions

Date	Opponent (Site)	Score
O 25	Marian (De Pere)	W 11-0
O 31	UW-Stevens Point (De Pere)	W 6-4
N 1	UW-Stevens Point (Stevens Point)	W 2-0
N 7	Lake Forest (De Pere)	W 7-1
N 8	Lake Forest (De Pere)	W 13-0
N 22	Bemidji State (De Pere)	W 9-4
N 23	Bemidji State (De Pere)	W 6-3
N 28	Rochester Institute of Technology (De Pere)	L 4-3
D 5	Lake Forest (Lake Forest, Ill.)	W 5-4
D 6	Lake Forest (Lake Forest, Ill.)	W 2-0
D 12	St. Scholastica (Superior)	W 5-2
D 13	St. Scholastica (Superior)	W 12-2
J 2	UW-Stevens Point (Stevens Point)	L 5-3
J 3	UW-Stevens Point (De Pere)	W 6-2
J 9	UW-Superior (De Pere)	L 3-2
J 10	UW-Superior (De Pere)	W 3-2
J 16	UW-Eau Claire (Eau Claire)	W 7-1
J 17	UW-Eau Claire (Eau Claire)	W 10-4
J 23	UW-Stout (Menomonie)	W 6-3
J 24	UW-Stout (Menomonie)	W 5-2
J 31	Gustavus Adolphus (De Pere)	W 3-2
F 1	Gustavus Adolphus (De Pere)	W 7-1
F 6	UW-River Falls (De Pere)	W 4-1
F 7	UW-River Falls (De Pere)	L 2-1 (OT)
F 13	Marian (Fond du Lac)	W 15-1
F 20	#St. Scholastica (De Pere)	W 9-0
F 21	#St. Scholastica (De Pere)	W 6-1
F 27	##UW-Superior (De Pere)	W 5-2
F 28	##UW-Superior (De Pere)	W 4-2
M 6	###UW-Stevens Point (De Pere)	W 3-0
M 7	###UW-Stevens Point (De Pere)	L 2-1
M 13	^UW-Stevens Point (De Pere)	W 3-1
M 14	^UW-Stevens Point (De Pere)	L 2-1

Captain: Cory Borys

## 1998-99 (25-5-3, 12-2-2 NCHA, 1st)

### NCAA Quarterfinalist

### NCHA Peters Cup Champions

### NCHA Champions

Date	Opponent (Site)	Score
O 23	%Fredonia State (Fredonia, N.Y.)	W 7-0
O 24	%Rochester Institute of Technology (Fredonia, N.Y.)	L 5-4
O 30	UW-Stevens Point (Green Bay)	W 2-1
O 31	UW-Stevens Point (Stevens Point)	W 4-1
N 6	Lake Forest (Lake Forest, Ill.)	T 6-6 (OT)
N 7	Lake Forest (De Pere)	W 7-1
N 20	Bemidji State (Bemidji, Minn.)	W 4-0
N 21	Bemidji State (Bemidji, Minn.)	L 4-1
D 4	Lake Forest (De Pere)	W 5-1
D 5	Lake Forest (Lake Forest, Ill.)	W 9-1
D 11	St. Scholastica (De Pere)	W 8-2
D 12	St. Scholastica (De Pere)	W 12-1
J 2	Marian (De Pere)	W 14-0
J 7	UW-Superior (Superior)	W 5-3
J 8	UW-Superior (Superior)	T 1-1 (OT)
J 15	UW-Eau Claire (De Pere)	W 5-2
J 16	UW-Eau Claire (De Pere)	T 4-4
J 22	UW-Stout (De Pere)	W 7-3
J 23	UW-Stout (De Pere)	W 5-2
J 29	UW-Stevens Point (Stevens Point)	W 4-3 (OT)
J 30	UW-Stevens Point (De Pere)	W 3-1
F 5	UW-River Falls (River Falls)	L 3-2
F 6	UW-River Falls (River Falls)	W 4-1
F 12	St. John's, Minn. (De Pere)	W 3-1
F 13	St. John's, Minn. (De Pere)	W 4-2
F 19	#St. Scholastica (De Pere)	W 5-3
F 20	#St. Scholastica (De Pere)	W 9-5
F 26	##UW-Superior (De Pere)	L 3-2
F 27	##UW-Superior (De Pere)	W 5-3
M 5	###UW-River Falls (De Pere)	W 4-1
M 6	###UW-River Falls (De Pere)	W 8-1
M 12	^Middlebury (De Pere)	W 4-2
M 13	^Middlebury (De Pere)	L 6-3

Captains: Rob Smillie, Scott Jewitt

## 1999-2000 (22-5-2, 10-3-1 NCHA, 2nd)

Date	Opponent (Site)	Score
O 29	UW-Stevens Point (Stevens Point)	L 5-3
O 30	UW-Stevens Point (De Pere)	W 8-2
N 5	Lake Forest (Lake Forest, Ill.)	L 1-0
N 6	Lake Forest (De Pere)	W 6-1
N 12	UW-Stevens Point (Stevens Point)	L 4-3
N 13	UW-Eau Claire (Eau Claire)	W 6-2
N 19	St. Olaf (Northfield, Minn.)	W 7-2
N 20	Gustavus Adolphus (St. Peter, Minn.)	W 11-1
N 26	Fredonia State (De Pere)	W 7-4
N 27	Fredonia State (De Pere)	W 5-1
D 3	UW-Eau Claire (De Pere)	W 5-4
D 10	St. Mary's, Minn. (De Pere)	W 9-1
D 11	St. Thomas (Green Bay)	T 5-5 (OT)
J 1	\$\$Middlebury (Middlebury, Vt.)	W 4-2
J 2	\$\$Southern Maine (Middlebury, Vt.)	W 6-4
J 7	Bethel (De Pere)	W 8-1
J 8	Augsburg (De Pere)	W 4-2
J 21	UW-Stout (De Pere)	W 7-3
J 22	UW-River Falls (De Pere)	W 5-0
J 28	UW-River Falls (River Falls)	T 4-4 (OT)
J 29	UW-Stout (Menomonie)	W 5-1
F 4	UW-Superior (Superior)	W 6-3
F 5	St. Scholastica (Duluth, Minn.)	W 4-0
F 11	St. Scholastica (De Pere)	W 6-0
F 12	UW-Superior (De Pere)	L 5-1
F 18	#UW-Stout (De Pere)	W 5-2
F 19	#UW-Stout (De Pere)	W 4-1
F 25	##UW-Superior (De Pere)	L 3-1
F 26	##UW-Superior (De Pere)	W 2-0

Captains: Adam Sedgwick (C), Patrick Gruber (A), Shane Dickson (A)

## 2000-2001 (18-8-3, 9-4-1 NCHA, 3rd)

Date	Opponent (Site)	Score
O 27	UW-Eau Claire (Eau Claire)	W 6-1
N 3	Lake Forest (De Pere)	W 8-4
N 4	Lake Forest (Lake Forest, Ill.)	L 3-2 (OT)
N 10	UW-Stevens Point (Green Bay)	W 4-1
N 11	UW-Eau Claire (De Pere)	W 5-4 (OT)
N 17	St. Olaf (De Pere)	W 10-4
N 18	Gustavus Adolphus (De Pere)	W 7-0
N 24	St. John's, Minn. (St. Cloud, Minn.)	L 4-3
N 25	St. John's, Minn. (St. Cloud, Minn.)	W 6-1
D 1	Norwich (De Pere)	L 5-2
D 2	Middlebury (De Pere)	L 1-0
D 8	St. Mary's, Minn. (Winona, Minn.)	W 5-1
D 9	St. Thomas (St. Paul, Minn.)	T 3-3 (OT)
J 5	Bethel (Fridley, Minn.)	W 5-3
J 6	Augsburg (Minneapolis, Minn.)	T 4-4 (OT)
J 12	UW-Stevens Point (Stevens Point)	W 3-1
J 13	UW-Stevens Point (De Pere)	L 4-3
J 19	UW-Stout (Menomonie)	W 6-2
J 20	UW-River Falls (River Falls)	W 4-3
J 26	UW-River Falls (Green Bay)	W 4-0
J 27	UW-Stout (De Pere)	W 8-2
F 2	UW-Superior (De Pere)	L 7-3
F 3	St. Scholastica (De Pere)	T 2-2 (OT)
F 9	St. Scholastica (Duluth, Minn.)	W 9-3
F 10	UW-Superior (Superior)	L 3-1
F 16	#St. Scholastica (De Pere)	W 5-1
F 17	#St. Scholastica (De Pere)	W 5-1
F 23	##UW-River Falls (River Falls)	L 2-1
F 24	##UW-River Falls (River Falls)	W 5-2

Captains: Adam Sedgwick (C), Patrick Gruber (A), Shane Dickson (A)

## 2001-2002 (23-5-3, 12-0-2 NCHA, 1st)

### NCAA Quarterfinalist

### NCHA Champions

Date	Opponent (Site)	Score
O 30	Marian (De Pere)	W 7-2
N 2	UW-Superior (De Pere)	W 6-2
N 3	St. Scholastica (De Pere)	W 10-1
N 9	UW-Stevens Point (Stevens Point)	W 5-4
N 10	UW-Eau Claire (Eau Claire)	W 2-0
N 16	St. Olaf (Northfield, Minn.)	W 5-1
N 17	Gustavus Adolphus (St. Peter, Minn.)	W 7-1
N 24	&&Elmira (Pine Valley, N.Y.)	L 5-4 (OT)
N 25	&&Williams (Pine Valley, N.Y.)	L 6-1
N 30	UW-Stout (De Pere)	W 7-5
D 1	UW-River Falls (De Pere)	W 5-2
D 7	Hamline (De Pere)	W 6-1
D 8	Bethel (De Pere)	W 8-1
J 4	Concordia, Minn. (Moorhead, Minn.)	W 9-0
J 5	St. John's, Minn. (St. Cloud, Minn.)	W 7-3
J 11	UW-Superior (De Pere)	W 6-2
J 12	UW-Superior (De Pere)	L 4-1
J 18	Lake Forest (Lake Forest, Ill.)	W 8-2
J 19	Lake Forest (De Pere)	W 6-4
J 25	St. Scholastica (Duluth, Minn.)	W 10-1
J 26	UW-Superior (Superior)	T 4-4 (OT)
F 1	UW-Eau Claire (De Pere)	W 3-0
F 2	UW-Stevens Point (De Pere)	T 4-4 (OT)
F 8	UW-River Falls (River Falls)	W 2-1
F 9	UW-Stout (Menomonie)	W 6-1
F 15	#St. Scholastica (De Pere)	W 8-1
F 16	#St. Scholastica (De Pere)	W 9-1
M 1	##UW-River Falls (De Pere)	W 3-2 (2 OT)
M 2	###UW-Superior (De Pere)	L 4-3 (OT)
M 9	^UW-Superior (De Pere)	T 4-4 (OT)
M 10	^UW-Superior (De Pere)	L 4-2

Captains: Lennie Rampone (C), Ryan Wempe (A), Kyle Peterson (A)

# All-Time Results

## 2002-2003 (27-2-2, 12-1-1 NCHA, 1st)

NCAA Semifinalist  
NCHA Peters Cup Champions  
NCHA Champions

Date	Opponent (Site)	Score
O 22	Marian (Fond du Lac)	W 3-1
O 25	Elmira (De Pere)	W 6-2
O 26	Elmira (De Pere)	W 8-2
N 1	UW-Superior (Superior)	W 2-1
N 2	St. Scholastica (Duluth, Minn.)	W 6-0
N 8	UW-Stevens Point (De Pere)	W 2-1
N 9	UW-Eau Claire (De Pere)	W 8-1
N 15	St. Olaf (De Pere)	W 3-1
N 16	Gustavus Adolphus (De Pere)	W 6-3
N 22	UW-Stout (Menomonie)	W 10-4
N 23	UW-River Falls (River Falls)	L 5-2
D 6	Bethel (Fridley, Minn.)	W 11-2
D 7	Hamline (St. Paul, Minn.)	W 4-1
J 3	St. John's, Minn. (De Pere)	W 11-2
J 4	Concordia, Minn. (De Pere)	W 5-2
J 10	UW-Superior (Superior)	T 2-2 (OT)
J 11	UW-Superior (Superior)	W 7-4
J 17	Lake Forest (De Pere)	W 5-3
J 18	Lake Forest (Lake Forest, Ill.)	T 1-1 (OT)
J 24	St. Scholastica (De Pere)	W 7-2
J 25	UW-Superior (De Pere)	W 4-3
F 1	UW-Stevens Point (Stevens Point)	W 6-3
F 2	UW-Eau Claire (Eau Claire)	W 5-1
F 7	UW-River Falls (De Pere)	W 3-2 (OT)
F 8	UW-Stout (De Pere)	W 6-1
F 14	#UW-Eau Claire (De Pere)	W 9-3
F 15	#UW-Eau Claire (De Pere)	W 6-2
F 28	##UW-Stevens Point (De Pere)	W 3-1
M 1	###UW-Superior (De Pere)	W 5-2
M 15	^UW-River Falls (De Pere)	W 5-2
M 21	^^Norwich (Northfield, Vt.)	L 6-3

Captains: Lennie Rampone (C), Kyle Peterson (C), Maris Ziedins (A)

## 2004-2005 (24-3-3, 12-0-2 NCHA, 1st)

NCAA Quarterfinalist  
NCHA Peters Cup Champions  
NCHA Champions

Date	Opponent (Site)	Score
O 29	RIT (Green Bay - Resch)	W 4-1
O 30	RIT (Green Bay - Resch)	L 4-3
N 5	St. Thomas (Mendota Heights, Minn.)	L 5-3
N 6	St. Mary's, Minn. (Winona, Minn.)	W 5-4
N 12	Hamline (St. Paul, Minn.)	W 7-1
N 13	Bethel (Fridley, Minn.)	W 5-2
N 19	St. Olaf (De Pere)	W 5-3
N 20	Gustavus Adolphus (De Pere)	W 8-2
N 26	Marian (De Pere)	T 3-3 (OT)
N 27	Lake Forest (De Pere)	W 6-3
D 3	UW-Superior (De Pere)	T 5-5 (OT)
D 4	St. Scholastica (De Pere)	W 2-0
D 8	Marian (Fond du Lac)	W 11-2
J 7	Lake Forest (De Pere)	W 3-0
J 8	Lake Forest (Lake Forest, Ill.)	W 4-1
J 14	UW-Stout (Menomonie)	W 8-5
J 15	UW-River Falls (River Falls)	W 3-2
J 21	UW-Stevens Point (De Pere)	W 7-2
J 22	UW-Eau Claire (De Pere)	W 5-2
J 28	UW-Eau Claire (Eau Claire)	W 5-4
J 29	UW-Stevens Point (Stevens Point)	W 6-2
F 4	UW-River Falls (De Pere)	W 5-0
F 5	UW-Stout (De Pere)	W 5-0
F 11	St. Scholastica (Duluth, Minn.)	W 4-0
F 12	UW-Superior (Superior)	T 2-2 (OT)
F 18	#UW-Eau Claire (De Pere)	W 6-3
F 19	#UW-Eau Claire (De Pere)	W 5-2
F 26	##Lake Forest (De Pere)	W 2-1
M 5	###UW-Superior (De Pere)	W 8-3
M 12	^St. Thomas (De Pere)	L 3-2

Captains: Jason Deitsch (C), Ryan Tew (A), Connor Hughes (A)

## 2006-2007 (25-4-2, 10-3-1 NCHA, 1st)

NCAA Semifinalist  
NCHA Peters Cup Champions  
NCHA Champions

Date	Opponent (Site)	Score
O 24	Marian (Fond du Lac)	W 4-1
O 27	Buffalo State (Buffalo, N.Y.)	W 8-1
O 28	Fredonia State (Fredonia, N.Y.)	T 2-2 (OT)
N 3	Augsburg (De Pere)	W 6-0
N 4	St. John's, Minn. (De Pere)	W 5-1
N 10	St. Thomas (Mendota Heights, Minn.)	W 7-1
N 11	St. Mary's, Minn. (Winona, Minn.)	W 7-2
N 17	UW-Superior (De Pere)	W 5-2
N 18	St. Scholastica (De Pere)	W 3-2
N 24	UW-Stevens Point (De Pere)	W 9-3
N 25	UW-Eau Claire (De Pere)	W 5-1
D 1	UW-Stout (Menomonie)	T 3-3 (OT)
D 2	UW-River Falls (River Falls)	L 3-2
D 5	Lake Forest (De Pere)	W 7-1
J 6	MSOE (De Pere)	W 5-2
J 12	Hamline (St. Paul, Minn.)	W 5-1
J 13	Bethel (Blaine, Minn.)	W 4-2
J 19	St. Scholastica (Duluth, Minn.)	L 3-2
J 20	UW-Superior (Superior)	W 3-0
J 26	UW-River Falls (De Pere)	W 3-2
J 27	UW-Stout (Green Bay - Resch)	L 2-1
F 2	UW-Eau Claire (Eau Claire)	W 4-3 (OT)
F 3	UW-Stevens Point (Stevens Point)	W 7-5
F 9	Lake Forest (De Pere)	W 3-1
F 10	Lake Forest (Lake Forest, Ill.)	W 5-2
F 16	#UW-Eau Claire (De Pere)	W 4-3
F 17	#UW-Eau Claire (De Pere)	W 3-1
F 24	##UW-Stout (De Pere)	W 4-1
M 3	###St. Scholastica (De Pere)	W 3-0
M 10	^Bethel (De Pere)	W 4-1
M 17	^^Oswego State (Superior)	L 4-3 (OT)

Captains: Kurtis Peterson (C), Tyler Gow (A), Troy Boisjoli (A), Ryan Petersen (A)

## 2003-2004 (27-3-2, 11-2-1 NCHA, 1st)

NCAA Runner-Up  
NCHA Peters Cup Champions  
NCHA Champions

Date	Opponent (Site)	Score
O 28	Marian (De Pere)	W 4-2
O 31	Rochester Institute of Technology (Rochester, N.Y.)	T 4-4 (OT)
N 1	Rochester Institute of Technology (Rochester, N.Y.)	W 4-2
N 7	St. Mary's, Minn. (De Pere)	W 5-1
N 8	St. Thomas (De Pere)	W 8-0
N 14	Bethel (De Pere)	W 9-2
N 15	Hamline (De Pere)	W 9-0
N 21	Gustavus Adolphus (St. Peter, Minn.)	W 3-2
N 22	St. Olaf (Northfield, Minn.)	W 5-1
N 28	%%Lawrence (Fond du Lac)	W 7-1
N 29	%%Marian (Fond du Lac)	W 6-0
D 5	St. Scholastica (Duluth, Minn.)	W 4-2
D 6	UW-Superior (Superior)	L 5-4
J 9	Lake Forest (Lake Forest, Ill.)	W 5-3
J 10	Lake Forest (De Pere)	W 5-3
J 16	UW-Stout (De Pere)	W 7-1
J 17	UW-River Falls (De Pere)	W 6-3
J 23	UW-Eau Claire (Eau Claire)	W 6-2
J 24	UW-Stevens Point (Stevens Point)	W 9-0
J 30	UW-Stevens Point (De Pere)	W 5-1
J 31	UW-Eau Claire (De Pere)	W 6-3
F 6	UW-River Falls (River Falls)	L 6-4
F 7	UW-Stout (Menomonie)	T 4-4 (OT)
F 13	UW-Superior (De Pere)	W 7-2
F 14	St. Scholastica (De Pere)	W 7-0
F 20	#St. Scholastica (De Pere)	W 11-1
F 21	#St. Scholastica (De Pere)	W 9-0
M 5	##Lake Forest (De Pere)	W 3-2
M 6	###UW-River Falls (De Pere)	W 2-0
M 13	^UW-River Falls (De Pere)	W 3-0
M 19	^^Plattsburgh State (Northfield, Vt.)	W 4-1
M 20	^^^Middlebury (Northfield, Vt.)	L 1-0 (OT)

Captains: Michael Buchan (C), Jason Deitsch (A), Faron Duthie (A), Ryan Tew (A)

## 2005-2006 (25-5-2, 10-2-2 NCHA, 1st)

NCAA Runner-Up  
NCHA Peters Cup Champions  
NCHA Champions

Date	Opponent (Site)	Score
O 25	Marian (De Pere)	W 8-2
O 28	Fredonia State (De Pere)	W 6-2
O 29	Buffalo State (De Pere)	W 6-1
N 4	St. John's, Minn. (St. Cloud, Minn.)	W 3-0
N 5	Augsburg (Minneapolis, Minn.)	L 7-4
N 11	St. Mary's, Minn. (De Pere)	W 11-3
N 12	St. Thomas (De Pere)	W 6-4
N 18	UW-Superior (Superior)	T 5-5 (OT)
N 19	St. Scholastica (Duluth, Minn.)	W 6-1
N 25	UW-Stevens Point (Stevens Point)	L 2-1
N 26	UW-Eau Claire (Eau Claire)	T 2-2 (OT)
D 2	UW-Stout (De Pere)	W 4-0
D 3	UW-River Falls (De Pere)	W 5-2
D 6	Lake Forest (Lake Forest, Ill.)	W 6-4
J 7	MSOE (Milwaukee)	W 4-2
J 13	Bethel (De Pere)	W 6-3
J 14	Hamline (De Pere)	W 3-0
J 20	St. Scholastica (De Pere)	W 2-0
J 21	UW-Superior (De Pere)	W 1-0
J 27	UW-River Falls (River Falls)	W 7-0
J 28	UW-Stout (Menomonie)	W 5-1
F 3	UW-Eau Claire (De Pere)	W 6-0
F 4	UW-Stevens Point (Green Bay - Resch)	W 6-1
F 10	Lake Forest (Lake Forest, Ill.)	W 5-1
F 11	Lake Forest (De Pere)	L 4-2
F 17	#UW-Eau Claire (De Pere)	W 3-1
F 18	#UW-Eau Claire (De Pere)	W 5-1
F 25	##UW-Stout (De Pere)	W 7-2
M 4	###UW-Superior (De Pere)	L 3-2 (OT)
M 11	^UW-Superior (De Pere)	W 8-2
M 18	^^Hobart (Elmira, N.Y.)	W 5-4 (OT)
M 19	^^^Middlebury (Elmira, N.Y.)	L 3-0

Captains: Connor Hughes (C), Tyler Gow (A), Kurtis Peterson (A)

## 2007-2008 (27-1-4, 10-0-4 NCHA, 1st)

NCAA Champions  
NCHA Peters Cup Champions  
NCHA Champions

Date	Opponent (Site)	Score
O 30	Lawrence (De Pere)	W 5-0
N 2	St. Olaf (De Pere)	W 4-3
N 3	Gustavus Adolphus (De Pere)	L 4-2
N 10	Concordia, Minn. (Moorhead, Minn.)	W 3-1
N 11	St. John's, Minn. (St. Cloud, Minn.)	W 3-2
N 16	UW-Stevens Point (Stevens Point)	W 3-1
N 17	UW-Eau Claire (Green Bay - Resch)	W 2-1
N 30	St. Scholastica (De Pere)	T 2-2 (OT)
D 1	UW-Superior (De Pere)	W 6-2
D 7	UW-Stout (De Pere)	W 7-1
D 8	UW-River Falls (De Pere)	W 5-2
D 29	\$\$Curry (Oswego, N.Y.)	W 5-2
D 30	\$\$Amherst (Oswego, N.Y.)	W 3-1
J 4	MSOE (Milwaukee)	W 6-0
J 5	MSOE (De Pere)	W 6-3
J 11	St. Mary's, Minn. (De Pere)	W 3-2 (OT)
J 12	St. Thomas (De Pere)	W 4-3 (OT)
J 19	Lake Forest (De Pere)	W 6-0
J 25	UW-Eau Claire (De Pere)	W 3-0
J 26	UW-Stevens Point (De Pere)	T 2-2 (OT)
F 1	UW-Superior (Superior)	T 1-1 (OT)
F 2	St. Scholastica (Duluth, Minn.)	W 3-0
F 8	UW-River Falls (River Falls)	W 4-1
F 9	UW-Stout (Menomonie)	T 3-3 (OT)
F 16	Lake Forest (Lake Forest, Ill.)	W 6-2
F 22	#Lake Forest (De Pere)	W 4-0
F 23	#Lake Forest (De Pere)	W 5-0
M 1	##St. Scholastica (De Pere)	W 1-0
M 8	###UW-Stout (De Pere)	W 4-3 (OT)
M 15	^^St. Thomas (De Pere)	W 2-1 (OT)
M 22	^^Norwich (Lake Placid, N.Y.)	W 3-0
M 23	^^^Plattsburgh State (Lake Placid, N.Y.)	W 2-0

Captains: Ryan Petersen (C), Marc Belanger (A), Steven Sleep (A)

## 2008-2009 (19-8-1, 8-5-1 NCHA, 4th)

Date	Opponent (Site)	Score
O 28	Lawrence (Appleton)	W 8-1
O 31	Gustavus Adolphus (Mankato, Minn.)	W 7-5
N 1	St. Olaf (Northfield, Minn.)	W 5-2
N 7	Concordia, Minn. (De Pere)	W 2-1
N 8	St. John's, Minn. (De Pere)	W 5-1
N 14	UW-Stevens Point (De Pere)	W 5-2
N 15	UW-Eau Claire (De Pere)	W 4-3
N 21	St. Scholastica (Duluth, Minn.)	W 3-0
N 22	UW-Superior (Superior)	L 4-3
N 28	+Oswego State (De Pere)	L 4-3
N 29	+Lawrence (De Pere)	W 4-0
D 5	UW-Stout (Menomonie)	L 5-2
D 6	UW-River Falls (River Falls)	W 4-3
J 2	MSOE (De Pere)	W 3-0
J 3	MSOE (Milwaukee)	W 7-2
J 9	St. Thomas (Mendota Heights, Minn.)	L 3-2
J 10	St. Mary's, Minn. (Winona, Minn.)	W 5-1
J 17	Lake Forest (De Pere)	W 9-0
J 23	UW-Eau Claire (Eau Claire)	W 2-1
J 24	UW-Stevens Point (Stevens Point)	L 2-1 (OT)
J 30	UW-Superior (De Pere)	T 2-2 (OT)
J 31	St. Scholastica (De Pere)	L 3-0
F 6	UW-River Falls (De Pere)	W 4-1
F 7	UW-Stout (De Pere)	L 4-3 (OT)
F 14	Lake Forest (Lake Forest, Ill.)	W 4-3
F 20	#UW-Stevens Point (De Pere)	W 8-3
F 21	#UW-Stevens Point (De Pere)	W 4-3 (OT)
F 28	##UW-Superior (Superior)	L 3-0

Captains: Ryan Petersen (C), Steven Sleep (C), Shane Wheeler (A)

## 2010-2011 (25-4-1, 14-3-1 NCHA, 1st)

NCAA Champions		
NCHA Peters Cup Champions		
NCHA Champions		
Date	Opponent (Site)	Score
O 29	UW-Stout (De Pere)	W 3-1
O 30	UW-Stout (De Pere)	W 6-3
N 5	Hamline (St. Paul, Minn.)	L 4-3
N 6	Bethel (Blaine, Minn.)	W 3-2
N 12	UW-Stevens Point (Stevens Point)	W 3-2
N 13	UW-Stevens Point (Stevens Point)	W 2-0
N 19	UW-River Falls (De Pere)	W 3-1
N 20	UW-River Falls (De Pere)	W 2-1
N 23	Lake Forest (Lake Forest, Ill.)	W 2-1
N 26	+Marian (Appleton)	W 4-1
N 27	+Lawrence (Appleton)	W 5-0
D 3	St. Scholastica (Duluth, Minn.)	W 6-1
D 4	St. Scholastica (Duluth, Minn.)	L 2-1
J 7	St. John's, Minn. (De Pere)	W 6-0
J 8	Concordia, Minn. (De Pere)	W 5-1
J 14	UW-Eau Claire (De Pere)	W 6-3
J 15	UW-Eau Claire (De Pere)	W 3-2
J 20	UW-Superior (Duluth, Minn.)	L 3-0
J 21	UW-Superior (Duluth, Minn.)	W 5-4
J 27	UW-Stevens Point (De Pere)	W 2-1
J 29	UW-Eau Claire (Eau Claire)	T 3-3 (OT)
F 4	UW-Superior (De Pere)	W 3-0
F 5	St. Scholastica (De Pere)	W 5-3
F 11	UW-River Falls (River Falls)	W 3-1
F 12	UW-Stout (Menomonie)	L 5-1
F 26	##UW-River Falls (De Pere)	W 5-3
M 5	###UW-Superior (De Pere)	W 2-1
M 12	^Hamline (De Pere)	W 4-0
M 25	^^Norwich (Minneapolis, Minn.)	W 3-2
M 26	^^^Adrian (Minneapolis, Minn.)	W 4-3

Captains: Adam Hammerbeck (A), Taylor Langford (A), Dustin Walz (A)

## 2012-2013 (23-6-1, 13-4-1 NCHA, 2nd)

NCAA Quarterfinalist		
NCHA Peters Cup Champions		
Date	Opponent (Site)	Score
O 23	Concordia-Wis. (De Pere)	W 4-0
O 26	UW-Stevens Point (De Pere)	W 7-0
O 27	UW-Stevens Point (Stevens Point)	W 4-0
N 2	Augsburg (Minneapolis, Minn.)	W 3-2 (OT)
N 3	Gustavus Adolphus (St. Peter, Minn.)	L 2-1
N 9	UW-River Falls (De Pere)	W 7-1
N 10	UW-River Falls (De Pere)	W 4-0
N 16	UW-Eau Claire (De Pere)	L 5-3
N 17	UW-Eau Claire (De Pere)	T 3-3 (OT)
N 23	+Marian (De Pere)	W 3-1
N 24	+Lawrence (De Pere)	W 6-3
D 7	St. Scholastica (Duluth, Minn.)	W 6-1
D 8	St. Scholastica (Duluth, Minn.)	W 6-2
J 4	St. Mary's (De Pere)	W 12-2
J 5	St. Olaf (De Pere)	W 6-3
J 11	UW-Superior (Superior)	W 5-0
J 12	UW-Superior (Superior)	W 3-1
J 18	UW-Stout (De Pere)	L 4-3
J 19	UW-Stout (De Pere)	W 4-1
J 25	UW-Eau Claire (Eau Claire)	L 3-0
J 26	UW-River Falls (River Falls)	W 4-2
F 1	St. Scholastica (De Pere)	L 5-2
F 2	UW-Superior (De Pere)	W 4-1
F 8	UW-Stout (Menomonie)	W 4-1
F 9	UW-Stevens Point (Stevens Point)	W 3-1
F 15	#UW-Stout (De Pere)	W 3-2
F 16	#UW-Stout (De Pere)	W 3-2
F 23	##St. Scholastica (De Pere)	W 2-1
M 2	###UW-Eau Claire (Eau Claire)	W 3-0
M 9	^^UW-Eau Claire (De Pere)	L 3-1

Captains: Brandon Hoogenboom (C), Reid Campbell (A), Cody Keefer (A), Joe Perry (A)

## 2009-2010 (24-4-3, 14-2-2 NCHA, 1st)

NCAA Runner-Up		
NCHA Peters Cup Champions		
NCHA Champions		
Date	Opponent (Site)	Score
O 27	Lake Forest (De Pere)	W 8-1
O 30	UW-Stout (Menomonie)	W 2-0
O 31	UW-Stout (Menomonie)	W 4-1
N 6	Bethel (De Pere)	W 8-2
N 7	Hamline (De Pere)	T 1-1 (OT)
N 13	UW-Stevens Point (De Pere)	W 9-3
N 14	UW-Stevens Point (De Pere)	W 2-0
N 20	UW-River Falls (River Falls)	W 4-2
N 21	UW-River Falls (River Falls)	W 8-3
N 27	+Lawrence (Duluth, Minn.)	W 2-1
N 28	+Salem State (Duluth, Minn.)	L 3-0
D 4	St. Scholastica (De Pere)	L 4-3 (OT)
D 5	St. Scholastica (De Pere)	W 4-2
J 8	Concordia, Minn. (Moorhead, Minn.)	W 4-2
J 9	St. John's, Minn. (St. Cloud, Minn.)	W 4-1
J 15	UW-Eau Claire (Eau Claire)	W 3-2
J 16	UW-Eau Claire (Eau Claire)	L 5-1
J 22	UW-Superior (De Pere)	W 5-2
J 23	UW-Superior (De Pere)	W 6-3
J 28	UW-Stevens Point (Stevens Point)	W 3-1
J 30	UW-Eau Claire (De Pere)	W 8-1
F 5	St. Scholastica (Duluth, Minn.)	T 1-1 (OT)
F 6	UW-Superior (Superior)	T 1-1 (OT)
F 12	UW-Stout (De Pere)	W 6-1
F 13	UW-River Falls (De Pere)	W 4-0
F 27	##UW-Stevens Point (De Pere)	W 7-1
M 6	###UW-River Falls (De Pere)	W 7-1
M 10	^Adrian (De Pere)	W 4-3
M 13	^Gustavus Adolphus (De Pere)	W 3-1
M 19	^^Oswego State (Lake Placid, N.Y.)	W 4-3
M 20	^^^Norwich (Lake Placid, N.Y.)	L 2-1 (2 OT)

Captains: Sam Tikka (C), Shane Wheeler (C), Adam Hammerbeck (A), Dustin Walz (A)

## 2011-2012 (21-5-5, 12-4-2 NCHA, 1st)

NCAA Champions		
NCHA Peters Cup Champions		
NCHA Champions		
Date	Opponent (Site)	Score
O 25	Concordia-Wis. (Mequon)	W 8-0
O 28	UW-Stevens Point (Stevens Point)	L 5-1
O 29	UW-Stevens Point (De Pere)	W 4-1
N 4	Gustavus Adolphus (De Pere)	T 2-2 (OT)
N 5	Augsburg (De Pere)	W 7-2
N 11	UW-River Falls (River Falls)	L 6-3
N 12	UW-River Falls (River Falls)	T 5-5 (OT)
N 18	UW-Eau Claire (Eau Claire)	W 3-2
N 19	UW-Eau Claire (Eau Claire)	W 5-2
N 25	+Lawrence (Fond du Lac)	W 5-1
N 26	+Marian (Fond du Lac)	T 5-5 (OT)
D 9	St. Scholastica (De Pere)	L 3-2
D 10	St. Scholastica (De Pere)	W 6-3
J 6	St. Olaf (Northfield, Minn.)	T 2-2 (OT)
J 7	St. Mary's (Winona, Minn.)	L 3-2
J 13	UW-Superior (De Pere)	W 3-0
J 14	UW-Superior (De Pere)	W 5-2
J 20	UW-Stout (Menomonie)	W 4-1
J 21	UW-Stout (St. Paul, Minn.)	W 2-1
J 27	UW-River Falls (De Pere)	L 4-3 (OT)
J 28	UW-Eau Claire (De Pere)	W 5-4
F 3	UW-Superior (Superior)	T 0-0 (OT)
F 4	St. Scholastica (Duluth, Minn.)	W 3-1
F 9	UW-Stevens Point (De Pere)	W 8-3
F 10	UW-Stout (De Pere)	W 4-2
F 25	##UW-Eau Claire (De Pere)	W 2-0
M 3	###UW-Stevens Point (De Pere)	W 4-0
M 7	^St. Thomas (De Pere)	W 3-1
M 10	^Gustavus Adolphus (De Pere)	W 4-1
M 16	^^Norwich (Lake Placid, N.Y.)	W 4-1
M 17	^^^Oswego State (Lake Placid, N.Y.)	W 4-1

Captains: Johan Ryd (C), Brandon Hoogenboom (A), Cody Keefer (A)

## 2013-2014 (28-3-1, 16-2-0 NCHA, 1st)

NCAA Champions		
NCHA Harris Cup Champions		
NCHA Peters Cup Champions		
Date	Opponent (Site)	Score
N 1	Marian (Fond du Lac)	W 2-1
N 2	Marian (De Pere)	W 5-2
N 8	Finlandia (Hancock, Mich.)	W 4-1
N 9	Finlandia (Hancock, Mich.)	W 3-2
N 15	Lake Forest (De Pere)	W 9-1
N 16	Lake Forest (Lake Forest, Ill.)	W 4-1
N 22	UW-Eau Claire (De Pere)	W 5-2
N 23	UW-Stout (De Pere)	W 5-2
N 27	UW-Eau Claire (Eau Claire)	W 8-2
N 30	St. Scholastica (Wausau)	L 4-2
D 6	Lawrence (Appleton)	W 4-0
D 7	Lawrence (De Pere)	L 5-4
J 4	St. Thomas (De Pere)	W 5-3
J 10	UW-River Falls (River Falls)	W 3-2 (OT)
J 11	UW-Stevens Point (Stevens Point)	T 2-2 (OT)
J 17	Concordia, Wis. (Mequon)	W 3-2
J 18	Concordia, Wis. (De Pere)	W 11-1
J 24	MSOE (De Pere)	W 3-0
J 25	MSOE (Milwaukee)	W 2-0
J 31	Adrian (De Pere)	W 11-1
F 1	Adrian (De Pere)	L 4-1
F 7	St. Scholastica (Duluth, Minn.)	W 3-0
F 8	St. Scholastica (Duluth, Minn.)	W 2-1 (OT)
F 14	Northland (De Pere)	W 10-0
F 15	Northland (De Pere)	W 7-0
F 21	#Lawrence (De Pere)	W 5-0
F 22	#Lawrence (De Pere)	W 3-1
M 1	##Lake Forest (De Pere)	W 6-0
M 8	###St. Scholastica (De Pere)	W 5-1
M 15	^^Adrian (De Pere)	W 7-2
M 21	^^^Geneseo State (Lewiston, Maine)	W 6-2
M 22	^^^UW-Stevens Point (Lewiston, Maine)	W 3-1

Captains: Brandon Hoogenboom (C), Reid Campbell (A), Patrick McCadden (A), Joe Perry (A)

# All-Time Results

## 2014-2015 (20-6-2, 13-4-1 NCHA, 2nd)

Date	Opponent (Site)	Score
O 31	Marian (De Pere)	W 5-2
N 1	Marian (Fond du Lac)	W 4-1
N 7	Finlandia (De Pere)	W 7-1
N 8	Finlandia (De Pere)	W 12-0
N 14	Lake Forest (Lake Forest, Ill.)	W 3-1
N 15	Lake Forest (De Pere)	T 2-2/ot
N 18	UW-Eau Claire (De Pere)	W 3-2
N 28	Buffalo State (De Pere)	W 7-0
N 29	Buffalo State (De Pere)	W 8-0
D 5	Lawrence (De Pere)	W 3-1
D 6	Lawrence (Appleton)	W 9-0
J 3	UW-Stevens Point (De Pere)	L 6-5*
J 8	St. John's, Minn. (St. Cloud, Minn.)	T 0-0/ot
J 9	Concordia, Minn. (Moorhead, Minn.)	W 6-3
J 16	Concordia, Wis. (De Pere)	W 7-1
J 17	Concordia, Wis. (Mequon)	W 4-2
J 22	MSOE (Milwaukee)	W 4-1
J 24	MSOE (De Pere)	L 2-1
J 30	Adrian (Adrian, Mich.)	L 4-2
J 31	Adrian (Adrian, Mich.)	L 6-4
F 6	St. Scholastica (De Pere)	L 3-1
F 7	St. Scholastica (De Pere)	W 4-3
F 13	Northland (Ashland)	W 4-3/ot
F 14	Northland (Ashland)	W 5-0
F 20	#Lawrence (De Pere)	W 5-0
F 21	#Lawrence (De Pere)	W 6-0
F 28	##MSOE (De Pere)	W 3-1
M 7	###Adrian (Adrian, Mich.)	L 4-2

Captains: Marian Fiala (C), Erik Cooper (C), Mason Baptista (A), Sam Higgins (A)

\* - Net Game

## 2016-2017 (22-6-1, 15-4-1 NCHA, 2nd)

NCAA Semifinalist NCHA Harris Cup Champions		
Date	Opponent (Site)	Score
O 28	Marian (De Pere)	W 6-0
O 29	Marian (Fond du Lac)	W 7-0
N 4	Lake Forest (Lake Forest, Ill.)	W 7-0
N 5	Lake Forest (De Pere)	L 5-3
N 11	Aurora (De Pere)	W 2-0
N 12	Aurora (De Pere)	W 4-3
N 18	UW-Superior (De Pere)	W 4-0
N 19	UW-Stevens Point (De Pere)	W 5-3
N 25	Manhattanville (Rye, N.Y.)	W 3-1
N 26	Manhattanville (Rye, N.Y.)	L 3-2
D 2	Lawrence (Appleton)	T 1-1 (OT)
D 3	Lawrence (De Pere)	W 2-1
D 10	St. Thomas (De Pere)	W 4-2
J 13	Finlandia (Hancock, Mich.)	W 7-1
J 14	Finlandia (Hancock, Mich.)	W 3-0
J 20	Adrian (Adrian, Mich.)	W 3-1
J 21	Adrian (Adrian, Mich.)	W 4-2
J 27	Concordia, Wis. (De Pere)	L 4-2
J 28	Concordia, Wis. (Mequon)	L 3-0
F 3	Northland (De Pere)	W 5-1
F 4	Northland (De Pere)	W 5-2
F 10	St. Scholastica (De Pere)	W 2-0
F 11	St. Scholastica (De Pere)	W 9-2
F 16	MSOE (Milwaukee)	L 2-1
F 18	MSOE (De Pere)	W 5-3
F 25	##St. Scholastica (De Pere)	W 4-0
M 4	###Adrian (Adrian, Mich.)	W 3-2
M 18	^Augsburg (De Pere)	W 4-3 (OT)
M 24	^^Trinity (Utica, N.Y.)	L 3-2

Captains: Noah Nelson (C), Blake Thompson (A), Tanner Froese (A)

## 2018-2019 (23-5-3, 14-3-1 NCHA, 1st)

NCAA Quarterfinalist NCHA Harris Cup Champions NCHA Peters Cup Champions		
Date	Opponent (Site)	Score
O 27	MSOE (De Pere)	W 5-0
N 2	Concordia-Wis. (Mequon)	W 3-2 (OT)
N 3	MSOE (Milwaukee)	L 3-2 (OT)
N 9	Trine (Angola, Ind.)	W 4-0
N 10	Adrian (Adrian, Mich.)	L 4-3 (OT)
N 16	UW-Eau Claire (De Pere)	W 2-1
N 17	UW-Stevens Point (De Pere)	T 1-1 (OT)
N 23	Stevenson (De Pere)	W 3-0
N 24	Neumann (De Pere)	W 4-1
N 30	Lawrence (De Pere)	W 8-1
D 1	Marian (De Pere)	W 5-0
D 7	Augsburg (Minneapolis, Minn.)	L 6-5 (OT)
D 8	Augsburg (Minneapolis, Minn.)	T 3-3 (OT)
J 4	Lake Forest (De Pere)	T 1-1 (OT)
J 5	Aurora (De Pere)	W 5-1
J 11	Marian (Fond du Lac)	L 3-1
J 12	Lawrence (Appleton)	W 4-1
J 18	Northland (De Pere)	W 7-0
J 19	St. Scholastica (De Pere)	W 7-2
J 25	Adrian (De Pere)	W 7-0
J 26	Trine (De Pere)	W 3-2
F 1	St. Scholastica (Duluth, Minn.)	W 6-5
F 2	Northland (Ashland)	W 6-4
F 8	Finlandia (De Pere)	W 3-1
F 9	Finlandia (Hancock, Mich.)	W 8-1
F 15	#Finlandia (De Pere)	W 2-1
F 16	#Finlandia (De Pere)	W 9-0
F 23	##Marian (De Pere)	W 6-2
M 2	###Adrian (De Pere)	W 4-1
M 9	^Augsburg (De Pere)	W 4-3 (OT)
M 16	^UW-Stevens Point (Stevens Point)	L 3-0

Captains: Brad Pung (C), Steven Phillips (A), Dominick Sacco (A)

## 2015-2016 (25-4-2, 17-2-1 NCHA, T1st)

NCAA Runner-Up NCHA Peters Cup Co-Champions		
Date	Opponent (Site)	Score
O 30	Marian (Fond du Lac)	W 4-1
O 31	Marian (De Pere)	L 4-2
N 6	Lake Forest (De Pere)	W 3-1
N 7	Lake Forest (Lake Forest, Ill.)	W 8-2
N 13	Aurora (Geneva, Ill.)	W 4-1
N 14	Aurora (Geneva, Ill.)	W 7-1
N 20	UW-Superior (Superior)	W 4-0
N 21	UW-Stevens Point (Stevens Point)	W 5-2
N 27	Buffalo State (Buffalo, N.Y.)	W 4-0
N 28	Buffalo State (Buffalo, N.Y.)	T 2-2 (OT)
D 4	Lawrence (Appleton)	W 4-2
D 5	Lawrence (De Pere)	W 9-1
D 12	St. Thomas (Mendota Heights, Minn.)	W 4-1
J 15	Finlandia (De Pere)	W 7-1
J 16	Finlandia (De Pere)	W 8-0
J 22	Adrian (De Pere)	L 5-4
J 23	Adrian (De Pere)	W 2-1
J 29	Concordia, Wis. (Mequon)	W 8-1
J 30	Concordia, Wis. (De Pere)	W 3-0
F 5	Northland (Ashland)	W 4-1
F 6	Northland (Ashland)	W 3-0
F 12	St. Scholastica (Duluth, Minn.)	W 3-2
F 13	St. Scholastica (Duluth, Minn.)	T 2-2 (OT)
F 18	MSOE (Milwaukee)	W 4-1
F 19	MSOE (De Pere)	W 4-0
F 26	##Marian (De Pere)	W 4-1
F 27	##Marian (De Pere)	W 5-2
M 5	###Adrian (Adrian, Mich.)	L 4-1
M 19	^Augsburg (De Pere)	W 6-1
M 25	^^UMass-Boston (Lake Placid, N.Y.)	W 8-7 (2 OT)
M 26	^^^UW-Stevens Point (Lake Placid, N.Y.)	L 5-1

Captains: Erik Cooper (C), Blake Thompson (A), Noah Nelson (A)

## 2017-2018 (27-4-1, 15-3 NCHA, 2nd)

NCAA Champions NCHA Harris Cup Champions		
Date	Opponent (Site)	Score
N 3	Concordia-Wis. (De Pere)	W 6-2
N 4	MSOE (De Pere)	W 4-1
N 10	Trine (De Pere)	W 3-0
N 11	Adrian (De Pere)	W 4-3 (OT)
N 17	UW-Eau Claire (Eau Claire)	W 3-1
N 18	UW-Stevens Point (Stevens Point)	W 2-1
N 24	Manhattanville (De Pere)	T 2-2 (OT)
N 25	Manhattanville (De Pere)	W 2-1 (OT)
D 1	Lawrence (Appleton)	W 3-2
D 2	Marian (Fond du Lac)	W 4-1
D 8	Augsburg (De Pere)	W 3-1
D 9	Augsburg (De Pere)	W 4-0
J 2	MSOE (Milwaukee)	L 2-1
J 5	Lake Forest (Lake Forest, Ill.)	W 7-0
J 6	Aurora (Aurora, Ill.)	W 5-3
J 12	Marian (De Pere)	W 7-2
J 13	Lawrence (De Pere)	W 6-0
J 19	Northland (Ashland)	L 5-4
J 20	St. Scholastica (Duluth, Minn.)	L 4-3
J 26	Adrian (Adrian, Mich.)	L 3-2/ot
J 27	Trine (Angola, Ind.)	W 5-1
F 2	St. Scholastica (De Pere)	W 4-1
F 3	Northland (De Pere)	W 5-0
F 9	Finlandia (Hancock, Mich.)	W 8-1
F 10	Finlandia (De Pere)	W 6-0
F 16	#Lawrence (De Pere)	W 3-1
F 17	#Lawrence (De Pere)	W 3-1
F 24	##Marian (De Pere)	W 3-0
M 3	###Adrian (Adrian, Mich.)	W 2-1
M 7	^Augsburg (De Pere)	W 5-2
M 23	^^Colby (Lake Placid, N.Y.)	W 4-3
M 24	^^^Salve Regina (Lake Placid, N.Y.)	W 3-2 (2 OT)

Captains: Tanner Froese (C), Steven Phillips (A), Brad Pung (A)

### Legend:

- # - NCHA Quarterfinals
- ## - NCHA Semifinals
- ### - NCHA Finals
- ^ - NCAA Division III First Round/Quarterfinals
- ^^ - NCAA Division III Semifinals
- ^^^ - NCAA Division III Championship
- & - Rochester Institute of Technology Tournament
- && - Elmira East-West Faceoff
- % - SUNY-Fredonia Tournament
- %% - Marian Showcase
- % - Middlebury Holiday Classic
- \$\$ - Pathfinder Bank Oswego Hockey Classic
- + - Western Thanksgiving Showcase



## Forwards and Defensemen

Name (Years)	Nos.	Worn	GP	G	A	TP	P-M	Hometown	Name (Years)	Nos.	Worn	GP	G	A	TP	P-M	Hometown
Allen, Tyler (07-10)	17	F	111	37	48	85	76-179	Midhurst, Ont.	Fiala, Marian (12-15)	33	D	119	19	57	76	34-79	Bratislava, Slovakia
Amatto, Mitch (15)	17	F	15	3	3	6	1-2	Calgary, Alb.	Forrester, Lonny (04-07)	29/10	F	105	28	46	74	40-102	Bromhead, Sask.
Ambrose, Erik (89-91)	19	D	59	6	15	21	42-91	Mound, Minn.	Forslund, Jordan (03-06)	27	F	55	15	12	27	16-32	Sherwood Park, Alb.
Anderson, Erik (89-92)	11	F	70	17	39	56	19-38	Kalamazoo, Mich.	Frantti, Peyton (19)	15	F	31	14	13	27	14-39	Spring Grove, Ill.
Andrews, Tyler (16-19)	14	D	107	7	29	36	26-52	Anchorage, Alaska	Froberg, Logan (18-19)	24	F	16	3	4	7	2-4	Green Bay, Wis.
Angst, Felix (99-01)	8	D	81	8	18	26	53-117	Zurich, Switzerland	Froese, Tanner (15-18)	15	F	117	42	50	92	11-22	Estevan, Sask.
Ashenberg, Chad (98-01)	6	F	80	9	17	26	29-58	Bettendorf, Iowa	Fylling, Peter (07-10)	26	F	79	8	16	24	32-75	Minot, N.D.
Astle, Kurt (10-11)	14	F	27	5	8	13	7-14	Port Coquitlam, B.C.	Gaffney, Jack (19)	18	F	6	0	2	2	2-4	Clarendon Hills, Ill.
Baptista, Mason (12-15)	19	F	117	29	75	104	35-70	North York, Ont.	Gaffney, Ted (91-94)	15/12	F	74	23	29	52	26-60	Eagle River, Wis.
Bates, Peter (18-19)	10	F	63	22	37	59	14-28	Evanston, Ill.	Gale, A.J. (09)	27	F	19	19	11	30	5-10	Lantzville, B.C.
Bayda, Trevor (04-07)	21	F	71	6	22	28	31-73	Saskatoon, Sask.	Gallmeier, Jason (96)	9	F	5	0	0	0	3-6	Neenah, Wis.
Beaulieu, Kyle (13)	28	D	22	0	2	2	10-31	White Rock, B.C.	Garofolo, Rob (90-93)	3	F	88	49	72	121	20-56	Libertyville, Ill.
Belanger, Marc (05-08)	14	F	119	62	70	132	59-118	Nanaimo, B.C.	Gow, Tyler (04-07)	8	D	105	4	26	30	58-119	Nanaimo, B.C.
Bernardy, Mike (08-11)	2	D	81	14	29	43	10-20	Sandy, Utah	Gruber, Patrick (98-01)	20	F	114	40	57	97	49-109	Appleton, Wis.
Bevilacqua, Adam (10)	19	F	4	0	0	0	0-0	Brampton, Ont.	Gysbers, Brendon (19)	7	D	31	4	23	27	3-6	Fond du Lac, Wis.
Bitz, Joe (08)	27	F	9	1	2	3	4-19	Saskatoon, Sask.	Hammerbeck, Adam (08-11)	9	D	114	5	17	22	57-122	Superior, Wis.
Black, Kurt (17-19)	23	F	88	25	20	45	31-62	Lake Country, B.C.	Haque, Emil (11-14)	17	F	50	5	12	17	9-21	Kista, Sweden
Bodnar, Chris (00-02)	26	F	85	50	57	107	12-24	Thunder Bay, Ont.	Harder, Cory (08-09)	11	F	19	6	3	9	8-16	Saskatoon, Sask.
Boisjoli, Troy (04-07)	9	F	113	43	38	81	61-163	Glidden, Sask.	Harper, Michael (00-01)	27	F	32	7	5	12	10-20	Hoffman Estates, Ill.
Boland, Michael (91)	31	D	16	0	1	1	1-2	St. Paul, Minn.	Harrison, Neil (03-06)	4	D	38	0	6	6	24-67	Thunder Bay, Ont.
Borys, Cory (95-98)	18	F	81	21	19	40	46-97	Yorkton, Sask.	Hazelwood, Jeff (06-07)	19	F	60	24	43	67	12-24	Dublin, Calif.
Bower, Brett (12-15)	20	F	18	2	3	5	4-8	Madison, Wis.	Hearn, Don (95-97)	29	F	52	24	11	35	64-155	Calgary, Alb.
Boxrucker, Jason (89-91)	15	F	32	4	4	8	15-38	Eagle River, Wis.	Henderson, Bruce (89-91)	8	F	61	62	49	109	40-113	Willmette, Ill.
Boyd, Matt (07-10)	22	F	112	41	83	124	39-106	St. Albert, Alb.	Henricksen, Wynn (96-99)	7	D	99	15	46	61	57-138	Spokane, Wash.
Bradford, Andy (94-97)	20	F	42	2	4	6	14-28	Wausau, Wis.	Hergott, Orrin (04)	12	F	31	10	16	26	2-4	Humboldt, Sask.
Bradford, James (90-93)	20	D	91	22	36	58	31-62	Eagle River, Wis.	Herman, Brad (07-09)	24	F	55	5	12	17	23-54	Cranbrook, B.C.
Bradley, Joe (91-93)	4/9	F	69	9	18	27	27-62	Schofield, Wis.	Higgins, Sam (12-15)	27	D	101	7	41	48	34-71	Calgary, Alb.
Bradshaw, Connor (13-16)	9	F	24	2	5	7	8-16	Medicine Hat, Alb.	Hill, Michael (14-16)	11	F	86	55	38	93	46-92	Fort Worth, Texas
Bradshaw, Cullen (12-15)	10	F	120	47	84	131	25-50	Medicine Hat, Alb.	Hoban, Thomas (89)	20	D	10	0	0	0	3-6	Palos Hts., Ill.
Brown, Hunter (12-15)	2	D	36	0	2	2	5-10	Huntsville, Ala.	Hodgman, Tim (89-90, 92)	14/24	F/D	34	9	7	16	6-12	Naperville, Ill.
Brown, Wayne (99-02)	11	F	93	25	32	57	24-48	Abbotsford, B.C.	Holmes, Darren (94-96)	4	D	73	8	25	33	96-250	Kamloops, B.C.
Buchan, Michael (01-04)	10	F	110	32	37	69	43-113	Warburg, Alb.	Holtzschlag, Ken (95-98)	10	F	71	19	15	34	50-108	De Pere, Wis.
Burris, Seth (97-98)	8	D	38	1	4	5	6-12	Anchorage, Alaska	Hoogenboom, Brandon (11-14)	22	F	119	30	29	59	13-26	Nanton, Alb.
Burroughs, Kevin (90-93)	2/7	F	77	21	27	48	13-50	Green Bay, Wis.	Howdle, Ryan (00-02)	4	D	25	2	8	10	26-52	Red Deer, Alb.
Callahan, Pat (08)	18	F	3	0	1	1	1-2	St. Louis, Mo.	Hughes, Connor (03-06)	5/17	F	120	60	77	137	39-78	Fernie, B.C.
Campbell, Marty (90-93)	30/13	F	66	13	18	31	66-180	Green Bay, Wis.	Jacobsen, Eric (90-91)	16	F	30	12	21	33	22-61	Eagle River, Wis.
Campbell, Reid (11-14)	29	D	118	10	30	40	41-104	Haines Jct., Yukon	Jacobson, Eric (92-93)	16	F	47	17	24	41	33-66	Madison, Wis.
Campbell, Sean (15-18)	25	D	113	15	34	49	41-82	Holt, Mich.	Jambor, Mike (91-92, 94)	17/2/7	F	63	11	11	22	19-40	St. Paul, Minn.
Carbery, Spencer (04-06)	26	F	87	55	45	100	43-89	Victoria, B.C.	Janisch, Darrin (94)	12	D	9	1	2	3	1-2	Apple Valley, Minn.
Carlson, Brian (93)	25	F	18	2	1	3	1-2	South Bend, Ind.	Jewitt, Scott (96-99)	23	F	119	61	77	138	91-217	Clinton, Ont.
Carter, Andy (93-95)	9	F	42	13	18	41	6-23	Eagle River, Wis.	Joanette, Alain (09-12)	15	F	110	26	53	79	37-107	Chelmsford, Ont.
Cha, Eugene (94)	6	D	9	0	1	1	5-10	Lake Forest, Ill.	Johansson, Alfred (16-18)	2	D	83	3	21	24	20-43	Stockholm, Sweden
Cholak, Evan (19)	25	F	20	2	6	8	7-14	Kenosha, Wis.	Johnstone, Sean (89-90)	7	F	40	30	32	62	6-12	Zion, Ill.
Christensen, Riley (16-19)	26	F	109	44	57	101	11-22	De Pere, Wis.	Jones, Clint (96-99)	25	F	96	22	24	46	50-117	Wynyard, Sask.
Cianflone, Tommy (98-00)	24	D	95	30	70	100	23-56	LaSalle, Quebec	Jones, Michael (89-90)	2	D	27	1	6	7	13-26	Glencoe, Ill.
Collins, Marc (00-03)	23	F	56	9	8	17	69-203	Calmar, Alb.	Karakas, Luke (16-18)	16	F	59	6	19	25	23-46	Green Bay, Wis.
Cooper, Brian (92)	29	D	12	1	0	1	4-8	Lincolnshire, Ill.	Kasper, Jason (93)	29	F	18	1	2	3	0-0	South Bend, Ind.
Cooper, Erik (13-16)	23	F	115	46	62	108	31-62	Anchorage, Alaska	Keefer, Cody (10-13)	8	F	119	62	52	114	13-26	Grayling, Mich.
Cooper, Leon (01)	28	F	3	0	1	1	0-0	Red Deer, Alb.	Kelly, Jack (19)	8	D	1	0	1	1	0-0	Keller, Texas
Costley, Mike (02-03)	9	F	54	17	13	30	10-20	Mossbank, Sask.	Kelly, Kendel (95-98)	17	F	99	35	60	95	34-71	St. Albert, Alb.
Cote, Andy (04-06)	25	F	78	42	39	81	73-162	Davisburg, Mich.	Kersey, Brant (00-03)	29	D	109	17	60	77	98-237	Radium Hot Springs, B.C.
Cyr, Brent (94-97)	11	F	100	37	50	87	39-103	Summerland, B.C.	Knox, Cameron (95-98)	28	F	96	23	40	63	103-254	Comox, B.C.
Dale, Brandon (89)	15	F	3	0	0	0	0-0	De Pere, Wis.	Kozzarek, Kurt (92)	21	D	2	0	0	0	1-2	Antigo, Wis.
Davison, Luke (18-19)	28	D	59	8	33	41	21-45	De Pere, Wis.	Kozar, Jim (93-94)	23	F	37	8	13	21	3-14	Hillsdale, Ill.
Deacetis, Todd (93-96)	10/26	F	87	33	45	78	30-74	Palos Hills, Ill.	Krause, Sean (90-91)	21	F	30	5	6	11	9-20	Joliet, Ill.
Deitsch, Jason (02-05)	19	F	122	64	120	184	101-245	Indianapolis, Ind.	Langford, Taylor (08-09, 11)	20	F	86	11	18	29	61-158	Devlin, Ont.
Deitsch, Marc (02)	5	D	11	3	1	4	9-26	Indianapolis, Ind.	Lannon, Mike (91)	1	F	4	0	0	0	0-0	Chicago, Ill.
Demet, Matthew (89)	3	D	20	0	5	5	13-26	Whitefish Bay, Wis.	Larson, Jake (16-17)	7	F	39	4	6	10	6-12	St. Michael, Minn.
Derkson, Dain (90)	14/30	D	13	0	0	0	3-14	Powell River, B.C.	Lee, Kyle (15-16)	28	F	37	4	16	20	6-12	Wausau, Wis.
Derton, Andrew (04-07)	4	D	113	28	75	103	106-253	Powell River, B.C.	LeSage, Nick (16-19)	5	D	50	7	19	26	6-12	Green Bay, Wis.
Dickson, Shane (98-01)	9	F	122	52	72	124	53-114	Stony Plain, Alb.	Leutwiler, Trey (94)	18	F	2	0	2	2	2-4	Skokie, Ill.
Dickson, Trent (00-03)	16	F	107	27	63	90	45-90	Stony Plain, Alb.	Lidberg, Nils (15)	29	D/F	12	0	3	3	1-2	Karlstad, Sweden
Dine, Michael (93-96)	11	D	68	15	22	37	31-73	Chicago, Ill.	Long, Greg (91)	25/15	D/F	17	0	0	0	0-0	St. Louis, Mo.
DiPasquale, Paolo (03)	17	F	13	3	4	7	3-6	Richmond, B.C.	Longley, Brandon (08-11)	23	F	102	36	29	65	31-73	Elk River, Minn.
Dixon, Kurt (89-92)	21/10	F/D	73	6	20	26	42-92	Whitefish Bay, Wis.	Lytel, Jim (95)	7	F	2	0	0	0	1-2	Addison, Ill.
Donnelly, John (99, 01-03)	24	D	76	3	24	27	23-57	Marquette, Mich.	MacLean, Matt (92-95)	26	D	89	1	7	8	61-128	Schaumburg, Ill.
Donohue, Derek (10-13)	24	F	81	5	14	19	30-79	Manitowoc, Wis.	Malliaras, George (14-15)	3	D	57	3	20	23	8-16	Palos Heights, Ill.
Donovan, Mike (93)	28	D	14	0	0	0	1-2	Park Ridge, Ill.	Manning, Paul (89-90)	9	F	39	11	16	27	7-16	Hazel Crest, Ill.
Dougherty, Sam (12-15)	16	F	47	5	10	15	13-32	Green Bay, Wis.	Manzari, P.J. (89-92)	5/6	D	67	5	14	19	11-35	Burr Ridge, Ill.
Downey, Jim (94)	21	F	13	1	2	3	0-0	Edina, Minn.	Maryschak, Tom (96-98)	14	D	87	17	51	68	30-60	Westbank, B.C.
Dubas, Dustin (07-09)	25	D	58	4	10	14	34-98	Rama, Sask.	Mather, Steven (18-19)	22	F	40	6	5	11	8-27	Issaquah, Wash.
Duthie, Faron (01-04)	5/20	F	11														

## Forwards and Defensemen

Name (Years)	Nos.	Worn	GP	G	A	TP	P-M	Hometown	Name (Years)	Nos.	Worn	GP	G	A	TP	P-M	Hometown
Milligan, Keegan (18-19)	12	F	62	21	24	45	6-12	Emerald Park, Sask.	Schultz, Jon (03-06)	11/16	F	76	22	50	72	19-46	Sonningdale, Sask.
Mitchell, Jeremy (03-06)	33	F	107	22	41	63	75-194	Cranbrook, B.C.	Sclafini, John (92)	28	F	8	0	1	0-0		Addison, Ill.
Mizwicki, Keith (94-95)	28	F	33	8	9	17	2-4	Bridgeview, Ill.	Sedgwick, Adam (98-01)	19	F	110	53	89	142	35-73	Vancouver, B.C.
Mendelman, Jason (97-00)	22	D	37	0	7	7	16-32	Calgary, Alb.	Sedgwick, Cam (99, 01-02)	2	F	88	9	32	41	49-98	Vancouver, B.C.
Mirao, Silverio (94-97)	19	F	102	38	55	93	52-104	Burnaby, B.C.	Shields, Matt (91, 93-94)	14	F	65	19	18	37	24-66	St. Paul, Minn.
Molaski, Matt (97-98)	26	D	41	2	4	6	32-72	Green Bay, Wis.	Shropshire, Bill (90-92)	22	D	41	1	3	4	14-28	Winnetka, Ill.
Morrison, Scot (92)	9	F	3	0	0	0	0-0	Dexter, Mich.	Skoog, Jon (06-09)	28/8	D	97	2	19	21	28-56	Long Lake, Minn.
Nahorniak, Ryan (99-02)	28/22	F	63	12	14	26	22-44	Nanaimo, B.C.	Sleep, Steven (06-09)	12	F	121	26	53	79	76-171	Thunder Bay, Ont.
Nega, Mark (92-93)	19	F	31	22	13	35	13-29	Palos Hills, Ill.	Sloyan, Greg (91-92)	29/12	D	16	1	2	3	2-4	Chicago, Ill.
Nelson, Noah (14-17)	8	F	113	23	46	69	31-65	Oconomowoc, Wis.	Smillie, Rob (96-99)	16	F	122	82	93	175	30-60	Richmond, B.C.
Nemgar, Noah (10-13)	12	F	42	1	13	14	6-12	Bemidji, Minn.	Smith, Eric (02)	25	F	5	2	1	3	2-4	Green Bay, Wis.
Nicksic, Timmy (18-19)	8/3	F	62	16	25	41	23-49	Tomah, Wis.	Soley, Seth (11-12)	3	F	60	23	30	53	39-92	Elk Mound, Wis.
Nooyen, Mike (97-98)	15	F	61	15	29	44	57-125	Green Bay, Wis.	Sorensen, Blake (97-99)	27	F	50	26	23	49	17-53	Newmarket, Ont.
Nopper, Jason (07-10)	6	D	106	7	20	27	90-207	Calgary, Alb.	Spillum, Keenan (19)	4	D	13	1	2	3	1-2	Phoenix, Ariz.
Nutting, Paul (92-95)	8	F	70	13	6	19	16-35	Riverside, Ill.	Stearns, Matt (00-03)	14	D	65	6	17	23	37-82	Oconomowoc, Wis.
O'Brien, John (93)	6	F	2	0	2	2	0-0	Fairbanks, Alaska	Stindt, Dan (92-93)	18	F	18	2	4	6	8-16	Green Bay, Wis.
O'Gara, Seann (91)	25/35	D	11	0	0	0	0-0	Glenview, Ill.	Stroh, Kyle (10-13)	11	F	115	49	54	103	27-54	Vibank, Sask.
O'Malley, Sean (93)	12	F	2	1	1	2	2-4	Barrington, Ill.	Stygar, Ed (89-90)	22	F	3	0	1	1	0-0	Palatine, Ill.
Olinyk, Jeremy (17)	19	F	22	7	9	16	7-14	Winnipeg, Man.	Switzer, James (04-07)	15	D	105	8	21	29	56-120	Peachland, B.C.
Overton, Shawn (08)	4	F	26	1	5	6	4-8	Winnipeg, B.C.	Tabisz, Nick (08-11)	28	D	118	37	61	98	23-46	Kettering, Ohio
Patten, Jim (91)	15	F	21	1	7	8	12-24	Eagle River, Wis.	Temple, Christopher (89)	22	F	10	0	1	1	1-2	Madison Hts., Minn.
Patterson, Cory (09)	14	F	10	1	2	3	5-10	Huntington Beach, Calif.	Tew, Ryan (02-05)	25/22	D	111	21	74	95	49-133	Saskatoon, Sask.
Pavek, Ross (14-17)	5/10	F	101	27	23	50	47-108	Green Bay, Wis.	Thomas, Jack (18-19)	11	D	35	1	5	6	7-14	Calgary, Alb.
Pawlicki, Todd (89)	16	F	20	16	9	25	18-44	Schaumburg, Ill.	Thompson, Blake (14-17)	4	D	112	19	54	73	60-170	Listowel, Ont.
Perry, Joe (11-14)	26	F	115	50	56	106	36-91	Nanaimo, B.C.	Tikka, Sam (07-10)	33	D	107	13	20	33	27-62	Soldotna, Alaska
Peterson, Ryan (06-09)	29	F	119	34	39	73	19-38	North St. Paul, Minn.	Toneys, Nick (05-06)	3	D	51	3	12	15	11-22	Waupaca, Wis.
Peterson, Eric (96-97)	6	D	48	2	15	17	20-40	Green Oaks, Ill.	Trann, Andy (02-04)	28	F	71	34	19	53	22-63	Nipawin, Sask.
Peterson, Kurtis (05-07)	20	F	92	30	28	58	19-38	Midale, Sask.	Tulig, David (13)	5	D	1	0	0	0	0-0	Northbrook, Ill.
Peterson, Kyle (00-03)	18	F	92	29	39	68	58-127	Midale, Sask.	Uchyn, Roman (16-19)	17	F	118	48	43	91	38-82	Chicago, Ill.
Phillips, Steven (16-19)	20	F	123	32	38	70	24-67	Green Bay, Wis.	Underwood, Jim (02-05)	6	D	90	12	42	54	27-54	Ravenna, Ohio
Pietrzak, Dave (89-91)	4	D	48	0	10	10	35-86	Palantine, Ill.	Valimont, Lane (16-18)	3	D	13	2	1	3	8-16	Whitefish Bay, Wis.
Politoski, Cale (94-97)	3	D	100	6	21	27	61-209	Milwaukee, Wis.	Van Diest, Clay (16-19)	6/16	D	105	5	16	21	19-49	Helena, Mont.
Politoski, Jayce (99-00)	10	F	60	24	34	58	64-142	Milwaukee, Wis.	Van Nostrand, Jesse (05)	12	F	3	0	0	0	1-2	Woodinville, Wash.
Porcaro, Mike (94-95)	16	F	45	23	11	34	17-50	Park Ridge, Ill.	Verhaagh, Ben (95-97)	2	D	75	3	16	19	25-53	Green Bay, Wis.
Porter, Tom (99)		F	4	0	0	0	1-2	Milwaukee, Wis.	Versino, Joe (05-06)	18	F	14	0	2	2	4-8	Wilmette, Ill.
Pratt, Steven (09)	19	F	22	4	4	8	2-4	High Prairie, Alb.	Virta, Mikael (04-07)	5	D	59	2	5	7	18-36	Bellingham, Wash.
Pulak, Scott (08-11)	10	F	119	17	56	73	14-31	Green Bay, Wis.	Wahrab, Storm (16)	22	F	30	4	9	13	19-49	Laguna Niguel, Calif.
Pung, Brad (16-19)	27	F	117	27	46	73	34-71	Grand Ledge, Mich.	Walz, Dustin (08-11)	7	D	84	5	13	18	24-59	Moose Jaw, Sask.
Rampone, Chris (05-07)	23	F	11	1	0	1	5-10	Kelowna, B.C.	Ward, Colin (95-98)	12	F	90	22	24	46	44-113	Emo, Ont.
Rampone, Lennie (00-03)	21	D	108	17	38	55	101-221	Kelowna, B.C.	Ward, Spencer (96-99)	21	F	92	24	45	69	32-64	Richmond, B.C.
Reinboldt, Ashton (11-12)	18	F	14	0	4	4	8-16	Calgary, Alb.	Weepers, Stew (94-95)	27	D	35	2	2	4	50-114	Vancouver, B.C.
Rial, Chris (12-15)	7	F/D	113	27	23	50	50-144	Las Vegas, Nev.	Wees, T.J. (14-15)	24	D	14	0	1	1	3-6	Golden, Colo.
Rigali, Donald (89)	10	D	20	3	9	12	7-14	Park Ridge, Ill.	Wegmann, Mike (94-97)	24	D	75	0	6	6	41-93	Hartland, Wis.
Rioux, Andre (00-03)	7	F	48	11	16	27	21-42	St. Redempteur, Que.	Wempe, Ryan (99-02)	17	F	96	24	49	73	29-69	Fulda, Sask.
Rogers, David (89)	17	F	20	3	6	9	3-6	Orland Park, Ill.	Wheeler, Shane (07-10)	16	F	115	39	75	114	20-40	Eagle River, Alaska
Rogers, Jeff (90-93)	27/17	F	50	4	8	12	6-20	Orland Park, Ill. Rosen-	Whitney, Rob (91-92)	4/23	D	46	4	18	22	19-36	Eagle River, Wis.
thal, Jason (93-95)	2	D	45	1	4	5	9-18	Westmount, Ill.	Wilson, Kevin (03)	3	D	28	2	9	11	7-14	Thompson, Man.
Rulevicius, Pijus (14-17)	12	F	116	41	43	84	36-80	Warrenville, Ill.	Wilson, Terry (00-03)	12	F	54	17	15	32	14-28	Kimberley, B.C.
Ryd, Johan (09-12)	21	F	90	37	61	98	13-26	Sodertalje, Sweden	Wing, Sheldon (04-07)	7	D	94	14	53	67	21-42	Thunder Bay, Ont.
Rygos, Chris (15-18)	21	D	117	8	19	27	52-118	Mississauga, Ont.	Wosnack, Kelly (03-06)	26/11	F	96	32	58	90	17-34	St. Albert, Alb.
Sacco, Dominick (17-19)	9	F	87	31	42	73	24-48	Brooklyn, N.Y.	Yates, William (18-19)	19	F	42	6	14	20	12-24	Grosse Pte. Park, Mich.
Sanford, Jason (95-98)	11	F	106	43	53	96	49-101	Williams Lake, B.C.	Youngson, Brian (01)	3	D	2	0	0	0	0-0	Coquitlam, B.C.
Schaefer, Darrin (89)	12	F	20	8	11	19	11-25	Oakfield, Wis.	Zepeda, Tyler (13-16)	18	F	90	27	42	69	14-39	Woodbury, Minn.
Schmitz, Dave (92-95)	31/22	D	76	4	6	10	25-50	Kenosha, Wis.	Ziedins, Maris (00-03)	15	F	117	74	71	145	28-56	Talsi, Latvia

## Goaltenders

Name (Years)	No.	Worn	GP	Record	GA	Avg.	Svs.	Pct.	Hometown	Name (Years)	No.	Worn	GP	Record	GA	Avg.	Svs.	Pct.	Hometown
Accardi, Joe (97)	35	1	1	0-0-0	1	1.02	16	.941	Westchester, Ill.	Moratz, Craig (89)	30	5	0	0-0-0	6	3.60	17	.739	Larsen, Wis.
Bashor, Blake (08-11)	31	29	16	7-2	51	2.05	204	.908	Le Claire, Iowa	Myers, Derrick (99-02)	33	19	13	1-0-0	32	2.18	281	.898	Aurora, Colo.
Black, T.J. (16-19)	29	95	76	13-5	142	1.53	1997	.934	Wheaton, Ill.	O'Brien, B.J. (09-11)	30	70	55	7-4	120	1.79	1437	.923	Lakeville, Minn.
Bontorin, Ryan (18-19)	35	9	1	1-1	7	1.58	107	.939	Calgary, Alb.	O'Hara, Kevin (15-18)	1	1	0	0-0-0	0	0.00	10	1.000	Naperville, Ill.
Bosch, Travis (12-13)	34	10	4	3-1	25	3.12	153	.860	Regina, Sask.	Rohde, Jason (98)	30	1	1	0-0-0	1	1.19	12	.923	Madison, Wis.
Brannigan, James (89)	1	12	0	0-0-0	0	0.00	0	.000	Chicago, Ill.	Ruff, Darryl (99)	1	6	4	1-1	7	1.44	113	.942	Blackfalds, Alb.
Cienci, Andrew (92-93)	35	9	1	1-0	28	4.80	170	.859	Orland Park, Ill.	Rymer, Mike (93-95)	31	10	3	4-0	30	3.96	217	.879	Zion, Ill.
Colquhoun, Chancy (01-04)	1	66	34	11-6	141	2.27	1360	.906	Ottawa, Ont.	Schimmel, Neil (03)	35	1	0	0-0-0	0	0.00	3	1.000	Chippewa Falls, Wis.
Garofolo, Bryan (90)	35	22	2	0-0	4	1.71	55	.932	Libertyville, Ill.	Snyder, Ted (94)	1	2	0	0-0-0	2	1.50	32	.941	Mound, Minn.
Gill, Ryan (01-03)	35	39	29	4-4	67	1.86	735	.918	Watrous, Sask.	Sortal, Scott (05)	1	1	1	0-0	2	2.00	17	.895	Wilmette, Ill.
Goddard, Pat (89-90)	1	24	4	14-0	112	6.79	561	.833		Szkodzinski, Billy (10)	1	2	0	0-0-0	0	0.00	1	1.000	Brighton, Mich.
Gropp, Roby (95-98)	1	92	53	30-4	231	2.66	2296	.908	Kamloops, B.C.	Szkodzinski, Mike (99-00)	35	48	32	9-4	98	2.21	1078	.917	Brighton, Mich.
Kennedy, Joe (96-99)	31	23	10	3-0	55	3.14	362	.868	Westbank, B.C.	Van Den Bosch, Eric (03-06)	31	38	26	5-2	81	2.41	651	.889	Swan Lake, Man.
Kujava, Tony (14-17)	35	48	31	11-2	81	1.81	816	.910	Green Bay, Wis.	Vap, Mark (93)									

## They Cover the Green Knights Radio

**St. Norbert Webcast**  
100 Grant St.  
De Pere, WI 54115  
920-403-3031

**WDUZ-Radio**  
The Rookie, sports director  
P.O. Box 310  
Green Bay, WI 54305  
920.468.4100  
920.468.0250 - fax

**WTAQ & WNFL-Radio**  
Mark Daniels, sports director  
P.O. Box 23333  
Green Bay, WI 54305  
920.435.3771  
920.321.2300 - fax

**WDOR-Radio**  
Chad Michaels, sports director  
800 S. 15th Ave.  
Sturgeon Bay, WI 54235  
920.743.4411

## Television

**WBAY-TV (Ch. 2 - ABC)**  
Chris Roth, sports director  
115 S. Jefferson  
Green Bay, WI 54301  
920.438.3265  
920.432.1190 - fax

**WFRV-TV (Ch. 5 - CBS)**  
Burke Griffin, sports director  
P.O. Box 19055  
Green Bay, WI 54307  
920.430.3625  
920.437.5769 - fax

**WLUK-TV (Ch. 11 - Fox)**  
Josh Moser, sports director  
P.O. Box 19011  
Green Bay, WI 54307  
920.490.1428  
920.490.2500 - fax

**WGBA-TV (Ch. 26 - NBC)**  
Brandon Kinnard, sports director  
1391 North Rd.  
Green Bay, WI 54313  
920.490.2655  
920.490.2500 - fax

## Newspapers

**Green Bay Press-Gazette**  
Sports Desk  
P.O. Box 19430  
Green Bay, WI 54307  
920.431.8222  
920.431.8379 - fax

**The Press**  
Rich Palzewic, sports editor  
www.thepress.media

**Milwaukee Journal Sentinel**  
Sports desk  
P.O. Box 661  
Milwaukee, WI 53201  
800.759.6397  
414.224.2049 - fax

**Wisconsin State Journal**  
sports desk  
P.O. Box 8060  
Madison, WI 53708  
800.362.4221  
608.252.6194 - fax

**Iron Mountain Daily News**  
Burt Angeli, sports writer  
215 E. Ludington St.  
Iron Mountain, MI 49801  
906.774.2772

## The Voice of the Green Knights



**Tim Derozier**

As a student at St. Norbert College, Tim Derozier attended Tim Coghlin's initial press conference in 1993. From there he was hooked, broadcasting St. Norbert College Hockey in one shape or form since the 1993-94 season. Now in his 27th season as The Voice of the Green Knights, Tim will webcast all regular-season and post-season games in 2019-20, including video streaming at games at the Cornerstone Community Center.

## When Covering the Green Knights

### Sports Information Office

The St. Norbert College Sports Information Office is located in Mulva Family Fitness & Sports Center, Room 2016. Dan Lukes, Sports Information Director, may be reached at the following telephone numbers:

**Office:** 920.403.4077  
**Fax:** 920.403.3128  
**E-mail:** dan.lukes@snc.edu

### Press Credentials

Arrangements for press credentials should be made through the Sports Information Office by noon the day preceding the contest. All credentials will be left at will call.

### Cornerstone Community Center

St. Norbert College home games are played at the Cornerstone Community Center in Ashwaubenon. From Highway 41, take the Main St. exit for De Pere (CTH G) and head west. Go to Packerland Dr. and go left. Go to Fernando Dr. and take a right. The rink is set back off the road on the right.

### Press Box

The press box features ample room for media personnel. Telephones can be provided for media on deadline.

### Radio Broadcasts

Two areas are available in the press box and must be reserved two weeks prior to the contest. Stations will be limited to two credentials. All technical arrangements for phone lines must be made by the broadcasting station.

### Interviews with Coach Coghlin

Head coach Tim Coghlin may be reached in his office at the rink (920.403.2025) at any time.

### Player Interviews

Player interviews may be set up through the Sports Information Office, or after practice. The Green Knights practice at Cornerstone Community Center.

# 2019-20 Men's Hockey Schedule

Fri., Nov. 1	at UW-Stevens Point.....	7 p.m.	Fri., Jan. 31	at College of St. Scholastica * .....	7 p.m.
Sat., Nov. 2	UW-Stevens Point .....	7 p.m.	Sat., Feb. 1	at College of St. Scholastica * .....	5 p.m.
Fri., Nov. 8	Lake Forest College * .....	7 p.m.	Sat., Feb. 8	Augsburg Univ. ....	2 p.m.
Sat., Nov. 9	Lake Forest College * .....	4 p.m.	Fri., Feb. 14	at Lawrence Univ. * .....	7 p.m.
Fri., Nov. 15	at Trine Univ. * .....	7 p.m. EST	Sat., Feb. 15	Lawrence Univ. * .....	7 p.m.
Sat., Nov. 16	at Trine Univ. * .....	5 p.m. EST	Fri., Feb. 21	NCHA Quarterfinals .....	TBA
Fri., Nov. 22	at Marian Univ. * .....	7 p.m.	Sat., Feb. 22	NCHA Quarterfinals .....	TBA
Sat., Nov. 23	Marian Univ. * .....	7 p.m.	Sat., Feb. 29	NCHA Semifinals.....	TBA
Fri., Nov. 29	at Stevenson Univ.....	7 p.m. EST	Sat., March 7	NCHA Harris Cup Championship.....	TBA
Sat., Nov. 30	at Neumann Univ.....	4 p.m. EST	Sat., March 14	NCAA Division III Tournament - First Round.....	TBA
Fri., Dec. 6	Concordia Univ. Wisconsin * .....	7 p.m.	Sat., March 21	NCAA Division III Tournament - Quarterfinals .....	TBA
Sat., Dec. 7	at Concordia Univ. Wisconsin * .....	7 p.m.	Fri., March 27	NCAA Division III Tournament - Semifinals .....	TBA
Fri., Jan. 3	at Milwaukee School of Engineering * .....	7 p.m.	Sat., March 28	NCAA Division III Tournament - Championship.....	TBA
Sat., Jan. 4	Milwaukee School of Engineering * .....	7 p.m.			
Fri., Jan. 10	at Aurora Univ. * .....	3 p.m.		Home games in WHITE	
Sat., Jan. 11	at Aurora Univ. * .....	3 p.m.		* - NCHA game	
Fri., Jan. 17	Adrian College * .....	7 p.m.			
Sat., Jan. 18	Adrian College * .....	4 p.m.			
Fri., Jan. 24	Finlandia Univ. * .....	7 p.m.			
Sat., Jan. 25	Finlandia Univ. * .....	4 p.m.			

