

Test Report

SPONSOR: **Auralex Acoustics**
Indianapolis, IN

Sound Absorption
RAL™-A21-258

CONDUCTED: 2021-04-13

Page 1 of 9

ON: M224 Pro Panel over DST LENRD Bass Trap (8 objects at dihedral corners)

TEST METHODOLOGY

Riverbank Acoustical Laboratories™ is accredited by the U.S. Department of Commerce, National Institute of Standards and Technology (NIST) under the National Voluntary Laboratory Accreditation Program (NVLAP) as an ISO 17025:2017 Laboratory (NVLAP Lab Code: 100227-0) and for this test procedure. The test reported in this document conformed explicitly with ASTM C423-17: "Standard Test Method for Sound Absorption and Sound Absorption Coefficients by the Reverberation Room Method." The specimen mounting was performed according to ASTM E795-16: "Standard Practices for Mounting Test Specimens During Sound Absorption Tests." A description of the measurement procedure and room specifications are available upon request. The results presented in this report apply to the sample as received from the test sponsor.

INFORMATION PROVIDED BY SPONSOR

The test specimen was designated by the sponsor as M224 Pro Panel over DST LENRD Bass Trap (8 objects at dihedral corners). The following nominal product information was provided by the sponsor prior to testing. The accuracy of such sponsor-provided information can affect the validity of the test results.

Products Under Test

Panels

Trade Name: M224 ProPanel Corner Trap
Core Material: Fiberglass
Core Nominal Thickness: 50.8 mm (2 in.)
Core Density: 96.1 kg/m³ (6 lbs/ft³)
Manufacturer: Auralex Acoustics

Foam

Trade Name: DST LENRD Bass Trap
Material: Polyurethane foam
Core Nominal Thickness: 247.4 mm (9.74 in.) max (triangular cross section)
Core Nominal Density: 32 kg/m³ (2 lbs/ft³)
Manufacturer: Auralex Acoustics

Auralex Acoustics
2021-04-13

RAL™-A21-258
Page 2 of 9

SPECIMEN MEASUREMENTS & TEST CONDITIONS

Through a full external visual inspection performed on the test specimen, Riverbank personnel verified the following information:

Panels

Materials: Woven textile adhered to rigid fiberglass core, exposed at underside
Dimensions: 8 @ 610 mm (24 in.) by 1219 mm (48 in.)
Overall Weight: 28.35 kg (62.5 lbs)
Mass per Unit Volume: 94.81 kg/m³ (5.92 lbs/ft³)
Installation: Face with exposed core material oriented away from sound field

Foam

Material: Compressible sculpted foam wedges
Geometry: Isosceles right triangular prisms, sawtooth surface pattern along diagonal
Dimensions: 16 @ 610 mm (24 in.) wide by 302 mm (11.875 in.) leg length
Overall Weight: 13.15 kg (29 lbs)
Density: 29.65 kg/m³ (1.85 lbs/ft³)
Installation: Installed in pairs beneath panels (see Mounting Method below)

Physical Measurements (per object)

Dimensions: 1.22 m (48.0 in) wide by 0.61 m (24.0 in) long
Thickness: 0.3 m (12.0 in)
Weight: 5.19 kg (11.44 lbs)

Test Environment

Room Volume: 291.98 m³
Temperature: 21.7 °C ± 0.0 °C (Requirement: ≥ 10 °C and ≤ 5 °C change)
Relative Humidity: 64.05 % ± 0.1 % (Requirement: ≥ 40 % and ≤ 5 % change)
Barometric Pressure: 99.1 kPa (Requirement not defined)

MOUNTING METHOD

Non-standard mounting: The specimen is an array of 8 spaced sound absorbing objects placed around the edges of the test chamber, oriented with their lengths parallel to the test chamber floor, bridging dihedral corners at the test chamber floor and walls. Each object consists of one (1) panel and two (2) pieces of foam, which are butted at their ends and placed in the triangular gap beneath the installed panel. Three (3) objects were placed along the north wall of the chamber, two (2) objects were placed along each of the west and south walls, and one (1) object was placed along the east wall. Objects sharing a wall were placed 508 mm (20 in.) apart.

Test Report

Auralex Acoustics
2021-04-13

RAL™-A21-258
Page 3 of 9



Figure 1 – Specimen configuration at west (left) and north (right) chamber walls



Figure 2 – Specimen configuration at east (left) and south (right) chamber walls

Test Report

Auralex Acoustics
2021-04-13

RAL™-A21-258
Page 4 of 9



Figure 3 – Individual foam piece, sawtooth profile along diagonal




Figure 4 – Typical paired installation of foam pieces at test chamber corner

Test Report

Auralex Acoustics
2021-04-13

RAL™-A21-258
Page 5 of 9




Figure 5 – Typical placement of foam pieces before (left) and after (right) installation of panel

Test Report

Auralex Acoustics
2021-04-13

RAL™-A21-258
Page 6 of 9


TEST RESULTS

Note: There is currently no standardized method for calculating Absorption Coefficients from spaced object absorbers. The sound absorption performance of spaced object absorbers should not be compared directly with specimens tested as a single rectangular area (e.g. mounting types A, E, etc.).

1/3 Octave Center Frequency (Hz)	Total Absorption		Absorption per Object	
	(m ²)	(Sabins)	(m ² / Object)	(Sabins / Object)
100	9.04	97.35	1.13	12.17
** 125	12.22	131.57	1.53	16.45
160	12.05	129.65	1.51	16.21
200	10.73	115.53	1.34	14.44
** 250	10.77	115.92	1.35	14.49
315	10.99	118.28	1.37	14.78
400	10.53	113.39	1.32	14.17
** 500	10.38	111.73	1.30	13.97
630	10.52	113.20	1.31	14.15
800	9.65	103.92	1.21	12.99
** 1000	9.23	99.39	1.15	12.42
1250	8.88	95.57	1.11	11.95
1600	8.62	92.74	1.08	11.59
** 2000	8.46	91.04	1.06	11.38
2500	8.10	87.20	1.01	10.90
3150	7.98	85.95	1.00	10.74
** 4000	7.78	83.79	0.97	10.47
5000	7.83	84.33	0.98	10.54

Tested by 
Marc Sciaky
Senior Experimentalist

Report by 
Malcolm Kelly
Test Engineer, Acoustician

Approved by 
Eric P. Wolfram
Laboratory Manager

Test Report

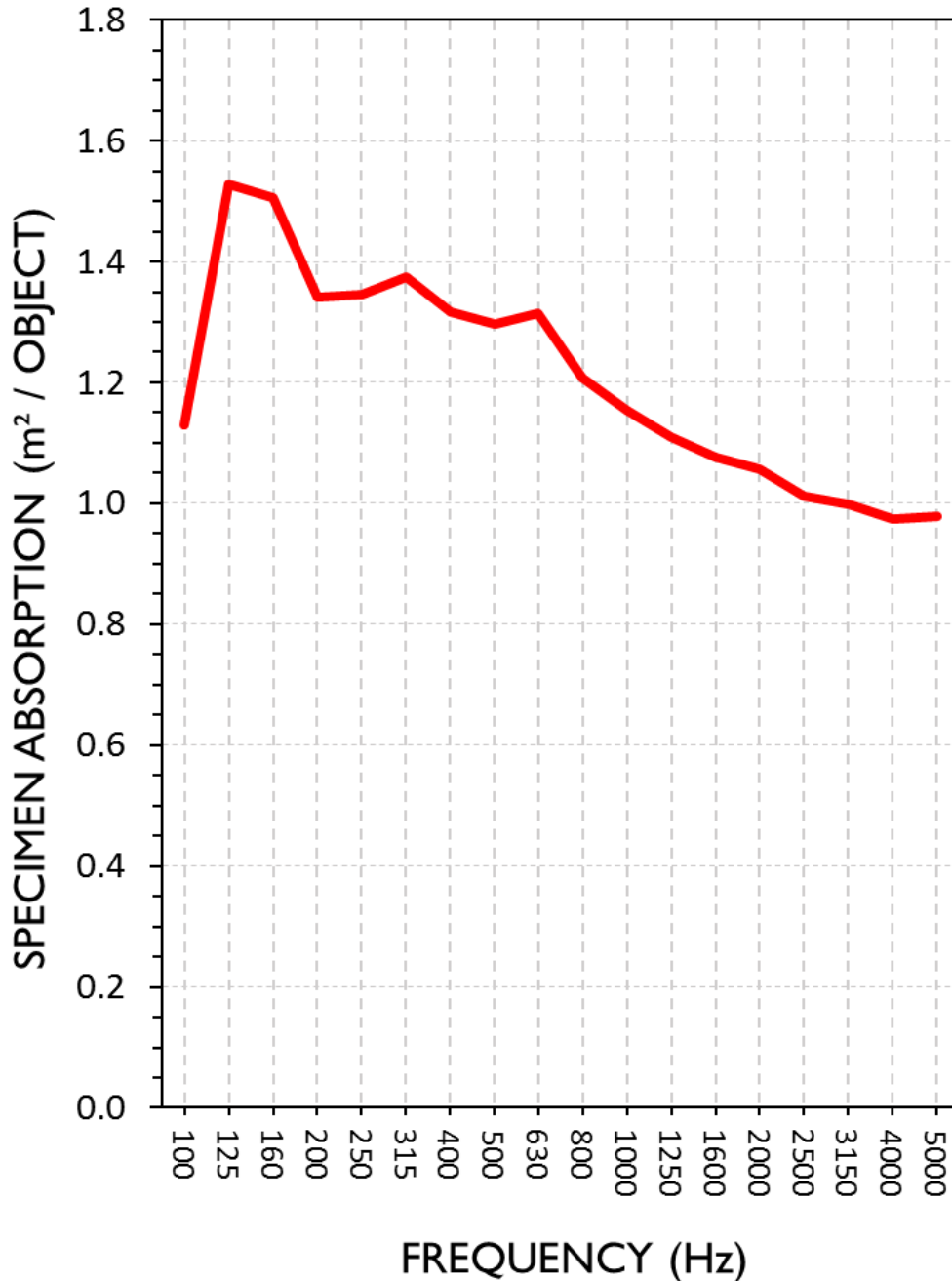
Auralex Acoustics
2021-04-13

RAL™-A21-258

Page 7 of 9

SOUND ABSORPTION REPORT

M224 Pro Panel over DST LENRD Bass Trap (8 objects at dihedral corners)



RIVERBANK ACOUSTICAL LABORATORIES IS ACCREDITED BY NVLAP (LAB CODE 100227-0) FOR ACOUSTICAL TESTING SERVICES IN ACCORDANCE WITH ISO/IEC 17025:2017 AND FOR THIS PROCEDURE. THIS REPORT MUST NOT BE USED BY THE CLIENT TO CLAIM PRODUCT CERTIFICATION, APPROVAL, OR ENDORSEMENT BY RAL, NVLAP, NIST, OR ANY AGENCY OF THE U.S. GOVERNMENT. THIS REPORT SHALL NOT BE MODIFIED WITHOUT THE WRITTEN APPROVAL OF RAL. THE RESULTS REPORTED APPLY ONLY TO THE SPECIFIC SAMPLE SUBMITTED FOR TESTING; RAL ASSUMES NO RESPONSIBILITY FOR THE PERFORMANCE OF ANY OTHER SAMPLE.

Test Report

Auralex Acoustics
2021-04-13

RAL™-A21-258
Page 8 of 9

APPENDIX A: Extended Frequency Range Data

Specimen: M224 Pro Panel over DST LENRD Bass Trap (8 objects at dihedral corners) (See Full Report)

The following non-accredited data were obtained in accordance with ASTM C423-17, but extend beyond the defined frequency range of 100Hz to 5,000Hz. These unofficial results are representative of the RAL test environment only and intended for research & comparison purposes.

1/3 Octave Band Center Frequency (Hz)	Total Absorption		Absorption per Object	
	(m ²)	(Sabins)	(m ² / Object)	(Sabins / Object)
31.5	1.17	12.58	0.15	1.57
40	1.34	14.47	0.17	1.81
50	1.55	16.69	0.19	2.09
63	2.95	31.78	0.37	3.97
80	7.91	85.15	0.99	10.64
100	9.04	97.35	1.13	12.17
125	12.22	131.57	1.53	16.45
160	12.05	129.65	1.51	16.21
200	10.73	115.53	1.34	14.44
250	10.77	115.92	1.35	14.49
315	10.99	118.28	1.37	14.78
400	10.53	113.39	1.32	14.17
500	10.38	111.73	1.30	13.97
630	10.52	113.20	1.31	14.15
800	9.65	103.92	1.21	12.99
1000	9.23	99.39	1.15	12.42
1250	8.88	95.57	1.11	11.95
1600	8.62	92.74	1.08	11.59
2000	8.46	91.04	1.06	11.38
2500	8.10	87.20	1.01	10.90
3150	7.98	85.95	1.00	10.74
4000	7.78	83.79	0.97	10.47
5000	7.83	84.33	0.98	10.54
6300	7.97	85.74	1.00	10.72
8000	8.11	87.25	1.01	10.91
10000	8.01	86.18	1.00	10.77
12500	8.09	87.04	1.01	10.88

1512 S BATAVIA AVENUE
GENEVA, IL 60134
630-232-0104

An ALION Technical Center

RIVERBANK.ALIONSCIENCE.COM

FOUNDED 1918 BY
WALLACE CLEMENT SABINE

Test Report

Auralex Acoustics
2021-04-13

RAL™-A21-258
Page 9 of 9

APPENDIX B: Instruments of Traceability

Specimen: M224 Pro Panel over DST LENRD Bass Trap (8 objects at dihedral corners) (See Full Report)

<u>Description</u>	<u>Model</u>	<u>Serial Number</u>	<u>Date of Certification</u>	<u>Calibration Due</u>
System 1	Type 3160-A-042	3160-106968	2020-06-26	2021-06-26
Bruel & Kjaer Mic And Preamp A	Type 4943-B-001	2311428	2020-09-30	2021-09-30
Bruel & Kjaer Pistonphone	Type 4228	2781248	2020-08-12	2021-08-12
EXTECH Hygro 639	SD700	A.103639	2020-12-18	2021-12-18

APPENDIX C: Revisions to Original Test Report

Specimen: M224 Pro Panel over DST LENRD Bass Trap (8 objects at dihedral corners) (See Full Report)

<u>Date</u>	<u>Revision</u>
2021-04-22	Original report issued

END